

Disclaimer

The following report(s) provides findings from an FDA-initiated query using Sentinel. While Sentinel queries may be undertaken to assess potential medical product safety risks, they may also be initiated for various other reasons. Some examples include determining a rate or count of an identified health outcome of interest, examining medical product use, exploring the feasibility of future, more detailed analyses within Sentinel, and seeking to better understand Sentinel capabilities.

Data obtained through Sentinel are intended to complement other types of evidence such as preclinical studies, clinical trials, postmarket studies, and adverse event reports, all of which are used by FDA to inform regulatory decisions regarding medical product safety. The information contained in this report is provided as part of FDA's commitment to place knowledge acquired from Sentinel in the public domain as soon as possible. Any public health actions taken by FDA regarding products involved in Sentinel queries will continue to be communicated through existing channels.

FDA wants to emphasize that the fact that FDA has initiated a query involving a medical product and is reporting findings related to that query does not mean that FDA is suggesting health care practitioners should change their prescribing practices for the medical product or that patients taking the medical product should stop using it. Patients who have questions about the use of an identified medical product should contact their health care practitioners.

The following report contains a description of the request, request specifications, and results from the modular program run(s).

If you are using a web page screen reader and are unable to access this document, please contact the Sentinel Operations Center for assistance at info@sentinelssystem.org.

Overview for request: care_mpl1p_wp003

Request ID: care_mpl1p_wp003_nsdv_v01

Request Description: In this report we evaluated moderate or severe exacerbation outcomes, all-cause hospitalization, and death among new users of long-term azithromycin or roflumilast who have chronic obstructive pulmonary disease (COPD) in the Sentinel Distributed Database (SDD).

Sentinel Routine Querying Module: Cohort Identification and Descriptive Analysis (CIDA) tool, version 10.3.0, with custom programming.

Data Source: We distributed this request to 15 Sentinel Data Partners (DPs) on April 27, 2021. The study period included data from March 1, 2011 through December 31, 2019. Please see Appendix A for a list of dates of available data for each Data Partner.

Study Design: We identified individuals with new use of azithromycin or roflumilast and evaluated the occurrence of moderate or severe exacerbations, severe exacerbations, all-cause hospitalization, and death, among those who were 40 years of age and above. Only the first qualifying (index) dispensing for each member was included; cohort re-entry was not allowed. Among these cohorts, we assessed respiratory comorbidities, other comorbidities, historic use of antibiotics and oral corticosteroid (OCS) dispensings, and health services utilization. In addition, we assessed prior history and post-treatment occurrence of exacerbations using custom programming. This is a Type 2 analysis as described in the Query Request Package (QRP) documentation.

Exposure of Interest: The exposures of interest, azithromycin or roflumilast, were defined using outpatient dispensing data and National Drug Codes (NDCs). We identified individuals who were dispensed azithromycin greater than 13 days' supply or any roflumilast. We defined new use as no prior use of azithromycin greater than 13 days and no prior use of any roflumilast. Use of azithromycin of 13 days or less was permitted. Please refer to Appendix B for a list of generic and brand names of medical products used to define exposures. Stockpiling groups were used to process prescriptions of azithromycin according to their days supply. Please refer to Appendix I.2 for how stockpiling groups were defined.

Cohort Eligibility Criteria: Members were eligible for cohort entry between March 1, 2011 and December 31, 2018. We required members to be continuously enrolled in health plans with medical and drug coverage in the 365 days prior to their index date, during which gaps in coverage of up to 45 days were allowed. We included the age groups of 40-64 and 65+ years. In the 365 days prior to the index date, we required at least one diagnosis of COPD and at least 183 days cumulative days' supply of one of the following medications or combination of medications: 1) an inhaled corticosteroid (ICS), long-acting beta agonist (LABA), and long-acting muscarinic antagonist (LAMA) combination medication; 2) an ICS/LABA combination medication and a LAMA-containing medication; or 3) a LABA/LAMA combination medication and an ICS-containing medication. Two sensitivity analyses were performed in which cohort eligibility varied. In the first sensitivity analysis, we required only one dispensing of any of these three medications or combination of medications. In the second sensitivity analysis, we included only patients who had at least one COPD exacerbation episode in the 365 days prior to index. In all cohorts, we further required no evidence of asthma, alpha-1-antitrypsin deficiency, sarcoidosis, cystic fibrosis, bronchiectasis, interstitial lung disease, pneumoconiosis, miscellaneous other lung diseases, and human immunodeficiency virus (HIV) in the 365 days prior to and including the index date, and no evidence of exacerbation episodes or any inpatient encounter on the index date.

Please see Appendix C for a list of generic and brand names of medical products and Appendix D for a list of International Classification of Diseases, Ninth and Tenth Editions, Clinical Modification (ICD-9-CM and ICD-10-CM) diagnosis codes used to define inclusion and exclusion criteria in this request.

Overview for request: care_mpl1p_wp003

Outcomes of Interest: We defined four outcomes of interest: 1) moderate or severe exacerbation episodes, 2) severe exacerbation episodes, 3) all-cause hospitalizations, and 4) death. Moderate exacerbation episodes were defined as a COPD diagnosis in an outpatient, emergency department, or ambulatory setting, and within seven days, at least one of the following: 3 days' supply of OCS, 3 to 15 days' supply of non-azithromycin antibiotics, or 3 to 13 days' supply of azithromycin. The earlier of the diagnosis or dispensing was used to anchor the moderate exacerbation event date. Severe exacerbation episodes were defined as one of the following diagnoses in an inpatient setting: a primary diagnosis of COPD, any diagnosis of a COPD exacerbation, or a primary acute respiratory failure diagnosis and any COPD diagnosis. Moderate and severe exacerbation events were built into episodes by bridging events that were 14 days or fewer together. A 14-day extension was then added to the last exacerbation event. If any exacerbation episode had a severe exacerbation within it, the episode was labeled as severe. All-cause hospitalizations were defined as any inpatient encounter. Within each of the three cohorts outlined above, four subcohorts were defined with the same eligibility criteria and one of the four outcomes of interest, resulting in 12 cohort-outcome pairs. Additionally, each of these 12 cohort-outcome pairs was followed in both an as-treated and intention-to-treat (ITT) design for a total of 24 subcohorts. Please see Appendix E for a list of ICD-9-CM and ICD-10-CM diagnosis codes and Appendix F for a list of generic and brand names of medical products used to define exacerbation outcomes in this request.

Follow-up Time: In the as-treated cohorts, we created exposure episodes based on the number of days supplied per dispensing in the outpatient pharmacy dispensing data. We bridged together dispensings with gaps less than or equal to 50% of the previous dispensing's days supply and added 14 days to the end of each episode. Follow-up began on the day of the index dispensing and continued until the first occurrence of any of the following: 1) disenrollment; 2) death; 3) the end of the data provided by each Data Partner; 4) the end of the query period; 5) treatment episode cessation; or 6) occurrence of the outcome. In the ITT cohorts, patients were followed for all of their available follow-up time. Follow-up began on the day of the index dispensing and continued until the first occurrence of any of the following: 1) disenrollment; 2) death; 3) the end of the data provided by each Data Partner; 4) the end of the query period; or 5) occurrence of the outcome.

Baseline Characteristics: For both as-treated and ITT cohorts, we considered the following demographic characteristics on the index date (i.e. day of incident dispensing): age, sex, race, ethnicity and calendar year. The following characteristics were assessed in the 365 days prior to the index date: anxiety, atrial fibrillation, cachexia, cancer, cardiovascular disease, chronic bronchitis, chronic kidney disease, cirrhosis, congestive heart failure, depression, diabetes, emphysematous phenotype, gastroesophageal reflux disease (GERD), influenza vaccination, obstructive sleep apnea, oxygen therapy, pneumococcal vaccination, pneumonia, pulmonary embolus, and pulmonary hypertension. We also characterized historic use of antibiotics and OCS, prior history of exacerbation episodes in the 365 days prior to the index date, and post-treatment exacerbation episodes. Post-treatment exacerbation episodes were evaluated from the day after index to the earlier of 365 days or episode end. Health services utilization and Charlson/Elixhauser combined comorbidity score¹ were assessed in the 365 days prior to the index date. Bronchiectasis was assessed from the day after index to the end of available data. Smoking was assessed for all available data prior to including, and after the index date.

Please see Appendix G for a list of generic and brand names of medical products, Appendix H for a list of Healthcare Common Procedure Coding System (HCPCS), Current Procedural Terminology, Second Edition (CPT-2) and Fourth Edition (CPT-4) codes, and Appendix H for a list of ICD-9-CM and ICD-10-CM diagnosis and procedure codes used to define baseline characteristics in this request.

Please see Appendices I and I.1 - I.6 for the specifications of parameters used in this request.

Limitations: Algorithms to define exposures, incidence, inclusion and exclusion criteria are imperfect and may be misclassified. Therefore, data should be interpreted with this limitation in mind. Death data are incomplete at this time, limited mostly to in-hospital deaths, and restricted by a 2-4 year data lag and DP-specific dependencies.

Notes: Please contact the Sentinel Operations Center (info@sentinelssystem.org) for questions and to provide comments/suggestions for future enhancements to this document. For more information on Sentinel's routine querying modules, please refer to the documentation (<https://dev.sentinelssystem.org/projects/sentinel/repos/sentinel-routine-querying-tool-documentation/browse>).

¹ Gagne JJ, Glynn RJ, Avorn J, Levin R, Schneeweiss S. A combined comorbidity score predicted mortality in elderly patients better than existing scores. *J Clin Epidemiol.* 2011;64(7):749-759

Table of Contents

<u>Glossary</u>	List of Terms Found in this Report and Their Definitions
<u>Table 1a</u>	Aggregated Baseline Table for Azithromycin or Roflumilast (Non-Naive Users, 50% Episode Gap, As-Treated), With at Least 183-Day Chronic Obstructive Pulmonary Disease (COPD) Chronic Medication Coverage in Pre-Index (From -365 to -1)
<u>Table 1b</u>	Aggregated Baseline Table for Azithromycin or Roflumilast (Non-Naive Users, 50% Episode Gap, As-Treated), With at Least One Chronic Obstructive Pulmonary Disease (COPD) Chronic Medication Dispensing in Pre-Index (From -365 to -1)
<u>Table 1c</u>	Aggregated Baseline Table for Azithromycin or Roflumilast (Non-Naive Users, 50% Episode Gap, As-Treated), With at Least One Exacerbation Episode in Pre-Index (From -365 to -1)
<u>Table 1d</u>	Aggregated Baseline Table for Azithromycin or Roflumilast (Non-Naive Users, Point Exposure), With at Least 183-Day Chronic Obstructive Pulmonary Disease (COPD) Chronic Medication Coverage in Pre-Index (From -365 to -1)
<u>Table 1e</u>	Aggregated Baseline Table for Azithromycin or Roflumilast (Non-Naive Users, Point Exposure), With at Least One Chronic Obstructive Pulmonary Disease (COPD) Chronic Medication Dispensing in Pre-Index (From -365 to -1)
<u>Table 1f</u>	Aggregated Baseline Table for Azithromycin or Roflumilast (Non-Naive Users, Point Exposure), With at Least One Exacerbation Episode in Pre-Index (From -365 to -1)
<u>Table 2</u>	Summary of Azithromycin or Roflumilast Users in the Sentinel Distributed Database (SDD) between March 1, 2011 and December 31, 2018
<u>Table 3</u>	Summary of Azithromycin or Roflumilast Users in the Sentinel Distributed Database (SDD) between March 1, 2011 and December 31, 2018, by Year
<u>Table 4</u>	Summary of Azithromycin or Roflumilast Users in the Sentinel Distributed Database (SDD) between March 1, 2011 and December 31, 2018, by Sex
<u>Table 5</u>	Summary of Azithromycin or Roflumilast Users in the Sentinel Distributed Database (SDD) between March 1, 2011 and December 31, 2018, by Age Group
<u>Table 6</u>	Summary of Azithromycin or Roflumilast Users in the Sentinel Distributed Database (SDD) between March 1, 2011 and December 31, 2018, by Quarter
<u>Table 7a</u>	Number of Episodes by Length of Follow-Up Time for Azithromycin or Roflumilast Users in the Sentinel Distributed Database (SDD) between March 1, 2011 and December 31, 2018
<u>Table 7b</u>	Distribution of Length of Follow-up Time in Days for Azithromycin or Roflumilast Users in the Sentinel Distributed Database (SDD) between March 1, 2011 and December 31, 2018, by Episode
<u>Table 8</u>	Summary of Reasons for End of Follow-Up of Azithromycin or Roflumilast Users in the Sentinel Distributed Database (SDD) between March 1, 2011 and December 31, 2018
<u>Table 9a</u>	Number of Episodes by Length of Observation Time for Azithromycin or Roflumilast Users in the Sentinel Distributed Database (SDD) between March 1, 2011 and December 31, 2018
<u>Table 9b</u>	Distribution of Length of Observation Time in Days for Azithromycin or Roflumilast Users in the Sentinel Distributed Database (SDD) between March 1, 2011 and December 31, 2018, by Episode
<u>Table 10</u>	Summary of Reasons for Censoring Azithromycin or Roflumilast Users in the Sentinel Distributed Database (SDD) between March 1, 2011 and December 31, 2018
<u>Figure 1a</u>	Cumulative Reasons for End of Follow-up Among Patients with at Least a Total of 183-Day Chronic Obstructive Pulmonary Disease (COPD) Chronic Medication Coverage in Pre-Index (From -365 to -1): Moderate or Severe Exacerbations, As-Treated
<u>Figure 1b</u>	Cumulative Reasons for End of Follow-up Among Patients with at Least One Chronic Obstructive Pulmonary Disease (COPD) Chronic Medication Dispensing in Pre-Index (From -365 to -1): Moderate or Severe Exacerbations, As-Treated

Table of Contents

<u>Figure 1c</u>	Cumulative Reasons for End of Follow-up Among Patients with at Least One Exacerbation Episode in Pre-Index (From -365 to -1): Moderate or Severe Exacerbations, As-Treated
<u>Figure 1d</u>	Cumulative Reasons for End of Follow-up Among Patients with at Least a Total of 183-Day Chronic Obstructive Pulmonary Disease (COPD) Chronic Medication Coverage in Pre-Index (From -365 to -1): Severe Exacerbations, As-Treated
<u>Figure 1e</u>	Cumulative Reasons for End of Follow-up Among Patients with at Least One Chronic Obstructive Pulmonary Disease (COPD) Chronic Medication Dispensing in Pre-Index (From -365 to -1): Severe Exacerbations, As-Treated
<u>Figure 1f</u>	Cumulative Reasons for End of Follow-up Among Patients with at Least One Exacerbation Episode in Pre-Index (From -365 to -1): Severe Exacerbations, As-Treated
<u>Figure 1g</u>	Cumulative Reasons for End of Follow-up Among Patients with at Least a Total of 183-Day Chronic Obstructive Pulmonary Disease (COPD) Chronic Medication Coverage in Pre-Index (From -365 to -1): Hospitalizations, As-Treated
<u>Figure 1h</u>	Cumulative Reasons for End of Follow-up Among Patients with at Least One Chronic Obstructive Pulmonary Disease (COPD) Chronic Medication Dispensing in Pre-Index (From -365 to -1): Hospitalizations, As-Treated
<u>Figure 1i</u>	Cumulative Reasons for End of Follow-up Among Patients with at Least One Exacerbation Episode in Pre-Index (From -365 to -1): Hospitalizations, As-Treated
<u>Figure 1j</u>	Cumulative Reasons for End of Follow-up Among Patients with at Least a Total of 183-Day Chronic Obstructive Pulmonary Disease (COPD) Chronic Medication Coverage in Pre-Index (From -365 to -1): Death, As-Treated
<u>Figure 1k</u>	Cumulative Reasons for End of Follow-up Among Patients with at Least One Chronic Obstructive Pulmonary Disease (COPD) Chronic Medication Dispensing in Pre-Index (From -365 to -1): Death, As-Treated
<u>Figure 1l</u>	Cumulative Reasons for End of Follow-up Among Patients with at Least One Exacerbation Episode in Pre-Index (From -365 to -1): Death, As-Treated
<u>Figure 1m</u>	Cumulative Reasons for End of Follow-up Among Patients with at Least a Total of 183-Day Chronic Obstructive Pulmonary Disease (COPD) Chronic Medication Coverage in Pre-Index (From -365 to -1): Moderate or Severe Exacerbations, Point Exposure
<u>Figure 1n</u>	Cumulative Reasons for End of Follow-up Among Patients with at Least One Chronic Obstructive Pulmonary Disease (COPD) Chronic Medication Dispensing in Pre-Index (From -365 to -1): Moderate or Severe Exacerbations, Point Exposure
<u>Figure 1o</u>	Cumulative Reasons for End of Follow-up Among Patients with at Least One Exacerbation Episode in Pre-Index (From -365 to -1): Moderate or Severe Exacerbations, Point Exposure
<u>Figure 1p</u>	Cumulative Reasons for End of Follow-up Among Patients with at Least a Total of 183-Day Chronic Obstructive Pulmonary Disease (COPD) Chronic Medication Coverage in Pre-Index (From -365 to -1): Severe Exacerbations, Point Exposure
<u>Figure 1q</u>	Cumulative Reasons for End of Follow-up Among Patients with at Least One Chronic Obstructive Pulmonary Disease (COPD) Chronic Medication Dispensing in Pre-Index (From -365 to -1): Severe Exacerbations, Point Exposure
<u>Figure 1r</u>	Cumulative Reasons for End of Follow-up Among Patients with at Least One Exacerbation Episode in Pre-Index (From -365 to -1): Severe Exacerbations, Point Exposure
<u>Figure 1s</u>	Cumulative Reasons for End of Follow-up Among Patients with at Least a Total of 183-Day Chronic Obstructive Pulmonary Disease (COPD) Chronic Medication Coverage in Pre-Index (From -365 to -1): Hospitalizations, Point Exposure
<u>Figure 1t</u>	Cumulative Reasons for End of Follow-up Among Patients with at Least One Chronic Obstructive Pulmonary Disease (COPD) Chronic Medication Dispensing in Pre-Index (From -365 to -1): Hospitalizations, Point Exposure

Table of Contents

<u>Figure 1u</u>	Cumulative Reasons for End of Follow-up Among Patients with at Least One Exacerbation Episode in Pre-Index (From -365 to -1): Hospitalizations, Point Exposure
<u>Figure 1v</u>	Cumulative Reasons for End of Follow-up Among Patients with at Least a Total of 183-Day Chronic Obstructive Pulmonary Disease (COPD) Chronic Medication Coverage in Pre-Index (From -365 to -1): Death, Point Exposure
<u>Figure 1w</u>	Cumulative Reasons for End of Follow-up Among Patients with at Least One Chronic Obstructive Pulmonary Disease (COPD) Chronic Medication Dispensing in Pre-Index (From -365 to -1): Death, Point Exposure
<u>Figure 1x</u>	Cumulative Reasons for End of Follow-up Among Patients with at Least One Exacerbation Episode in Pre-Index (From -365 to -1): Death, Point Exposure
<u>Figure 2a</u>	Kaplan-Meier Estimate of Hospitalizations Not Occurring, As Treated
<u>Figure 2b</u>	Kaplan-Meier Estimate of Hospitalizations Not Occurring, Point Exposure
<u>Figure 2c</u>	Kaplan-Meier Estimate of Moderate or Severe Exacerbation Not Occurring, As Treated
<u>Figure 2d</u>	Kaplan-Meier Estimate of Moderate or Severe Exacerbation Not Occurring, Point Exposure
<u>Figure 2e</u>	Kaplan-Meier Estimate of Severe Exacerbation Not Occurring, As Treated
<u>Figure 2f</u>	Kaplan-Meier Estimate of Severe Exacerbation Not Occurring, Point Exposure
<u>Figure 2g</u>	Kaplan-Meier Estimate of Death Not Occurring, As Treated
<u>Figure 2h</u>	Kaplan-Meier Estimate of Death Not Occurring, Point Exposure
<u>Figure 3a</u>	Distribution of Post-Treatment Moderate or Severe Exacerbation Episodes Among Azithromycin or Roflumilast Users With at Least 183-Day Chronic Obstructive Pulmonary Disease (COPD) Chronic Medication Coverage in Pre-Index Who Experience a Moderate or Severe Exacerbation Episode During Follow-Up
<u>Figure 3b</u>	Distribution of Post-Treatment Moderate or Severe Exacerbation Episodes Among Azithromycin or Roflumilast Users With at Least One Chronic Obstructive Pulmonary Disease (COPD) Chronic Medication Dispensing in Pre-Index Who Experience a Moderate or Severe Exacerbation Episode During Follow-Up
<u>Figure 3c</u>	Distribution of Post-Treatment Moderate or Severe Exacerbation Episodes Among Azithromycin or Roflumilast Users With at Least One Chronic Obstructive Pulmonary Disease (COPD) Exacerbation Episode in Pre-Index Who Experience a Moderate or Severe Exacerbation Episode During Follow-Up
<u>Figure 3d</u>	Distribution of Post-Treatment Severe Exacerbation Episodes Among Azithromycin or Roflumilast Users With at Least 183-Day Chronic Obstructive Pulmonary Disease (COPD) Chronic Medication Coverage in Pre-Index Who Experience a Severe Exacerbation Episode During Follow-Up
<u>Figure 3e</u>	Distribution of Post-Treatment Severe Exacerbation Episodes Among Azithromycin or Roflumilast Users With at Least One Chronic Obstructive Pulmonary Disease (COPD) Chronic Medication Dispensing in Pre-Index Who Experience a Severe Exacerbation Episode During Follow-Up
<u>Figure 3f</u>	Distribution of Post-Treatment Severe Exacerbation Episodes Among Azithromycin or Roflumilast Users With at Least One Chronic Obstructive Pulmonary Disease (COPD) Exacerbation Episode in Pre-Index Who Experience a Severe Exacerbation Episode During Follow-Up
<u>Appendix A</u>	Start and End Dates for Each Data Partner up to Request End Date (December 31, 2018)
<u>Appendix B</u>	List of Generic and Brand Names of Medical Products Used to Define Exposures in this Request
<u>Appendix C</u>	List of Generic and Brand Names of Medical Products Used to Define Inclusion and Exclusion Criteria in this Request
<u>Appendix D</u>	List of International Classification of Diseases, Ninth and Tenth Revisions, Clinical Modification (ICD-9-CM and ICD-10-CM) Diagnosis Codes Used to Define Inclusion and Exclusion Criteria in this Request
<u>Appendix E</u>	List of International Classification of Diseases, Ninth and Tenth Revisions, Clinical Modification (ICD-9-CM and ICD-10-CM) Diagnosis and Procedure Codes to Define Outcomes in this Request
<u>Appendix F</u>	List of Generic and Brand Names of Medical Products Used to Define Outcomes in this Request
<u>Appendix G</u>	List of Generic and Brand Names of Medical Products Used to Define Baseline Characteristics in this Request

Table of Contents

<u>Appendix H</u>	List of Healthcare Common Procedure Coding System (HCPCS), Current Procedural Terminology, Second Edition (CPT-2), Current Procedural Terminology, Fourth Edition (CPT-4), and International Classification of Diseases, Ninth and Tenth Revisions, Clinical Modification (ICD-9-CM and ICD-10-CM) Diagnosis and Procedure Codes Used to Define Baseline Characteristics in this Request
<u>Appendix I</u>	Specifications Defining Parameters for this Request
<u>Appendix I.1</u>	Specifications Defining Parameters for Baseline Characteristics in this Request
<u>Appendix I.2</u>	Specifications Defining Parameters for Stockpiling in this Request
<u>Appendix I.3</u>	Specifications Defining Parameters for Comorbidity Score in this Request
<u>Appendix I.4</u>	Specifications Defining Parameters for Health Services Utilization in this Request
<u>Appendix I.5</u>	Specifications Defining Parameters for Exacerbation Episode Definition in this Request
<u>Appendix I.6</u>	Query Design Diagrams

**Glossary of Terms for Analyses Using
Cohort Identification and Descriptive Analysis (CIDA) Module***

Amount Supplied - number of units (pills, tablets, vials) dispensed. Net amount per NDC per dispensing.

Blackout Period - number of days at the beginning of a treatment episode that events are to be ignored. If an event occurs during the blackout period, the episode is excluded.

Care Setting - type of medical encounter or facility where the exposure, event, or condition code was recorded. Possible care settings include: Inpatient Hospital Stay (IP), Non-Acute Institutional Stay (IS), Emergency Department (ED), Ambulatory Visit (AV), and Other Ambulatory Visit (OA). For laboratory results, possible care settings include: Emergency Department (E), Home (H), Inpatient (I), Outpatient (O), or Unknown or Missing (U). The Care Setting, along with the Principal Diagnosis Indicator (PDX), forms the Care Setting/PDX parameter.

Ambulatory Visit (AV) - includes visits at outpatient clinics, same-day surgeries, urgent care visits, and other same-day ambulatory hospital encounters, but excludes emergency department encounters.

Emergency Department (ED) - includes ED encounters that become inpatient stays (in which case inpatient stays would be a separate encounter). Excludes urgent care visits.

Inpatient Hospital Stay (IP) - includes all inpatient stays, same-day hospital discharges, hospital transfers, and acute hospital care where the discharge is after the admission date.

Non-Acute Institutional Stay (IS) - includes hospice, skilled nursing facility (SNF), rehab center, nursing home, residential, overnight non-hospital dialysis and other non-hospital stays.

Other Ambulatory Visit (OA) - includes other non overnight AV encounters such as hospice visits, home health visits, skilled nursing facility visits, other non-hospital visits, as well as telemedicine, telephone and email consultations.

Charlson/Elixhauser Combined Comorbidity Score - calculated based on comorbidities observed during a requester-defined window around the exposure episode start date (e.g., in the 183 days prior to index).

Code Days - the minimum number of times the diagnosis must be found during the evaluation period in order to fulfill the algorithm to identify the corresponding patient characteristic.

Cohort Definition (drug/exposure) - indicates how the cohort will be defined: 01: Cohort includes only the first valid treatment episode during the query period; 02: Cohort includes all valid treatment episodes during the query period; 03: Cohort includes all valid treatment episodes during the query period until an event occurs.

Computed Start Marketing Date - represents the first observed dispensing date among all valid users within a GROUP (scenario) within each Data Partner site.

Days Supplied - number of days supplied for all dispensings in qualifying treatment episodes.

Eligible Members - number of members eligible for an incident treatment episode (defined by the drug/exposure and event washout periods) with drug and medical coverage during the query period.

Enrollment Gap - number of days allowed between two consecutive enrollment periods without breaking a "continuously enrolled" sequence.

Episodes - treatment episodes; length of episode is determined by days supplied in one dispensing or consecutive dispensings bridged by the episode gap.

Episode Gap - number of days allowed between two (or more) consecutive exposures (dispensings/procedures) to be considered the same treatment episode.

Event Deduplication - specifies how events are counted by the Modular Program (MP) algorithm: 0: Counts all occurrences of a health outcome of interest (HOI) during an exposure episode; 1: de-duplicates occurrences of the same HOI code and code type on the same day; 2: de-duplicates occurrences of the same HOI group on the same day (e.g., de-duplicates at the group level).

Exposure Episode Length - number of days after exposure initiation that is considered "exposed time."

Exposure Extension Period - number of days post treatment period in which the outcomes/events are counted for a treatment episode. Extensions are added after any episode gaps have been bridged.

Lookback Period - number of days wherein a member is required to have evidence of pre-existing condition (diagnosis/procedure/drug dispensing).

Maximum Episode Duration - truncates exposure episodes after a requester-specified number of exposed days. Applied after any gaps are bridged and extension days added to the length of the exposure episode.

Member-Years - sum of all days of enrollment with medical and drug coverage in the query period preceded by an exposure washout period all divided by 365.25.

Minimum Days Supplied - specifies a minimum number of days in length of the days supplied for the episode to be considered.

Minimum Episode Duration - specifies a minimum number of days in length of the episode for it to be considered. Applied after any gaps are bridged and extension days added to the length of the exposure episode.

Monitoring Period - used to define time periods of interest for both sequential analysis and simple cohort characterization requests.

Principal Diagnosis (PDX) - diagnosis or condition established to be chiefly responsible for admission of the patient to the hospital. 'P' = principal diagnosis, 'S' = secondary diagnosis, 'X' = unspecified diagnosis, '.' = blank. Along with the Care Setting values, forms the Caresetting/PDX parameter.

Query Period - period in which the modular program looks for exposures and outcomes of interest.

Stockpiling - User controlled method of adjusting dispensing dates to ensure non-overlapping days supply

Switch Evaluation Step Value - value used to differentiate evaluation step. Each switch pattern can support up to 2 evaluation steps (0 = switch pattern evaluation start; 1 = first evaluation; 2 = second evaluation).

Switch Gap Inclusion Indicator - indicator for whether gaps in treatment episodes that are included in a switch episode will be counted as part of the switch episode duration.

Switch Pattern Cohort Inclusion Date - indicates which date to use for inclusion into the switch pattern cohort of interest as well as optionally as the index date of the treatment episode initiating the switch pattern. Valid options are the product approval date, product marketing date, other requester defined date, or computed start marketing date.

Switch Pattern Cohort Inclusion Strategy - indicates how the switch pattern cohort inclusion date will be used: 01: used only as a switch cohort entry date. First treatment episode dispensing date is used as index for computing time to first switch; 02: used as switch cohort entry date and as initial switch step index date for computing time to first switch.

Treatment Episode Truncation Indicator - indicates whether the exposure episode will be truncated at the occurrence of a requester-specified code.

Washout Period (drug/exposure) - number of days a user is required to have no evidence of prior exposure (drug dispensing/procedure) and continuous drug and medical coverage prior to an incident treatment episode.

Washout Period (event/outcome) - number of days a user is required to have no evidence of a prior event (procedure/diagnosis) and continuous drug and medical coverage prior to an incident treatment episode.

Years at Risk - number of days supplied plus any episode gaps and exposure extension periods all divided by 365.25.

*all terms may not be used in this report

Table 1a. Aggregated Baseline Table for Azithromycin or Roflumilast (Non-Naive Users, 50% Episode Gap, As-Treated), With at Least 183-Day Chronic Obstructive Pulmonary Disease (COPD) Chronic Medication Coverage in Pre-Index (From -365 to -1)

Characteristic	Number	
Number of unique patients	7,853	
Demographics		Standard Deviation
Mean Age (Years)	70.1	8.7
Age (Years)		Percent
40-64	2,021	25.7%
65+	5,832	74.3%
Sex		
Female	4,365	55.6%
Male	3,488	44.4%
Race		
Unknown	674	8.6%
American Indian or Alaska Native + Native Hawaiian or Other Pacific Islander	44	0.6%
Asian	129	1.6%
Black or African American	336	4.3%
White	6,670	84.9%
Ethnicity		
Hispanic Origin	78	1.0%
Year		
2011	465	5.9%
2012	1,297	16.5%
2013	1,023	13.0%
2014	1,077	13.7%
2015	965	12.3%
2016	1,017	13.0%
2017	961	12.2%
2018	1,048	13.3%
Recorded History of:		Standard Deviation
Charlson/Elixhauser Combined Comorbidity Score ¹	2.6	2.3
		Percent
Anxiety (-365,-1)	2,104	26.8%
Atrial fibrillation (-365,-1)	904	11.5%
Bronchiectasis (day1-ever)	689	8.8%
Cachexia (-365,-1)	101	1.3%
Cancer (-365,-1)	2,318	29.5%
Cardiovascular Disease (-365,-1)	1,904	24.2%
Chronic bronchitis (-365,-1)	3,155	40.2%
Chronic kidney disease (-365,-1)	1,308	16.7%
Cirrhosis (-365,-1)	48	0.6%
Congestive heart failure (-365,-1)	1,571	20.0%
Depression (-365,-1)	1,806	23.0%
Diabetes (-365,-1)	2,244	28.6%
Emphysematous phenotype (-365,-1)	2,777	35.4%

Table 1a. Aggregated Baseline Table for Azithromycin or Roflumilast (Non-Naive Users, 50% Episode Gap, As-Treated), With at Least 183-Day Chronic Obstructive Pulmonary Disease (COPD) Chronic Medication Coverage in Pre-Index (From -365 to -1)

Recorded History of:	Number	Percent
GERD (-365,-1)	2,479	31.6%
Influenza Vaccination (-365,-1)	5,015	63.9%
Obstructive Sleep Apnea (-365,-1)	1,254	16.0%
Oxygen therapy (-365,-1)	2,927	37.3%
Pneumococcal Vaccination (-365,-1)	1,810	23.0%
Pneumonia (-365,-1)	1,415	18.0%
Pulmonary Embolus (-365,-1)	125	1.6%
Pulmonary Hypertension (-365,-1)	700	8.9%
Smoking (entire pt history)	7,392	94.1%
Antibiotic (Abx) dispensing at least 1 (-365,-1)	6,514	82.9%
Abx dispensing at least 2 (-365,-1)	5,127	65.3%
Abx dispensing at least 3 (-365,-1)	3,856	49.1%
Oral corticosteroid (OCS) dispensing at least 1 (-365,-1)	5,869	74.7%
OCS dispensing at least 2 (-365,-1)	4,470	56.9%
OCS dispensing at least 3 (-365,-1)	3,365	42.8%
Prior history of exactly 1 moderate or severe exacerbation episode (-365,-1)	2,072	26.4%
Prior history of exactly 2 moderate or severe exacerbation episodes (-365,-1)	1,573	20.00%
Prior history of exactly 3 moderate or severe exacerbation episodes (-365,-1)	967	12.30%
Prior history of exactly 4 moderate or severe exacerbation episodes (-365,-1)	604	7.70%
Prior history of at least 5 moderate or severe exacerbation episodes (-365,-1)	607	7.70%
Prior history of zero moderate or severe exacerbation episodes (-365,-1)	2,030	25.80%
Prior history of exactly 1 severe exacerbation episode (-365,-1)	1,285	16.40%
Prior history of exactly 2 severe exacerbation episodes (-365,-1)	252	3.20%
Prior history of exactly 3 severe exacerbation episodes (-365,-1)	80	1.00%
Prior history of at least 4 severe exacerbation episodes (-365,-1)	27	0.3%
Post-treatment, exactly 1 moderate or severe exacerbation episode (1 to the earlier of episode end or 365)	1,946	24.80%
Post-treatment, exactly 2 moderate or severe exacerbation episodes (1 to the earlier of episode end or 365)	715	9.10%
Post-treatment, exactly 3 moderate or severe exacerbation episodes (1 to the earlier of episode end or 365)	356	4.50%
Post-treatment, exactly 4 moderate or severe exacerbation episodes (1 to the earlier of episode end or 365)	181	2.30%
Post-treatment, at least 5 moderate or severe exacerbation episodes (1 to the earlier of episode end or 365)	167	2.10%
Post-treatment, exactly 1 severe exacerbation episode (1 to the earlier of episode end or 365)	981	12.50%
Post-treatment, exactly 2 severe exacerbation episodes (1 to the earlier of episode end or 365)	184	2.30%
Post-treatment, exactly 3 severe exacerbation episodes (1 to the earlier of episode end or 365)	37	0.50%
Post-treatment, at least 4 severe exacerbation episodes (1 to the earlier of episode end or 365)	20	0.3%

Table 1a. Aggregated Baseline Table for Azithromycin or Roflumilast (Non-Naive Users, 50% Episode Gap, As-Treated), With at Least 183-Day Chronic Obstructive Pulmonary Disease (COPD) Chronic Medication Coverage in Pre-Index (From -365 to -1)

Recorded History of:	Number	Percent
At least 1 exacerbation episode [0,0]	0	0.00%
At least 1 exacerbation episode [-14,-1]	999	12.70%
Health Services Utilization Intensity:	Mean	Standard Deviation
Mean number of ambulatory encounters	21.3	18.4
Mean number of emergency room encounters	0.5	1
Mean number of inpatient hospital encounters	0.4	0.8
Mean number of non-acute institutional encounters	0.1	0.6
Mean number of other ambulatory encounters	7.6	12.5
Mean number of unique drug classes	14.2	5.7
Mean number of generics	15.6	6.7

¹The Charlson/Elixhauser Combined Comorbidity Score is calculated based on comorbidities observed during a requester-defined window around the exposure episode start date (index date).

Table 1b. Aggregated Baseline Table for Azithromycin or Roflumilast (Non-Naive Users, 50% Episode Gap, As-Treated), With at Least One Chronic Obstructive Pulmonary Disease (COPD) Chronic Medication Dispensing in Pre-Index (From -365 to -1)

Characteristic	Number	
Number of unique patients	18,061	
Demographics	Mean	Standard Deviation
Mean Age (Years)	70.1	8.9
	Number	Percent
Age (Years)		
40-64	4,594	25.4%
65+	13,467	74.6%
Sex		
Female	9,924	54.9%
Male	8,137	45.1%
Race		
Unknown	1,578	8.7%
American Indian or Alaska Native + Native Hawaiian or Other Pacific Islander	100	0.6%
Asian	279	1.5%
Black or African American	840	4.7%
White	15,264	84.5%
Ethnicity		
Hispanic Origin	200	1.1%
Year		
2011	1,093	6.1%
2012	3,025	16.7%
2013	2,444	13.5%
2014	2,497	13.8%
2015	2,157	11.9%
2016	2,283	12.6%
2017	2,196	12.2%
2018	2,366	13.1%
Recorded History of:	Mean	Standard Deviation
Charlson/Elixhauser Combined Comorbidity Score ¹	2.8	2.4
	Number	Percent
Anxiety (-365,-1)	5,076	28.1%
Atrial fibrillation (-365,-1)	2,173	12.0%
Bronchiectasis (day1-ever)	1,468	8.1%
Cachexia (-365,-1)	265	1.5%
Cancer (-365,-1)	5,444	30.1%
Cardiovascular Disease (-365,-1)	4,701	26.0%
Chronic bronchitis (-365,-1)	7,632	42.3%
Chronic kidney disease (-365,-1)	3,245	18.0%
Cirrhosis (-365,-1)	138	0.8%
Congestive heart failure (-365,-1)	3,812	21.1%
Depression (-365,-1)	4,297	23.8%
Diabetes (-365,-1)	5,401	29.9%
Emphysematous phenotype (-365,-1)	6,186	34.3%

Table 1b. Aggregated Baseline Table for Azithromycin or Roflumilast (Non-Naive Users, 50% Episode Gap, As-Treated), With at Least One Chronic Obstructive Pulmonary Disease (COPD) Chronic Medication Dispensing in Pre-Index (From -365 to -1)

Recorded History of:	Number	Percent
GERD (-365,-1)	5,838	32.3%
Influenza Vaccination (-365,-1)	11,193	62.0%
Obstructive Sleep Apnea (-365,-1)	3,044	16.9%
Oxygen therapy (-365,-1)	6,916	38.3%
Pneumococcal Vaccination (-365,-1)	4,261	23.6%
Pneumonia (-365,-1)	3,391	18.8%
Pulmonary Embolus (-365,-1)	315	1.7%
Pulmonary Hypertension (-365,-1)	1,683	9.3%
Smoking (entire pt history)	16,934	93.8%
Antibiotic (Abx) dispensing at least 1 (-365,-1)	15,016	83.1%
Abx dispensing at least 2 (-365,-1)	11,764	65.1%
Abx dispensing at least 3 (-365,-1)	8,878	49.2%
Oral corticosteroid (OCS) dispensing at least 1 (-365,-1)	13,492	74.7%
OCS dispensing at least 2 (-365,-1)	10,230	56.6%
OCS dispensing at least 3 (-365,-1)	7,711	42.7%
Prior history of exactly 1 moderate or severe exacerbation episode (-365,-1)	4,837	26.8%
Prior history of exactly 2 moderate or severe exacerbation episodes (-365,-1)	3,570	19.80%
Prior history of exactly 3 moderate or severe exacerbation episodes (-365,-1)	2,202	12.20%
Prior history of exactly 4 moderate or severe exacerbation episodes (-365,-1)	1,386	7.70%
Prior history of at least 5 moderate or severe exacerbation episodes (-365,-1)	1,424	7.90%
Prior history of zero moderate or severe exacerbation episodes (-365,-1)	4,642	25.70%
Prior history of exactly 1 severe exacerbation episode (-365,-1)	3,044	16.90%
Prior history of exactly 2 severe exacerbation episodes (-365,-1)	708	3.90%
Prior history of exactly 3 severe exacerbation episodes (-365,-1)	219	1.20%
Prior history of at least 4 severe exacerbation episodes (-365,-1)	83	0.5%
Post-treatment, exactly 1 moderate or severe exacerbation episode (1 to the earlier of episode end or 365)	4,332	24.00%
Post-treatment, exactly 2 moderate or severe exacerbation episodes (1 to the earlier of episode end or 365)	1,517	8.40%
Post-treatment, exactly 3 moderate or severe exacerbation episodes (1 to the earlier of episode end or 365)	707	3.90%
Post-treatment, exactly 4 moderate or severe exacerbation episodes (1 to the earlier of episode end or 365)	352	1.90%
Post-treatment, at least 5 moderate or severe exacerbation episodes (1 to the earlier of episode end or 365)	310	1.70%
Post-treatment, exactly 1 severe exacerbation episode (1 to the earlier of episode end or 365)	2,094	11.60%
Post-treatment, exactly 2 severe exacerbation episodes (1 to the earlier of episode end or 365)	381	2.10%
Post-treatment, exactly 3 severe exacerbation episodes (1 to the earlier of episode end or 365)	77	0.40%
Post-treatment, at least 4 severe exacerbation episodes (1 to the earlier of episode end or 365)	39	0.2%

Table 1b. Aggregated Baseline Table for Azithromycin or Roflumilast (Non-Naive Users, 50% Episode Gap, As-Treated), With at Least One Chronic Obstructive Pulmonary Disease (COPD) Chronic Medication Dispensing in Pre-Index (From -365 to -1)

Recorded History of:	Number	Percent
At least 1 exacerbation episode [0,0]	0	0.00%
At least 1 exacerbation episode [-14,-1]	2,384	13.20%
Health Services Utilization Intensity:	Mean	Standard Deviation
Mean number of ambulatory encounters	22	18.1
Mean number of emergency room encounters	0.6	1.3
Mean number of inpatient hospital encounters	0.4	0.9
Mean number of non-acute institutional encounters	0.1	0.6
Mean number of other ambulatory encounters	7.7	12.5
Mean number of unique drug classes	14.2	5.7
Mean number of generics	15.8	6.8

¹The Charlson/Elixhauser Combined Comorbidity Score is calculated based on comorbidities observed during a requester-defined window around the exposure episode start date (index date).

Table 1c. Aggregated Baseline Table for Azithromycin or Roflumilast (Non-Naive Users, 50% Episode Gap, As-Treated), With at Least One Exacerbation Episode in Pre-Index (From -365 to -1)

Characteristic	Number	
Number of unique patients	5,835	
Demographics	Mean	Standard Deviation
Mean Age (Years)	70	8.7
	Number	Percent
Age (Years)		
40-64	1,507	25.8%
65+	4,328	74.2%
Sex		
Female	3,362	57.6%
Male	2,473	42.4%
Race		
Unknown	487	8.3%
American Indian or Alaska Native + Native Hawaiian or Other Pacific Islander	30	0.5%
Asian	79	1.4%
Black or African American	251	4.3%
White	4,988	85.5%
Ethnicity		
Hispanic Origin	53	0.9%
Year		
2011	340	5.8%
2012	955	16.4%
2013	736	12.6%
2014	781	13.4%
2015	713	12.2%
2016	772	13.2%
2017	739	12.7%
2018	799	13.7%
Recorded History of:	Mean	Standard Deviation
Charlson/Elixhauser Combined Comorbidity Score ¹	2.8	2.3
	Number	Percent
Anxiety (-365,-1)	1,784	30.6%
Atrial fibrillation (-365,-1)	704	12.1%
Bronchiectasis (day1-ever)	538	9.2%
Cachexia (-365,-1)	91	1.6%
Cancer (-365,-1)	1,793	30.7%
Cardiovascular Disease (-365,-1)	1,551	26.6%
Chronic bronchitis (-365,-1)	2,681	45.9%
Chronic kidney disease (-365,-1)	1,046	17.9%
Cirrhosis (-365,-1)	36	0.6%
Congestive heart failure (-365,-1)	1,296	22.2%
Depression (-365,-1)	1,477	25.3%
Diabetes (-365,-1)	1,704	29.2%
Emphysematous phenotype (-365,-1)	2,302	39.5%

Table 1c. Aggregated Baseline Table for Azithromycin or Roflumilast (Non-Naive Users, 50% Episode Gap, As-Treated), With at Least One Exacerbation Episode in Pre-Index (From -365 to -1)

Recorded History of:	Number	Percent
GERD (-365,-1)	2,024	34.7%
Influenza Vaccination (-365,-1)	3,767	64.6%
Obstructive Sleep Apnea (-365,-1)	1,012	17.3%
Oxygen therapy (-365,-1)	2,597	44.5%
Pneumococcal Vaccination (-365,-1)	1,380	23.7%
Pneumonia (-365,-1)	1,319	22.6%
Pulmonary Embolus (-365,-1)	103	1.8%
Pulmonary Hypertension (-365,-1)	581	10.0%
Smoking (entire pt history)	5,563	95.3%
Antibiotic (Abx) dispensing at least 1 (-365,-1)	5,443	93.3%
Abx dispensing at least 2 (-365,-1)	4,525	77.5%
Abx dispensing at least 3 (-365,-1)	3,494	59.9%
Oral corticosteroid (OCS) dispensing at least 1 (-365,-1)	5,109	87.6%
OCS dispensing at least 2 (-365,-1)	4,054	69.5%
OCS dispensing at least 3 (-365,-1)	3,123	53.5%
Prior history of exactly 1 moderate or severe exacerbation episode (-365,-1)	2,072	35.5%
Prior history of exactly 2 moderate or severe exacerbation episodes (-365,-1)	1,573	27.00%
Prior history of exactly 3 moderate or severe exacerbation episodes (-365,-1)	967	16.60%
Prior history of exactly 4 moderate or severe exacerbation episodes (-365,-1)	604	10.40%
Prior history of at least 5 moderate or severe exacerbation episodes (-365,-1)	607	10.40%
Prior history of zero moderate or severe exacerbation episodes (-365,-1)	0	0.00%
Prior history of exactly 1 severe exacerbation episode (-365,-1)	1,285	22.00%
Prior history of exactly 2 severe exacerbation episodes (-365,-1)	252	4.30%
Prior history of exactly 3 severe exacerbation episodes (-365,-1)	80	1.40%
Prior history of at least 4 severe exacerbation episodes (-365,-1)	27	0.5%
Post-treatment, exactly 1 moderate or severe exacerbation episode (1 to the earlier of episode end or 365)	1,561	26.80%
Post-treatment, exactly 2 moderate or severe exacerbation episodes (1 to the earlier of episode end or 365)	590	10.10%
Post-treatment, exactly 3 moderate or severe exacerbation episodes (1 to the earlier of episode end or 365)	308	5.30%
Post-treatment, exactly 4 moderate or severe exacerbation episodes (1 to the earlier of episode end or 365)	166	2.80%
Post-treatment, at least 5 moderate or severe exacerbation episodes (1 to the earlier of episode end or 365)	162	2.80%
Post-treatment, exactly 1 severe exacerbation episode (1 to the earlier of episode end or 365)	802	13.70%
Post-treatment, exactly 2 severe exacerbation episodes (1 to the earlier of episode end or 365)	167	2.90%
Post-treatment, exactly 3 severe exacerbation episodes (1 to the earlier of episode end or 365)	35	0.60%
Post-treatment, at least 4 severe exacerbation episodes (1 to the earlier of episode end or 365)	20	0.3%

Table 1c. Aggregated Baseline Table for Azithromycin or Roflumilast (Non-Naive Users, 50% Episode Gap, As-Treated), With at Least One Exacerbation Episode in Pre-Index (From -365 to -1)

Recorded History of:	Number	Percent
At least 1 exacerbation episode [0,0]	0	0.00%
At least 1 exacerbation episode [-14,-1]	999	17.10%
Health Services Utilization Intensity:	Mean	Standard Deviation
Mean number of ambulatory encounters	23	18.4
Mean number of emergency room encounters	0.6	1.1
Mean number of inpatient hospital encounters	0.5	0.9
Mean number of non-acute institutional encounters	0.1	0.7
Mean number of other ambulatory encounters	8.6	12.9
Mean number of unique drug classes	15	5.5
Mean number of generics	16.6	6.6

¹The Charlson/Elixhauser Combined Comorbidity Score is calculated based on comorbidities observed during a requester-defined window around the exposure episode start date (index date).

Table 1d. Aggregated Baseline Table for Azithromycin or Roflumilast (Non-Naive Users, Point Exposure), With at Least 183-Day Chronic Obstructive Pulmonary Disease (COPD) Chronic Medication Coverage in Pre-Index (From -365 to -1)

Characteristic	Number	
Number of unique patients	7,853	
Demographics	Mean	Standard Deviation
Mean Age (Years)	70.1	8.7
	Number	Percent
Age (Years)		
40-64	2,021	25.7%
65+	5,832	74.3%
Sex		
Female	4,365	55.6%
Male	3,488	44.4%
Race		
Unknown	674	8.6%
American Indian or Alaska Native + Native Hawaiian or Other Pacific Islander	44	0.6%
Asian	129	1.6%
Black or African American	336	4.3%
White	6,670	84.9%
Ethnicity		
Hispanic Origin	78	1.0%
Year		
2011	465	5.9%
2012	1,297	16.5%
2013	1,023	13.0%
2014	1,077	13.7%
2015	965	12.3%
2016	1,017	13.0%
2017	961	12.2%
2018	1,048	13.3%
Recorded History of:	Mean	Standard Deviation
Charlson/Elixhauser Combined Comorbidity Score ¹	2.6	2.3
	Number	Percent
Anxiety (-365,-1)	2,104	26.8%
Atrial fibrillation (-365,-1)	904	11.5%
Bronchiectasis (day1-ever)	689	8.8%
Cachexia (-365,-1)	101	1.3%
Cancer (-365,-1)	2,318	29.5%
Cardiovascular Disease (-365,-1)	1,904	24.2%
Chronic bronchitis (-365,-1)	3,155	40.2%
Chronic kidney disease (-365,-1)	1,308	16.7%
Cirrhosis (-365,-1)	48	0.6%
Congestive heart failure (-365,-1)	1,571	20.0%
Depression (-365,-1)	1,806	23.0%
Diabetes (-365,-1)	2,244	28.6%
Emphysematous phenotype (-365,-1)	2,777	35.4%

Table 1d. Aggregated Baseline Table for Azithromycin or Roflumilast (Non-Naive Users, Point Exposure), With at Least 183-Day Chronic Obstructive Pulmonary Disease (COPD) Chronic Medication Coverage in Pre-Index (From -365 to -1)

Recorded History of:	Number	Percent
GERD (-365,-1)	2,479	31.6%
Influenza Vaccination (-365,-1)	5,015	63.9%
Obstructive Sleep Apnea (-365,-1)	1,254	16.0%
Oxygen therapy (-365,-1)	2,927	37.3%
Pneumococcal Vaccination (-365,-1)	1,810	23.0%
Pneumonia (-365,-1)	1,415	18.0%
Pulmonary Embolus (-365,-1)	125	1.6%
Pulmonary Hypertension (-365,-1)	700	8.9%
Smoking (entire pt history)	7,392	94.1%
Antibiotic (Abx) dispensing at least 1 (-365,-1)	6,514	82.9%
Abx dispensing at least 2 (-365,-1)	5,127	65.3%
Abx dispensing at least 3 (-365,-1)	3,856	49.1%
Oral corticosteroid (OCS) dispensing at least 1 (-365,-1)	5,869	74.7%
OCS dispensing at least 2 (-365,-1)	4,470	56.9%
OCS dispensing at least 3 (-365,-1)	3,365	42.8%
Prior history of exactly 1 moderate or severe exacerbation episode (-365,-1)	2,070	26.4%
Prior history of exactly 2 moderate or severe exacerbation episodes (-365,-1)	1,573	20.0%
Prior history of exactly 3 moderate or severe exacerbation episodes (-365,-1)	967	12.3%
Prior history of exactly 4 moderate or severe exacerbation episodes (-365,-1)	604	7.7%
Prior history of at least 5 moderate or severe exacerbation episodes (-365,-1)	607	7.7%
Prior history of zero moderate or severe exacerbation episodes (-365,-1)	2,032	25.9%
Prior history of exactly 1 severe exacerbation episode (-365,-1)	1,285	16.4%
Prior history of exactly 2 severe exacerbation episodes (-365,-1)	252	3.2%
Prior history of exactly 3 severe exacerbation episodes (-365,-1)	80	1.0%
Prior history of at least 4 severe exacerbation episodes (-365,-1)	27	0.3%
Post-treatment, exactly 1 moderate or severe exacerbation episode (1 to the earlier of episode end or 365)	2,031	25.9%
Post-treatment, exactly 2 moderate or severe exacerbation episodes (1 to the earlier of episode end or 365)	1,311	16.7%
Post-treatment, exactly 3 moderate or severe exacerbation episodes (1 to the earlier of episode end or 365)	884	11.3%
Post-treatment, exactly 4 moderate or severe exacerbation episodes (1 to the earlier of episode end or 365)	507	6.5%
Post-treatment, at least 5 moderate or severe exacerbation episodes (1 to the earlier of episode end or 365)	614	7.8%
Post-treatment, exactly 1 severe exacerbation episode (1 to the earlier of episode end or 365)	1,474	18.8%
Post-treatment, exactly 2 severe exacerbation episodes (1 to the earlier of episode end or 365)	496	6.3%
Post-treatment, exactly 3 severe exacerbation episodes (1 to the earlier of episode end or 365)	150	1.9%
Post-treatment, at least 4 severe exacerbation episodes (1 to the earlier of episode end or 365)	89	1.1%

Table 1d. Aggregated Baseline Table for Azithromycin or Roflumilast (Non-Naive Users, Point Exposure), With at Least 183-Day Chronic Obstructive Pulmonary Disease (COPD) Chronic Medication Coverage in Pre-Index (From -365 to -1)

Recorded History of:	Number	Percent
At least 1 exacerbation episode [0,0]	0	0.0%
At least 1 exacerbation episode [-14,-1]	999	12.7%
Health Services Utilization Intensity:	Mean	Standard Deviation
Mean number of ambulatory encounters	21.3	18.4
Mean number of emergency room encounters	0.5	1
Mean number of inpatient hospital encounters	0.4	0.8
Mean number of non-acute institutional encounters	0.1	0.6
Mean number of other ambulatory encounters	7.6	12.5
Mean number of unique drug classes	14.2	5.7
Mean number of generics	15.6	6.7

¹The Charlson/Elixhauser Combined Comorbidity Score is calculated based on comorbidities observed during a requester-defined window around the exposure episode start date (index date).

Table 1e. Aggregated Baseline Table for Azithromycin or Roflumilast (Non-Naive Users, Point Exposure), With at Least One Chronic Obstructive Pulmonary Disease (COPD) Chronic Medication Dispensing in Pre-Index (From -365 to -1)

Characteristic	Number	
Number of unique patients	18,061	
Demographics	Mean	Standard Deviation
Mean Age (Years)	70.1	8.9
	Number	Percent
Age (Years)		
40-64	4,594	25.4%
65+	13,467	74.6%
Sex		
Female	9,924	54.9%
Male	8,137	45.1%
Race		
Unknown	1,578	8.7%
American Indian or Alaska Native + Native Hawaiian or Other Pacific Islander	100	0.6%
Asian	279	1.5%
Black or African American	840	4.7%
White	15,264	84.5%
Ethnicity		
Hispanic Origin	200	1.1%
Year		
2011	1,093	6.1%
2012	3,025	16.7%
2013	2,444	13.5%
2014	2,497	13.8%
2015	2,157	11.9%
2016	2,283	12.6%
2017	2,196	12.2%
2018	2,366	13.1%
Recorded History of:	Mean	Standard Deviation
Charlson/Elixhauser Combined Comorbidity Score ¹	2.8	2.4
	Number	Percent
Anxiety (-365,-1)	5,076	28.1%
Atrial fibrillation (-365,-1)	2,173	12.0%
Bronchiectasis (day1-ever)	1,468	8.1%
Cachexia (-365,-1)	265	1.5%
Cancer (-365,-1)	5,444	30.1%
Cardiovascular Disease (-365,-1)	4,701	26.0%
Chronic bronchitis (-365,-1)	7,632	42.3%
Chronic kidney disease (-365,-1)	3,245	18.0%
Cirrhosis (-365,-1)	138	0.8%
Congestive heart failure (-365,-1)	3,812	21.1%
Depression (-365,-1)	4,297	23.8%
Diabetes (-365,-1)	5,401	29.9%
Emphysematous phenotype (-365,-1)	6,186	34.3%

Table 1e. Aggregated Baseline Table for Azithromycin or Roflumilast (Non-Naive Users, Point Exposure), With at Least One Chronic Obstructive Pulmonary Disease (COPD) Chronic Medication Dispensing in Pre-Index (From -365 to -1)

Recorded History of:	Number	Percent
GERD (-365,-1)	5,838	32.3%
Influenza Vaccination (-365,-1)	11,193	62.0%
Obstructive Sleep Apnea (-365,-1)	3,044	16.9%
Oxygen therapy (-365,-1)	6,916	38.3%
Pneumococcal Vaccination (-365,-1)	4,261	23.6%
Pneumonia (-365,-1)	3,391	18.8%
Pulmonary Embolus (-365,-1)	315	1.7%
Pulmonary Hypertension (-365,-1)	1,683	9.3%
Smoking (entire pt history)	16,934	93.8%
Antibiotic (Abx) dispensing at least 1 (-365,-1)	15,016	83.1%
Abx dispensing at least 2 (-365,-1)	11,764	65.1%
Abx dispensing at least 3 (-365,-1)	8,878	49.2%
Oral corticosteroid (OCS) dispensing at least 1 (-365,-1)	13,492	74.7%
OCS dispensing at least 2 (-365,-1)	10,230	56.6%
OCS dispensing at least 3 (-365,-1)	7,711	42.7%
Prior history of exactly 1 moderate or severe exacerbation episode (-365,-1)	4,832	26.8%
Prior history of exactly 2 moderate or severe exacerbation episodes (-365,-1)	3,570	19.8%
Prior history of exactly 3 moderate or severe exacerbation episodes (-365,-1)	2,202	12.2%
Prior history of exactly 4 moderate or severe exacerbation episodes (-365,-1)	1,386	7.7%
Prior history of at least 5 moderate or severe exacerbation episodes (-365,-1)	1,424	7.9%
Prior history of zero moderate or severe exacerbation episodes (-365,-1)	4,647	25.7%
Prior history of exactly 1 severe exacerbation episode (-365,-1)	3,044	16.9%
Prior history of exactly 2 severe exacerbation episodes (-365,-1)	708	3.9%
Prior history of exactly 3 severe exacerbation episodes (-365,-1)	219	1.2%
Prior history of at least 4 severe exacerbation episodes (-365,-1)	83	0.5%
Post-treatment, exactly 1 moderate or severe exacerbation episode (1 to the earlier of episode end or 365)	4,680	25.9%
Post-treatment, exactly 2 moderate or severe exacerbation episodes (1 to the earlier of episode end or 365)	3,093	17.1%
Post-treatment, exactly 3 moderate or severe exacerbation episodes (1 to the earlier of episode end or 365)	1,943	10.8%
Post-treatment, exactly 4 moderate or severe exacerbation episodes (1 to the earlier of episode end or 365)	1,190	6.6%
Post-treatment, at least 5 moderate or severe exacerbation episodes (1 to the earlier of episode end or 365)	1,382	7.7%
Post-treatment, exactly 1 severe exacerbation episode (1 to the earlier of episode end or 365)	3,409	18.9%
Post-treatment, exactly 2 severe exacerbation episodes (1 to the earlier of episode end or 365)	1,068	5.9%
Post-treatment, exactly 3 severe exacerbation episodes (1 to the earlier of episode end or 365)	361	2.0%
Post-treatment, at least 4 severe exacerbation episodes (1 to the earlier of episode end or 365)	186	1.0%

Table 1e. Aggregated Baseline Table for Azithromycin or Roflumilast (Non-Naive Users, Point Exposure), With at Least One Chronic Obstructive Pulmonary Disease (COPD) Chronic Medication Dispensing in Pre-Index (From -365 to -1)

Recorded History of:	Number	Percent
At least 1 exacerbation episode [0,0]	0	0.0%
At least 1 exacerbation episode [-14,-1]	2,384	13.2%
Health Services Utilization Intensity:	Mean	Standard Deviation
Mean number of ambulatory encounters	22	18.1
Mean number of emergency room encounters	0.6	1.3
Mean number of inpatient hospital encounters	0.4	0.9
Mean number of non-acute institutional encounters	0.1	0.6
Mean number of other ambulatory encounters	7.7	12.5
Mean number of unique drug classes	14.2	5.7
Mean number of generics	15.8	6.8

¹The Charlson/Elixhauser Combined Comorbidity Score is calculated based on comorbidities observed during a requester-defined window around the exposure episode start date (index date).

Table 1f. Aggregated Baseline Table for Azithromycin or Roflumilast (Non-Naive Users, Point Exposure), With at Least One Exacerbation Episode in Pre-Index (From -365 to -1)

Characteristic	Number	
Number of unique patients	5,833	
Demographics	Mean	Standard Deviation
Mean Age (Years)	70	8.7
Age (Years)	Number	Percent
40-64	1,507	25.8%
65+	4,326	74.2%
Sex		
Female	3,361	57.6%
Male	2,472	42.4%
Race		
Unknown	487	8.3%
American Indian or Alaska Native + Native Hawaiian or Other Pacific Islander	30	0.5%
Asian	79	1.4%
Black or African American	251	4.3%
White	4,986	85.5%
Ethnicity		
Hispanic Origin	53	0.9%
Year		
2011	340	5.8%
2012	955	16.4%
2013	736	12.6%
2014	781	13.4%
2015	713	12.2%
2016	772	13.2%
2017	738	12.7%
2018	798	13.7%
Recorded History of:	Mean	Standard Deviation
Charlson/Elixhauser Combined Comorbidity Score ¹	2.8	2.3
	Number	Percent
Anxiety (-365,-1)	1,784	30.6%
Atrial fibrillation (-365,-1)	704	12.1%
Bronchiectasis (day1-ever)	538	9.2%
Cachexia (-365,-1)	91	1.6%
Cancer (-365,-1)	1,793	30.7%
Cardiovascular Disease (-365,-1)	1,551	26.6%
Chronic bronchitis (-365,-1)	2,681	46.0%
Chronic kidney disease (-365,-1)	1,046	17.9%
Cirrhosis (-365,-1)	36	0.6%
Congestive heart failure (-365,-1)	1,296	22.2%
Depression (-365,-1)	1,477	25.3%
Diabetes (-365,-1)	1,704	29.2%
Emphysematous phenotype (-365,-1)	2,301	39.4%

Table 1f. Aggregated Baseline Table for Azithromycin or Roflumilast (Non-Naive Users, Point Exposure), With at Least One Exacerbation Episode in Pre-Index (From -365 to -1)

Recorded History of:	Number	Percent
GERD (-365,-1)	2,024	34.7%
Influenza Vaccination (-365,-1)	3,766	64.6%
Obstructive Sleep Apnea (-365,-1)	1,012	17.3%
Oxygen therapy (-365,-1)	2,597	44.5%
Pneumococcal Vaccination (-365,-1)	1,380	23.7%
Pneumonia (-365,-1)	1,319	22.6%
Pulmonary Embolus (-365,-1)	103	1.8%
Pulmonary Hypertension (-365,-1)	581	10.0%
Smoking (entire pt history)	5,561	95.3%
Antibiotic (Abx) dispensing at least 1 (-365,-1)	5,442	93.3%
Abx dispensing at least 2 (-365,-1)	4,525	77.6%
Abx dispensing at least 3 (-365,-1)	3,494	59.9%
Oral corticosteroid (OCS) dispensing at least 1 (-365,-1)	5,107	87.6%
OCS dispensing at least 2 (-365,-1)	4,054	69.5%
OCS dispensing at least 3 (-365,-1)	3,123	53.5%
Prior history of exactly 1 moderate or severe exacerbation episode (-365,-1)	2,070	35.5%
Prior history of exactly 2 moderate or severe exacerbation episodes (-365,-1)	1,573	27.0%
Prior history of exactly 3 moderate or severe exacerbation episodes (-365,-1)	967	16.6%
Prior history of exactly 4 moderate or severe exacerbation episodes (-365,-1)	604	10.4%
Prior history of at least 5 moderate or severe exacerbation episodes (-365,-1)	607	10.4%
Prior history of zero moderate or severe exacerbation episodes (-365,-1)	0	0.0%
Prior history of exactly 1 severe exacerbation episode (-365,-1)	1,285	22.0%
Prior history of exactly 2 severe exacerbation episodes (-365,-1)	252	4.3%
Prior history of exactly 3 severe exacerbation episodes (-365,-1)	80	1.4%
Prior history of at least 4 severe exacerbation episodes (-365,-1)	27	0.5%
Post-treatment, exactly 1 moderate or severe exacerbation episode (1 to the earlier of episode end or 365)	1,459	25.0%
Post-treatment, exactly 2 moderate or severe exacerbation episodes (1 to the earlier of episode end or 365)	1,056	18.1%
Post-treatment, exactly 3 moderate or severe exacerbation episodes (1 to the earlier of episode end or 365)	767	13.1%
Post-treatment, exactly 4 moderate or severe exacerbation episodes (1 to the earlier of episode end or 365)	456	7.8%
Post-treatment, at least 5 moderate or severe exacerbation episodes (1 to the earlier of episode end or 365)	580	9.9%
Post-treatment, exactly 1 severe exacerbation episode (1 to the earlier of episode end or 365)	1,165	20.0%
Post-treatment, exactly 2 severe exacerbation episodes (1 to the earlier of episode end or 365)	442	7.6%
Post-treatment, exactly 3 severe exacerbation episodes (1 to the earlier of episode end or 365)	138	2.4%
Post-treatment, at least 4 severe exacerbation episodes (1 to the earlier of episode end or 365)	78	1.3%

Table 1f. Aggregated Baseline Table for Azithromycin or Roflumilast (Non-Naive Users, Point Exposure), With at Least One Exacerbation Episode in Pre-Index (From -365 to -1)

Recorded History of:	Number	Percent
At least 1 exacerbation episode [0,0]	0	0.0%
At least 1 exacerbation episode [-14,-1]	999	17.1%
Health Services Utilization Intensity:	Mean	Standard Deviation
Mean number of ambulatory encounters	23	18.4
Mean number of emergency room encounters	0.6	1.1
Mean number of inpatient hospital encounters	0.5	0.9
Mean number of non-acute institutional encounters	0.1	0.7
Mean number of other ambulatory encounters	8.6	12.9
Mean number of unique drug classes	15	5.5
Mean number of generics	16.6	6.6

¹The Charlson/Elixhauser Combined Comorbidity Score is calculated based on comorbidities observed during a requester-defined window around the exposure episode start date (index date).

Table 2. Summary of Azithromycin or Roflumilast Users in the Sentinel Distributed Database (SDD) between March 1, 2011 and December 31, 2018

	New Users	New Episodes	New Episodes with an Event	New Episodes with an Event per New User	All Events	Average Number of Events Among New Users	Average Number of Events Among New Users with an Event	Days At Risk	Average Treatment Episode Length (Days)	Event Rate per 10,000 Person-Days	Time to Data End (Days)
At least a total of 183-day COPD chronic medication coverage in pre-index (from -365 to -1)											
Moderate and severe exacerbations (non-naive users, 50% episode gap, as-treated)	7,853	7,853	3,634	0.46	10,186	1.3	2.8	968,747	123	37.51	8,436,810
Severe exacerbations (non-naive users, 50% episode gap, as-treated)	7,853	7,853	1,611	0.21	2,499	0.3	1.6	1,803,280	230	8.93	8,436,810
Hospitalizations (non-naive users, 50% episode gap, as-treated)	7,853	7,853	2,217	0.28	4,455	0.6	2.0	1,635,619	208	13.55	8,436,810
Death (non-naive users, 50% episode gap, as-treated)	7,853	7,853	492	0.06	492	0.1	1.0	2,263,288	288	2.17	8,436,810
Moderate and severe exacerbations (non-naive users, point exposure)	7,853	7,853	6,507	0.83	38,796	4.9	6.0	2,150,879	274	30.25	8,436,810
Severe exacerbations (non-naive users, point exposure)	7,853	7,853	4,063	0.52	9,999	1.3	2.5	5,512,452	702	7.37	8,436,810
Hospitalizations (non-naive users, point exposure)	7,853	7,853	5,388	0.69	18,980	2.4	3.5	4,551,653	580	11.84	8,436,810
Death (non-naive users, point exposure)	7,853	7,853	3,019	0.38	3,019	0.4	1.0	8,436,810	1,074	3.58	8,436,810
At least 1 COPD chronic medication dispensing in pre-index (from -365 to -1), 50% episode gap											
Moderate and severe exacerbations (non-naive users, 50% episode gap, as-treated)	18,061	18,061	7,695	0.43	19,477	1.1	2.5	2,009,588	111	38.29	19,642,855
Severe exacerbations (non-naive users, 50% episode gap, as-treated)	18,061	18,061	3,219	0.18	4,813	0.3	1.5	3,506,635	194	9.18	19,642,855
Hospitalizations (non-naive users, 50% episode gap, as-treated)	18,061	18,061	4,607	0.26	8,689	0.5	1.9	3,184,508	176	14.47	19,642,855
Death (non-naive users, 50% episode gap, as-treated)	18,061	18,061	933	0.05	933	0.1	1.0	4,321,697	239	2.16	19,642,855

Table 2. Summary of Azithromycin or Roflumilast Users in the Sentinel Distributed Database (SDD) between March 1, 2011 and December 31, 2018

	New Users	New Episodes	New Episodes with an Event	New Episodes with an Event per New User	All Events	Average Number of Events Among New Users	Average Number of Events Among New Users with an Event	Days At Risk	Average Treatment Episode Length (Days)	Event Rate per 10,000 Person-Days	Time to Data End (Days)
Moderate and severe exacerbations (non-naive users, point exposure)	18,061	18,061	14,932	0.83	88,254	4.9	5.9	5,003,757	277	29.84	19,642,855
Severe exacerbations (non-naive users, point exposure)	18,061	18,061	9,122	0.51	22,265	1.2	2.4	12,970,681	718	7.03	19,642,855
Hospitalizations (non-naive users, point exposure)	18,061	18,061	12,452	0.69	43,632	2.4	3.5	10,477,031	580	11.89	19,642,855
Death (non-naive users, point exposure)	18,061	18,061	6,722	0.37	6,722	0.4	1.0	19,642,855	1,088	3.42	19,642,855
At least 1 exacerbation episode in pre-index (from -365 to -1)											
Moderate and severe exacerbations (non-naive users, 50% episode gap, as-treated)	5,835	5,835	2,965	0.51	8,568	1.5	2.9	651,217	112	45.53	6,077,931
Severe exacerbations (non-naive users, 50% episode gap, as-treated)	5,835	5,835	1,326	0.23	2,093	0.4	1.6	1,298,604	223	10.21	6,077,931
Hospitalizations (non-naive users, 50% episode gap, as-treated)	5,835	5,835	1,776	0.30	3,632	0.6	2.0	1,186,846	203	14.96	6,077,931
Death (non-naive users, 50% episode gap, as-treated)	5,835	5,835	395	0.07	395	0.1	1.0	1,671,109	286	2.36	6,077,931
Moderate and severe exacerbations (non-naive users, point exposure)	5,833	5,833	4,989	0.86	32,158	5.5	6.4	1,296,835	222	38.47	6,076,908
Severe exacerbations (non-naive users, point exposure)	5,833	5,833	3,201	0.55	8,191	1.4	2.6	3,767,471	646	8.50	6,076,908
Hospitalizations (non-naive users, point exposure)	5,833	5,833	4,122	0.71	15,155	2.6	3.7	3,138,934	538	13.13	6,076,908
Death (non-naive users, point exposure)	5,833	5,833	2,315	0.40	2,315	0.4	1.0	6,076,908	1,042	3.81	6,076,908

Table 3. Summary of Azithromycin or Roflumilast Users in the Sentinel Distributed Database between March 1, 2011 and December 31, 2018, by Year

Year	New Users	New Episodes	New Episodes with an Event	New Episodes with an Event per New User	All Events	Average Number of Events Among New Users	Average Number of Events Among New Users with an Event	Days At Risk	Average Treatment Episode Length (Days)	Event Rate per 10,000 Person-Days	Time to Data End (Days)
At least a total of 183-day COPD chronic medication coverage in pre-index (from -365 to -1)											
<i>Moderate and severe exacerbations (non-naive users, 50% episode gap, as-treated)</i>											
2011	465	465	215	0.46	645	1.4	3.0	52,644	113	40.84	701,969
2012	1,297	1,297	643	0.50	2,094	1.6	3.3	172,140	133	37.35	1,877,023
2013	1,023	1,023	479	0.47	1,535	1.5	3.2	130,281	127	36.77	1,423,400
2014	1,077	1,077	503	0.47	1,436	1.3	2.9	128,870	120	39.03	1,294,175
2015	965	965	470	0.49	1,506	1.6	3.2	120,035	124	39.16	1,047,008
2016	1,017	1,017	502	0.49	1,326	1.3	2.6	116,439	114	43.11	927,190
2017	961	961	466	0.48	1,080	1.1	2.3	116,722	121	39.92	685,477
2018	1,048	1,048	356	0.34	564	0.5	1.6	131,616	126	27.05	480,568
<i>Severe exacerbations (non-naive users, 50% episode gap, as-treated)</i>											
2011	465	465	93	0.20	153	0.3	1.6	102,855	221	9.04	701,969
2012	1,297	1,297	306	0.24	516	0.4	1.7	335,029	258	9.13	1,877,023
2013	1,023	1,023	228	0.22	390	0.4	1.7	260,642	255	8.75	1,423,400
2014	1,077	1,077	227	0.21	379	0.4	1.7	241,417	224	9.40	1,294,175
2015	965	965	213	0.22	308	0.3	1.4	262,687	272	8.11	1,047,008
2016	1,017	1,017	211	0.21	320	0.3	1.5	220,212	217	9.58	927,190
2017	961	961	218	0.23	297	0.3	1.4	197,951	206	11.01	685,477
2018	1,048	1,048	115	0.11	136	0.1	1.2	182,487	174	6.30	480,568
<i>Hospitalizations (non-naive users, 50% episode gap, as-treated)</i>											
2011	465	465	113	0.24	229	0.5	2.0	91,862	198	12.30	701,969
2012	1,297	1,297	389	0.30	855	0.7	2.2	305,669	236	12.73	1,877,023
2013	1,023	1,023	294	0.29	612	0.6	2.1	237,367	232	12.39	1,423,400
2014	1,077	1,077	317	0.29	652	0.6	2.1	212,836	198	14.89	1,294,175
2015	965	965	288	0.30	570	0.6	2.0	239,908	249	12.00	1,047,008
2016	1,017	1,017	293	0.29	568	0.6	1.9	198,650	195	14.75	927,190
2017	961	961	290	0.30	551	0.6	1.9	182,692	190	15.87	685,477
2018	1,048	1,048	233	0.22	418	0.4	1.8	166,635	159	13.98	480,568

Table 3. Summary of Azithromycin or Roflumilast Users in the Sentinel Distributed Database between March 1, 2011 and December 31, 2018, by Year

Year	New Users	New Episodes	New Episodes with an Event	New Episodes with an Event per New User	All Events	Average Number of Events Among New Users	Average Number of Events Among New Users with an Event	Days At Risk	Average Treatment Episode Length (Days)	Event Rate per 10,000 Person-Days	Time to Data End (Days)
<i>Death (non-naive users, 50% episode gap, as-treated)</i>											
2011	465	465	32	0.07	32	0.1	1.0	128,398	276	2.49	701,969
2012	1,297	1,297	95	0.07	95	0.1	1.0	432,946	334	2.19	1,877,023
2013	1,023	1,023	76	0.07	76	0.1	1.0	341,042	333	2.23	1,423,400
2014	1,077	1,077	81	0.08	81	0.1	1.0	307,347	285	2.64	1,294,175
2015	965	965	55	0.06	55	0.1	1.0	327,941	340	1.68	1,047,008
2016	1,017	1,017	67	0.07	67	0.1	1.0	270,880	266	2.47	927,190
2017	961	961	55	0.06	55	0.1	1.0	253,469	264	2.17	685,477
2018	1,048	1,048	31	0.03	31	0.0	1.0	201,265	192	1.54	480,568
<i>Moderate and severe exacerbations (non-naive users, point exposure)</i>											
2011	465	465	431	0.93	3,591	7.7	8.3	137,955	297	31.24	701,969
2012	1,297	1,297	1,189	0.92	9,778	7.5	8.2	371,938	287	31.97	1,877,023
2013	1,023	1,023	929	0.91	6,865	6.7	7.4	302,287	295	30.73	1,423,400
2014	1,077	1,077	962	0.89	6,240	5.8	6.5	303,738	282	31.67	1,294,175
2015	965	965	863	0.89	4,768	4.9	5.5	260,014	269	33.19	1,047,008
2016	1,017	1,017	883	0.87	4,094	4.0	4.6	250,951	247	35.19	927,190
2017	961	961	759	0.79	2,516	2.6	3.3	241,215	251	31.47	685,477
2018	1,048	1,048	491	0.47	944	0.9	1.9	282,781	270	17.36	480,568
<i>Severe exacerbations (non-naive users, point exposure)</i>											
2011	465	465	304	0.65	891	1.9	2.9	432,337	930	7.03	701,969
2012	1,297	1,297	866	0.67	2,567	2.0	3.0	1,112,800	858	7.78	1,877,023
2013	1,023	1,023	644	0.63	1,829	1.8	2.8	868,765	849	7.41	1,423,400
2014	1,077	1,077	639	0.59	1,600	1.5	2.5	833,775	774	7.66	1,294,175
2015	965	965	532	0.55	1,167	1.2	2.2	712,063	738	7.47	1,047,008
2016	1,017	1,017	508	0.50	1,028	1.0	2.0	635,802	625	7.99	927,190
2017	961	961	390	0.41	689	0.7	1.8	500,449	521	7.79	685,477
2018	1,048	1,048	180	0.17	228	0.2	1.3	416,461	397	4.32	480,568

Table 3. Summary of Azithromycin or Roflumilast Users in the Sentinel Distributed Database between March 1, 2011 and December 31, 2018, by Year

Year	New Users	New Episodes	New Episodes with an Event	New Episodes with an Event per New User	All Events	Average Number of Events Among New Users	Average Number of Events Among New Users with an Event	Days At Risk	Average Treatment Episode Length (Days)	Event Rate per 10,000 Person-Days	Time to Data End (Days)
<i>Hospitalizations (non-naive users, point exposure)</i>											
2011	465	465	363	0.78	1,487	3.2	4.1	339,921	731	10.68	701,969
2012	1,297	1,297	1,026	0.79	4,476	3.5	4.4	900,133	694	11.40	1,877,023
2013	1,023	1,023	777	0.76	3,244	3.2	4.2	706,086	690	11.00	1,423,400
2014	1,077	1,077	827	0.77	2,945	2.7	3.6	662,751	615	12.48	1,294,175
2015	965	965	686	0.71	2,194	2.3	3.2	599,220	621	11.45	1,047,008
2016	1,017	1,017	681	0.67	2,051	2.0	3.0	544,623	536	12.50	927,190
2017	961	961	573	0.60	1,579	1.6	2.8	439,519	457	13.04	685,477
2018	1,048	1,048	455	0.43	1,004	1.0	2.2	359,400	343	12.66	480,568
<i>Death (non-naive users, point exposure)</i>											
2011	465	465	276	0.59	276	0.6	1.0	701,969	1,510	3.93	701,969
2012	1,297	1,297	680	0.52	680	0.5	1.0	1,877,023	1,447	3.62	1,877,023
2013	1,023	1,023	511	0.50	511	0.5	1.0	1,423,400	1,391	3.59	1,423,400
2014	1,077	1,077	499	0.46	499	0.5	1.0	1,294,175	1,202	3.86	1,294,175
2015	965	965	388	0.40	388	0.4	1.0	1,047,008	1,085	3.71	1,047,008
2016	1,017	1,017	303	0.30	303	0.3	1.0	927,190	912	3.27	927,190
2017	961	961	223	0.23	223	0.2	1.0	685,477	713	3.25	685,477
2018	1,048	1,048	139	0.13	139	0.1	1.0	480,568	459	2.89	480,568
At least 1 COPD chronic medication dispensing in pre-index (from -365 to -1), 50% episode gap											
<i>Moderate and severe exacerbations (non-naive users, 50% episode gap, as-treated)</i>											
2011	1,093	1,093	466	0.43	1,348	1.2	2.9	115,381	106	40.39	1,628,243
2012	3,025	3,025	1,358	0.45	3,810	1.3	2.8	348,001	115	39.02	4,458,633
2013	2,444	2,444	1,010	0.41	2,811	1.2	2.8	275,483	113	36.66	3,408,836
2014	2,497	2,497	1,093	0.44	2,872	1.2	2.6	271,810	109	40.21	3,030,033
2015	2,157	2,157	953	0.44	2,722	1.3	2.9	245,083	114	38.88	2,375,757
2016	2,283	2,283	1,012	0.44	2,581	1.1	2.6	238,683	105	42.40	2,095,777
2017	2,196	2,196	1,000	0.46	2,149	1.0	2.1	233,614	106	42.81	1,566,661
2018	2,366	2,366	803	0.34	1,184	0.5	1.5	281,533	119	28.52	1,078,915

Table 3. Summary of Azithromycin or Roflumilast Users in the Sentinel Distributed Database between March 1, 2011 and December 31, 2018, by Year

Year	New Users	New Episodes	New Episodes with an Event	New Episodes with an Event per New User	All Events	Average Number of Events Among New Users	Average Number of Events Among New Users with an Event	Days At Risk	Average Treatment Episode Length (Days)	Event Rate per 10,000 Person-Days	Time to Data End (Days)
<i>Severe exacerbations (non-naive users, 50% episode gap, as-treated)</i>											
2011	1,093	1,093	203	0.19	323	0.3	1.6	221,674	203	9.16	1,628,243
2012	3,025	3,025	604	0.20	950	0.3	1.6	644,669	213	9.37	4,458,633
2013	2,444	2,444	447	0.18	724	0.3	1.6	490,779	201	9.11	3,408,836
2014	2,497	2,497	467	0.19	703	0.3	1.5	484,106	194	9.65	3,030,033
2015	2,157	2,157	411	0.19	629	0.3	1.5	460,547	214	8.92	2,375,757
2016	2,283	2,283	423	0.19	628	0.3	1.5	422,086	185	10.02	2,095,777
2017	2,196	2,196	400	0.18	547	0.2	1.4	397,695	181	10.06	1,566,661
2018	2,366	2,366	264	0.11	309	0.1	1.2	385,079	163	6.86	1,078,915
<i>Hospitalizations (non-naive users, 50% episode gap, as-treated)</i>											
2011	1,093	1,093	268	0.25	524	0.5	2.0	196,316	180	13.65	1,628,243
2012	3,025	3,025	814	0.27	1,630	0.5	2.0	581,116	192	14.01	4,458,633
2013	2,444	2,444	617	0.25	1,185	0.5	1.9	443,457	181	13.91	3,408,836
2014	2,497	2,497	657	0.26	1,224	0.5	1.9	434,663	174	15.12	3,030,033
2015	2,157	2,157	582	0.27	1,105	0.5	1.9	420,239	195	13.85	2,375,757
2016	2,283	2,283	584	0.26	1,124	0.5	1.9	386,620	169	15.11	2,095,777
2017	2,196	2,196	556	0.25	988	0.4	1.8	370,666	169	15.00	1,566,661
2018	2,366	2,366	529	0.22	909	0.4	1.7	351,431	149	15.05	1,078,915
<i>Death (non-naive users, 50% episode gap, as-treated)</i>											
2011	1,093	1,093	73	0.07	73	0.1	1.0	280,336	256	2.60	1,628,243
2012	3,025	3,025	173	0.06	173	0.1	1.0	808,451	267	2.14	4,458,633
2013	2,444	2,444	150	0.06	150	0.1	1.0	618,074	253	2.43	3,408,836
2014	2,497	2,497	136	0.05	136	0.1	1.0	604,534	242	2.25	3,030,033
2015	2,157	2,157	105	0.05	105	0.0	1.0	575,336	267	1.83	2,375,757
2016	2,283	2,283	122	0.05	122	0.1	1.0	526,969	231	2.32	2,095,777
2017	2,196	2,196	93	0.04	93	0.0	1.0	484,175	220	1.92	1,566,661
2018	2,366	2,366	81	0.03	81	0.0	1.0	423,822	179	1.91	1,078,915

Table 3. Summary of Azithromycin or Roflumilast Users in the Sentinel Distributed Database between March 1, 2011 and December 31, 2018, by Year

Year	New Users	New Episodes	New Episodes with an Event	New Episodes with an Event per New User	All Events	Average Number of Events Among New Users	Average Number of Events Among New Users with an Event	Days At Risk	Average Treatment Episode Length (Days)	Event Rate per 10,000 Person-Days	Time to Data End (Days)
<i>Moderate and severe exacerbations (non-naive users, point exposure)</i>											
2011	1,093	1,093	978	0.89	8,258	7.6	8.4	330,631	302	29.58	1,628,243
2012	3,025	3,025	2,755	0.91	21,653	7.2	7.9	894,125	296	30.81	4,458,633
2013	2,444	2,444	2,225	0.91	16,207	6.6	7.3	738,481	302	30.13	3,408,836
2014	2,497	2,497	2,215	0.89	14,390	5.8	6.5	702,519	281	31.53	3,030,033
2015	2,157	2,157	1,918	0.89	10,755	5.0	5.6	595,749	276	32.19	2,375,757
2016	2,283	2,283	1,961	0.86	9,093	4.0	4.6	581,312	255	33.73	2,095,777
2017	2,196	2,196	1,743	0.79	5,787	2.6	3.3	539,550	246	32.30	1,566,661
2018	2,366	2,366	1,137	0.48	2,111	0.9	1.9	621,390	263	18.30	1,078,915
<i>Severe exacerbations (non-naive users, point exposure)</i>											
2011	1,093	1,093	694	0.63	2,034	1.9	2.9	995,166	910	6.97	1,628,243
2012	3,025	3,025	1,911	0.63	5,580	1.8	2.9	2,731,751	903	7.00	4,458,633
2013	2,444	2,444	1,496	0.61	4,066	1.7	2.7	2,163,931	885	6.91	3,408,836
2014	2,497	2,497	1,443	0.58	3,581	1.4	2.5	1,950,361	781	7.40	3,030,033
2015	2,157	2,157	1,161	0.54	2,673	1.2	2.3	1,607,468	745	7.22	2,375,757
2016	2,283	2,283	1,142	0.50	2,299	1.0	2.0	1,425,662	624	8.01	2,095,777
2017	2,196	2,196	859	0.39	1,497	0.7	1.7	1,164,913	530	7.37	1,566,661
2018	2,366	2,366	416	0.18	535	0.2	1.3	931,429	394	4.47	1,078,915
<i>Hospitalizations (non-naive users, point exposure)</i>											
2011	1,093	1,093	853	0.78	3,584	3.3	4.2	755,458	691	11.29	1,628,243
2012	3,025	3,025	2,375	0.79	10,145	3.4	4.3	2,133,002	705	11.13	4,458,633
2013	2,444	2,444	1,888	0.77	7,595	3.1	4.0	1,703,147	697	11.09	3,408,836
2014	2,497	2,497	1,877	0.75	6,777	2.7	3.6	1,553,661	622	12.08	3,030,033
2015	2,157	2,157	1,544	0.72	5,075	2.4	3.3	1,317,261	611	11.72	2,375,757
2016	2,283	2,283	1,549	0.68	4,710	2.1	3.0	1,217,096	533	12.73	2,095,777
2017	2,196	2,196	1,303	0.59	3,468	1.6	2.7	1,009,699	460	12.90	1,566,661
2018	2,366	2,366	1,063	0.45	2,278	1.0	2.1	787,707	333	13.49	1,078,915

Table 3. Summary of Azithromycin or Roflumilast Users in the Sentinel Distributed Database between March 1, 2011 and December 31, 2018, by Year

Year	New Users	New Episodes	New Episodes with an Event	New Episodes with an Event per New User	All Events	Average Number of Events Among New Users	Average Number of Events Among New Users with an Event	Days At Risk	Average Treatment Episode Length (Days)	Event Rate per 10,000 Person-Days	Time to Data End (Days)
<i>Death (non-naive users, point exposure)</i>											
2011	1,093	1,093	607	0.56	607	0.6	1.0	1,628,243	1,490	3.73	1,628,243
2012	3,025	3,025	1,556	0.51	1,556	0.5	1.0	4,458,633	1,474	3.49	4,458,633
2013	2,444	2,444	1,167	0.48	1,167	0.5	1.0	3,408,836	1,395	3.42	3,408,836
2014	2,497	2,497	1,087	0.44	1,087	0.4	1.0	3,030,033	1,213	3.59	3,030,033
2015	2,157	2,157	805	0.37	805	0.4	1.0	2,375,757	1,101	3.39	2,375,757
2016	2,283	2,283	686	0.30	686	0.3	1.0	2,095,777	918	3.27	2,095,777
2017	2,196	2,196	499	0.23	499	0.2	1.0	1,566,661	713	3.19	1,566,661
2018	2,366	2,366	315	0.13	315	0.1	1.0	1,078,915	456	2.92	1,078,915
At least 1 exacerbation episode in pre-index (from -365 to -1)											
<i>Moderate and severe exacerbations (non-naive users, 50% episode gap, as-treated)</i>											
2011	340	340	173	0.51	540	1.6	3.1	33,659	99	51.40	496,331
2012	955	955	506	0.53	1,679	1.8	3.3	112,875	118	44.83	1,329,966
2013	736	736	374	0.51	1,250	1.7	3.3	78,766	107	47.48	984,767
2014	781	781	405	0.52	1,178	1.5	2.9	81,977	105	49.40	915,059
2015	713	713	390	0.55	1,328	1.9	3.4	80,890	113	48.21	762,644
2016	772	772	410	0.53	1,102	1.4	2.7	79,798	103	51.38	689,508
2017	739	739	400	0.54	982	1.3	2.5	85,571	116	46.74	531,787
2018	799	799	307	0.38	509	0.6	1.7	97,681	122	31.43	367,869
<i>Severe exacerbations (non-naive users, 50% episode gap, as-treated)</i>											
2011	340	340	80	0.24	130	0.4	1.6	69,352	204	11.54	496,331
2012	955	955	246	0.26	415	0.4	1.7	235,264	246	10.46	1,329,966
2013	736	736	180	0.24	315	0.4	1.8	167,432	227	10.75	984,767
2014	781	781	187	0.24	320	0.4	1.7	162,855	209	11.48	915,059
2015	713	713	178	0.25	262	0.4	1.5	200,214	281	8.89	762,644
2016	772	772	170	0.22	267	0.3	1.6	162,744	211	10.45	689,508
2017	739	739	188	0.25	266	0.4	1.4	157,683	213	11.92	531,787
2018	799	799	97	0.12	118	0.1	1.2	143,060	179	6.78	367,869

Table 3. Summary of Azithromycin or Roflumilast Users in the Sentinel Distributed Database between March 1, 2011 and December 31, 2018, by Year

Year	New Users	New Episodes	New Episodes with an Event	New Episodes with an Event per New User	All Events	Average Number of Events Among New Users	Average Number of Events Among New Users with an Event	Days At Risk	Average Treatment Episode Length (Days)	Event Rate per 10,000 Person-Days	Time to Data End (Days)
<i>Hospitalizations (non-naive users, 50% episode gap, as-treated)</i>											
2011	340	340	94	0.28	184	0.5	2.0	62,674	184	15.00	496,331
2012	955	955	305	0.32	679	0.7	2.2	214,579	225	14.21	1,329,966
2013	736	736	227	0.31	476	0.6	2.1	155,576	211	14.59	984,767
2014	781	781	244	0.31	510	0.7	2.1	148,683	190	16.41	915,059
2015	713	713	230	0.32	475	0.7	2.1	182,760	256	12.58	762,644
2016	772	772	234	0.30	467	0.6	2.0	147,828	191	15.83	689,508
2017	739	739	252	0.34	496	0.7	2.0	143,485	194	17.56	531,787
2018	799	799	190	0.24	345	0.4	1.8	131,261	164	14.47	367,869
<i>Death (non-naive users, 50% episode gap, as-treated)</i>											
2011	340	340	21	0.06	21	0.1	1.0	88,555	260	2.37	496,331
2012	955	955	81	0.08	81	0.1	1.0	313,327	328	2.59	1,329,966
2013	736	736	64	0.09	64	0.1	1.0	234,555	319	2.73	984,767
2014	781	781	62	0.08	62	0.1	1.0	218,822	280	2.83	915,059
2015	713	713	45	0.06	45	0.1	1.0	254,517	357	1.77	762,644
2016	772	772	52	0.07	52	0.1	1.0	199,806	259	2.60	689,508
2017	739	739	43	0.06	43	0.1	1.0	202,941	275	2.12	531,787
2018	799	799	27	0.03	27	0.0	1.0	158,586	198	1.70	367,869
<i>Moderate and severe exacerbations (non-naive users, point exposure)</i>											
2011	340	340	320	0.94	2,937	8.6	9.2	73,942	217	43.28	496,331
2012	955	955	898	0.94	7,910	8.3	8.8	217,333	228	41.32	1,329,966
2013	736	736	682	0.93	5,560	7.6	8.2	169,674	231	40.19	984,767
2014	781	781	714	0.91	5,163	6.6	7.2	169,354	217	42.16	915,059
2015	713	713	661	0.93	4,047	5.7	6.1	148,883	209	44.40	762,644
2016	772	772	687	0.89	3,483	4.5	5.1	156,891	203	43.79	689,508
2017	738	738	618	0.84	2,222	3.0	3.6	160,678	218	38.46	531,387
2018	798	798	409	0.51	836	1.0	2.0	200,080	251	20.44	367,246

Table 3. Summary of Azithromycin or Roflumilast Users in the Sentinel Distributed Database between March 1, 2011 and December 31, 2018, by Year

Year	New Users	New Episodes	New Episodes with an Event	New Episodes with an Event per New User	All Events	Average Number of Events Among New Users	Average Number of Events Among New Users with an Event	Days At Risk	Average Treatment Episode Length (Days)	Event Rate per 10,000 Person-Days	Time to Data End (Days)
<i>Severe exacerbations (non-naive users, point exposure)</i>											
2011	340	340	239	0.70	742	2.2	3.1	280,318	824	8.53	496,331
2012	955	955	676	0.71	2,058	2.2	3.0	736,956	772	9.17	1,329,966
2013	736	736	494	0.67	1,483	2.0	3.0	551,707	750	8.95	984,767
2014	781	781	481	0.62	1,286	1.6	2.7	561,090	718	8.57	915,059
2015	713	713	432	0.61	990	1.4	2.3	491,937	690	8.78	762,644
2016	772	772	411	0.53	851	1.1	2.1	456,447	591	9.00	689,508
2017	738	738	323	0.44	590	0.8	1.8	375,206	508	8.61	531,387
2018	798	798	145	0.18	191	0.2	1.3	313,810	393	4.62	367,246
<i>Hospitalizations (non-naive users, point exposure)</i>											
2011	340	340	274	0.81	1,192	3.5	4.4	219,084	644	12.51	496,331
2012	955	955	770	0.81	3,449	3.6	4.5	615,700	645	12.51	1,329,966
2013	736	736	578	0.79	2,548	3.5	4.4	451,189	613	12.81	984,767
2014	781	781	606	0.78	2,316	3.0	3.8	449,811	576	13.47	915,059
2015	713	713	531	0.74	1,812	2.5	3.4	417,687	586	12.71	762,644
2016	772	772	538	0.70	1,678	2.2	3.1	390,010	505	13.79	689,508
2017	738	738	471	0.64	1,350	1.8	2.9	325,403	441	14.47	531,387
2018	798	798	354	0.44	810	1.0	2.3	270,050	338	13.11	367,246
<i>Death (non-naive users, point exposure)</i>											
2011	340	340	207	0.61	207	0.6	1.0	496,331	1,460	4.17	496,331
2012	955	955	531	0.56	531	0.6	1.0	1,329,966	1,393	3.99	1,329,966
2013	736	736	382	0.52	382	0.5	1.0	984,767	1,338	3.88	984,767
2014	781	781	381	0.49	381	0.5	1.0	915,059	1,172	4.16	915,059
2015	713	713	299	0.42	299	0.4	1.0	762,644	1,070	3.92	762,644
2016	772	772	246	0.32	246	0.3	1.0	689,508	893	3.57	689,508
2017	738	738	171	0.23	171	0.2	1.0	531,387	720	3.22	531,387
2018	798	798	98	0.12	98	0.1	1.0	367,246	460	2.67	367,246

Table 4. Summary of Azithromycin or Roflumilast Users in the Sentinel Distributed Database (SDD) between March 1, 2011 and December 31, 2018, by Sex

Sex	New Users	New Episodes	New Episodes with an Event	New Episodes with an Event per New User	All Events	Average Number of Events Among New Users	Average Number of Events Among New Users with an Event	Days At Risk	Average Treatment Episode Length (Days)	Event Rate per 10,000 Person-Days	Time to Data End (Days)
At least a total of 183-day COPD chronic medication coverage in pre-index (from -365 to -1)											
<i>Moderate and severe exacerbations (non-naive users, 50% episode gap, as-treated)</i>											
Female	4,365	4,365	2,039	0.47	5,848	1.3	2.9	501,502	115	40.66	4,805,195
Male	3,488	3,488	1,595	0.46	4,338	1.2	2.7	467,245	134	34.14	3,631,615
<i>Severe exacerbations (non-naive users, 50% episode gap, as-treated)</i>											
Female	4,365	4,365	897	0.21	1,430	0.3	1.6	956,659	219	9.38	4,805,195
Male	3,488	3,488	714	0.20	1,069	0.3	1.5	846,621	243	8.43	3,631,615
<i>Hospitalizations (non-naive users, 50% episode gap, as-treated)</i>											
Female	4,365	4,365	1,227	0.28	2,481	0.6	2.0	870,681	199	14.09	4,805,195
Male	3,488	3,488	990	0.28	1,974	0.6	2.0	764,938	219	12.94	3,631,615
<i>Death (non-naive users, 50% episode gap, as-treated)</i>											
Female	4,365	4,365	229	0.05	229	0.1	1.0	1,224,468	281	1.87	4,805,195
Male	3,488	3,488	263	0.08	263	0.1	1.0	1,038,820	298	2.53	3,631,615
<i>Moderate and severe exacerbations (non-naive users, point exposure)</i>											
Female	4,365	4,365	3,647	0.84	22,990	5.3	6.3	1,122,750	257	32.48	4,805,195
Male	3,488	3,488	2,860	0.82	15,806	4.5	5.5	1,028,129	295	27.82	3,631,615
<i>Severe exacerbations (non-naive users, point exposure)</i>											
Female	4,365	4,365	2,306	0.53	5,895	1.4	2.6	3,038,436	696	7.59	4,805,195
Male	3,488	3,488	1,757	0.50	4,104	1.2	2.3	2,474,016	709	7.10	3,631,615
<i>Hospitalizations (non-naive users, point exposure)</i>											
Female	4,365	4,365	3,010	0.69	11,037	2.5	3.7	2,505,491	574	12.01	4,805,195
Male	3,488	3,488	2,378	0.68	7,943	2.3	3.3	2,046,162	587	11.62	3,631,615
<i>Death (non-naive users, point exposure)</i>											
Female	4,365	4,365	1,604	0.37	1,604	0.4	1.0	4,805,195	1,101	3.34	4,805,195
Male	3,488	3,488	1,415	0.41	1,415	0.4	1.0	3,631,615	1,041	3.90	3,631,615

Table 4. Summary of Azithromycin or Roflumilast Users in the Sentinel Distributed Database (SDD) between March 1, 2011 and December 31, 2018, by Sex

Sex	New Users	New Episodes	New Episodes with an Event	New Episodes with an Event per New User	All Events	Average Number of Events Among New Users	Average Number of Events Among New Users with an Event	Days At Risk	Average Treatment Episode Length (Days)	Event Rate per 10,000 Person-Days	Time to Data End (Days)
At least 1 COPD chronic medication dispensing in pre-index (from -365 to -1), 50% episode gap											
<i>Moderate and severe exacerbations (non-naive users, 50% episode gap, as-treated)</i>											
Female	9,924	9,924	4,349	0.44	11,229	1.1	2.6	1,057,773	107	41.11	11,060,237
Male	8,137	8,137	3,346	0.41	8,248	1.0	2.5	951,815	117	35.15	8,582,618
<i>Severe exacerbations (non-naive users, 50% episode gap, as-treated)</i>											
Female	9,924	9,924	1,825	0.18	2,762	0.3	1.5	1,890,797	191	9.65	11,060,237
Male	8,137	8,137	1,394	0.17	2,051	0.3	1.5	1,615,838	199	8.63	8,582,618
<i>Hospitalizations (non-naive users, 50% episode gap, as-treated)</i>											
Female	9,924	9,924	2,570	0.26	4,859	0.5	1.9	1,721,708	173	14.93	11,060,237
Male	8,137	8,137	2,037	0.25	3,830	0.5	1.9	1,462,800	180	13.93	8,582,618
<i>Death (non-naive users, 50% episode gap, as-treated)</i>											
Female	9,924	9,924	449	0.05	449	0.0	1.0	2,371,902	239	1.89	11,060,237
Male	8,137	8,137	484	0.06	484	0.1	1.0	1,949,795	240	2.48	8,582,618
<i>Moderate and severe exacerbations (non-naive users, point exposure)</i>											
Female	9,924	9,924	8,334	0.84	51,725	5.2	6.2	2,600,605	262	32.05	11,060,237
Male	8,137	8,137	6,598	0.81	36,529	4.5	5.5	2,403,152	295	27.46	8,582,618
<i>Severe exacerbations (non-naive users, point exposure)</i>											
Female	9,924	9,924	5,160	0.52	13,050	1.3	2.5	7,093,641	715	7.27	11,060,237
Male	8,137	8,137	3,962	0.49	9,215	1.1	2.3	5,877,040	722	6.74	8,582,618
<i>Hospitalizations (non-naive users, point exposure)</i>											
Female	9,924	9,924	6,933	0.70	25,157	2.5	3.6	5,716,610	576	12.13	11,060,237
Male	8,137	8,137	5,519	0.68	18,475	2.3	3.3	4,760,421	585	11.59	8,582,618
<i>Death (non-naive users, point exposure)</i>											
Female	9,924	9,924	3,551	0.36	3,551	0.4	1.0	11,060,237	1,114	3.21	11,060,237
Male	8,137	8,137	3,171	0.39	3,171	0.4	1.0	8,582,618	1,055	3.69	8,582,618

Table 4. Summary of Azithromycin or Roflumilast Users in the Sentinel Distributed Database (SDD) between March 1, 2011 and December 31, 2018, by Sex

Sex	New Users	New Episodes	New Episodes with an Event	New Episodes with an Event per New User	All Events	Average Number of Events Among New Users	Average Number of Events Among New Users with an Event	Days At Risk	Average Treatment Episode Length (Days)	Event Rate per 10,000 Person-Days	Time to Data End (Days)
At least 1 exacerbation episode in pre-index (from -365 to -1)											
<i>Moderate and severe exacerbations (non-naive users, 50% episode gap, as-treated)</i>											
Female	3,362	3,362	1,712	0.51	5,024	1.5	2.9	350,120	104	48.90	3,593,332
Male	2,473	2,473	1,253	0.51	3,544	1.4	2.8	301,097	122	41.61	2,484,599
<i>Severe exacerbations (non-naive users, 50% episode gap, as-treated)</i>											
Female	3,362	3,362	771	0.23	1,246	0.4	1.6	703,616	209	10.96	3,593,332
Male	2,473	2,473	555	0.22	847	0.3	1.5	594,988	241	9.33	2,484,599
<i>Hospitalizations (non-naive users, 50% episode gap, as-treated)</i>											
Female	3,362	3,362	1,027	0.31	2,106	0.6	2.1	646,820	192	15.88	3,593,332
Male	2,473	2,473	749	0.30	1,526	0.6	2.0	540,026	218	13.87	2,484,599
<i>Death (non-naive users, 50% episode gap, as-treated)</i>											
Female	3,362	3,362	196	0.06	196	0.1	1.0	932,604	277	2.10	3,593,332
Male	2,473	2,473	199	0.08	199	0.1	1.0	738,505	299	2.69	2,484,599
<i>Moderate and severe exacerbations (non-naive users, point exposure)</i>											
Female	3,361	3,361	2,887	0.86	19,416	5.8	6.7	708,116	211	40.77	3,592,932
Male	2,472	2,472	2,102	0.85	12,742	5.2	6.1	588,719	238	35.70	2,483,976
<i>Severe exacerbations (non-naive users, point exposure)</i>											
Female	3,361	3,361	1,871	0.56	4,957	1.5	2.6	2,160,541	643	8.66	3,592,932
Male	2,472	2,472	1,330	0.54	3,234	1.3	2.4	1,606,930	650	8.28	2,483,976
<i>Hospitalizations (non-naive users, point exposure)</i>											
Female	3,361	3,361	2,387	0.71	9,056	2.7	3.8	1,800,070	536	13.26	3,592,932
Male	2,472	2,472	1,735	0.70	6,099	2.5	3.5	1,338,864	542	12.96	2,483,976
<i>Death (non-naive users, point exposure)</i>											
Female	3,361	3,361	1,279	0.38	1,279	0.4	1.0	3,592,932	1,069	3.56	3,592,932
Male	2,472	2,472	1,036	0.42	1,036	0.4	1.0	2,483,976	1,005	4.17	2,483,976

Table 5. Summary of Azithromycin or Roflumilast Users in the Sentinel Distributed Database (SDD) between March 1, 2011 and December 31, 2018, by Age Group

Age Group	New Users	New Episodes	New Episodes with an Event	New Episodes with an Event per New User	All Events	Average Number of Events Among New Users	Average Number of Events Among New Users with an Event	Days At Risk	Average Treatment Episode Length (Days)	Event Rate per 10,000 Person-Days	Time to Data End (Days)
At least a total of 183-day COPD chronic medication coverage in pre-index (from -365 to -1)											
<i>Moderate and severe exacerbations (non-naive users, 50% episode gap, as-treated)</i>											
40-64	2,021	2,021	993	0.49	3,282	1.6	3.3	268,163	133	37.03	2,362,831
65+	5,832	5,832	2,641	0.45	6,904	1.2	2.6	700,584	120	37.70	6,073,979
<i>Severe exacerbations (non-naive users, 50% episode gap, as-treated)</i>											
40-64	2,021	2,021	419	0.21	740	0.4	1.8	520,565	258	8.05	2,362,831
65+	5,832	5,832	1,192	0.20	1,759	0.3	1.5	1,282,715	220	9.29	6,073,979
<i>Hospitalizations (non-naive users, 50% episode gap, as-treated)</i>											
40-64	2,021	2,021	567	0.28	1,252	0.6	2.2	469,914	233	12.07	2,362,831
65+	5,832	5,832	1,650	0.28	3,203	0.5	1.9	1,165,705	200	14.15	6,073,979
<i>Death (non-naive users, 50% episode gap, as-treated)</i>											
40-64	2,021	2,021	82	0.04	82	0.0	1.0	679,994	336	1.21	2,362,831
65+	5,832	5,832	410	0.07	410	0.1	1.0	1,583,294	271	2.59	6,073,979
<i>Moderate and severe exacerbations (non-naive users, point exposure)</i>											
40-64	2,021	2,021	1,672	0.83	11,715	5.8	7.0	548,845	272	30.46	2,362,831
65+	5,832	5,832	4,835	0.83	27,081	4.6	5.6	1,602,034	275	30.18	6,073,979
<i>Severe exacerbations (non-naive users, point exposure)</i>											
40-64	2,021	2,021	986	0.49	2,816	1.4	2.9	1,536,020	760	6.42	2,362,831
65+	5,832	5,832	3,077	0.53	7,183	1.2	2.3	3,976,432	682	7.74	6,073,979
<i>Hospitalizations (non-naive users, point exposure)</i>											
40-64	2,021	2,021	1,285	0.64	5,122	2.5	4.0	1,283,342	635	10.01	2,362,831
65+	5,832	5,832	4,103	0.70	13,858	2.4	3.4	3,268,311	560	12.55	6,073,979
<i>Death (non-naive users, point exposure)</i>											
40-64	2,021	2,021	539	0.27	539	0.3	1.0	2,362,831	1,169	2.28	2,362,831
65+	5,832	5,832	2,480	0.43	2,480	0.4	1.0	6,073,979	1,041	4.08	6,073,979

Table 5. Summary of Azithromycin or Roflumilast Users in the Sentinel Distributed Database (SDD) between March 1, 2011 and December 31, 2018, by Age Group

Age Group	New Users	New Episodes	New Episodes with an Event	New Episodes with an Event per New User	All Events	Average Number of Events Among New Users	Average Number of Events Among New Users with an Event	Days At Risk	Average Treatment Episode Length (Days)	Event Rate per 10,000 Person-Days	Time to Data End (Days)
At least 1 COPD chronic medication dispensing in pre-index (from -365 to -1), 50% episode gap											
<i>Moderate and severe exacerbations (non-naive users, 50% episode gap, as-treated)</i>											
40-64	4,594	4,594	2,024	0.44	5,885	1.3	2.9	530,983	116	38.12	5,398,594
65+	13,467	13,467	5,671	0.42	13,592	1.0	2.4	1,478,605	110	38.35	14,244,261
<i>Severe exacerbations (non-naive users, 50% episode gap, as-treated)</i>											
40-64	4,594	4,594	813	0.18	1,352	0.3	1.7	966,707	210	8.41	5,398,594
65+	13,467	13,467	2,406	0.18	3,461	0.3	1.4	2,539,928	189	9.47	14,244,261
<i>Hospitalizations (non-naive users, 50% episode gap, as-treated)</i>											
40-64	4,594	4,594	1,128	0.25	2,353	0.5	2.1	882,615	192	12.78	5,398,594
65+	13,467	13,467	3,479	0.26	6,336	0.5	1.8	2,301,893	171	15.11	14,244,261
<i>Death (non-naive users, 50% episode gap, as-treated)</i>											
40-64	4,594	4,594	152	0.03	152	0.0	1.0	1,235,931	269	1.23	5,398,594
65+	13,467	13,467	781	0.06	781	0.1	1.0	3,085,766	229	2.53	14,244,261
<i>Moderate and severe exacerbations (non-naive users, point exposure)</i>											
40-64	4,594	4,594	3,773	0.82	25,301	5.5	6.7	1,267,592	276	29.77	5,398,594
65+	13,467	13,467	11,159	0.83	62,953	4.7	5.6	3,736,165	277	29.87	14,244,261
<i>Severe exacerbations (non-naive users, point exposure)</i>											
40-64	4,594	4,594	2,166	0.47	5,985	1.3	2.8	3,558,791	775	6.09	5,398,594
65+	13,467	13,467	6,956	0.52	16,280	1.2	2.3	9,411,890	699	7.39	14,244,261
<i>Hospitalizations (non-naive users, point exposure)</i>											
40-64	4,594	4,594	2,926	0.64	11,369	2.5	3.9	2,896,798	631	10.10	5,398,594
65+	13,467	13,467	9,526	0.71	32,263	2.4	3.4	7,580,233	563	12.57	14,244,261
<i>Death (non-naive users, point exposure)</i>											
40-64	4,594	4,594	1,097	0.24	1,097	0.2	1.0	5,398,594	1,175	2.03	5,398,594
65+	13,467	13,467	5,625	0.42	5,625	0.4	1.0	14,244,261	1,058	3.95	14,244,261

Table 5. Summary of Azithromycin or Roflumilast Users in the Sentinel Distributed Database (SDD) between March 1, 2011 and December 31, 2018, by Age Group

Age Group	New Users	New Episodes	New Episodes with an Event	New Episodes with an Event per New User	All Events	Average Number of Events Among New Users	Average Number of Events Among New Users with an Event	Days At Risk	Average Treatment Episode Length (Days)	Event Rate per 10,000 Person-Days	Time to Data End (Days)
At least 1 exacerbation episode in pre-index (from -365 to -1)											
<i>Moderate and severe exacerbations (non-naive users, 50% episode gap, as-treated)</i>											
40-64	1,507	1,507	809	0.54	2,766	1.8	3.4	175,236	116	46.17	1,715,073
65+	4,328	4,328	2,156	0.50	5,802	1.3	2.7	475,981	110	45.30	4,362,858
<i>Severe exacerbations (non-naive users, 50% episode gap, as-treated)</i>											
40-64	1,507	1,507	352	0.23	638	0.4	1.8	367,271	244	9.58	1,715,073
65+	4,328	4,328	974	0.23	1,455	0.3	1.5	931,333	215	10.46	4,362,858
<i>Hospitalizations (non-naive users, 50% episode gap, as-treated)</i>											
40-64	1,507	1,507	458	0.30	1,041	0.7	2.3	334,020	222	13.71	1,715,073
65+	4,328	4,328	1,318	0.30	2,591	0.6	2.0	852,826	197	15.45	4,362,858
<i>Death (non-naive users, 50% episode gap, as-treated)</i>											
40-64	1,507	1,507	70	0.05	70	0.0	1.0	500,118	332	1.40	1,715,073
65+	4,328	4,328	325	0.08	325	0.1	1.0	1,170,991	271	2.78	4,362,858
<i>Moderate and severe exacerbations (non-naive users, point exposure)</i>											
40-64	1,507	1,507	1,300	0.86	9,911	6.6	7.6	326,229	216	39.85	1,715,073
65+	4,326	4,326	3,689	0.85	22,247	5.1	6.0	970,606	224	38.01	4,361,835
<i>Severe exacerbations (non-naive users, point exposure)</i>											
40-64	1,507	1,507	803	0.53	2,422	1.6	3.0	1,043,358	692	7.70	1,715,073
65+	4,326	4,326	2,398	0.55	5,769	1.3	2.4	2,724,113	630	8.80	4,361,835
<i>Hospitalizations (non-naive users, point exposure)</i>											
40-64	1,507	1,507	1,013	0.67	4,243	2.8	4.2	880,111	584	11.51	1,715,073
65+	4,326	4,326	3,109	0.72	10,912	2.5	3.5	2,258,823	522	13.76	4,361,835
<i>Death (non-naive users, point exposure)</i>											
40-64	1,507	1,507	433	0.29	433	0.3	1.0	1,715,073	1,138	2.52	1,715,073
65+	4,326	4,326	1,882	0.44	1,882	0.4	1.0	4,361,835	1,008	4.31	4,361,835

Table 6. Summary of Azithromycin or Roflumilast Users in the Sentinel Distributed Database (SDD) between March 1, 2011 and December 31, 2018, by Quarter

Quarter	New Users	New Episodes	New Episodes with an Event	New Episodes with an Event per New User	All Events	Average Number of Events Among New Users	Average Number of Events Among New Users with an Event	Days At Risk	Average Treatment Episode Length (Days)	Event Rate per 10,000 Person-Days	Time to Data End (Days)
At least a total of 183-day COPD chronic medication coverage in pre-index (from -365 to -1)											
<i>Moderate and severe exacerbations (non-naive users, 50% episode gap, as-treated)</i>											
Q1	1,985	1,985	948	0.48	2,722	1.4	2.9	243,572	123	38.92	2,299,283
Q2	1,969	1,969	902	0.46	2,550	1.3	2.8	253,990	129	35.51	2,100,350
Q3	1,799	1,799	852	0.47	2,361	1.3	2.8	217,464	121	39.18	1,879,099
Q4	2,100	2,100	932	0.44	2,553	1.2	2.7	253,721	121	36.73	2,158,078
<i>Severe exacerbations (non-naive users, 50% episode gap, as-treated)</i>											
Q1	1,985	1,985	445	0.22	713	0.4	1.6	467,643	236	9.52	2,299,283
Q2	1,969	1,969	395	0.20	597	0.3	1.5	455,320	231	8.68	2,100,350
Q3	1,799	1,799	352	0.20	532	0.3	1.5	419,599	233	8.39	1,879,099
Q4	2,100	2,100	419	0.20	657	0.3	1.6	460,718	219	9.09	2,158,078
<i>Hospitalizations (non-naive users, 50% episode gap, as-treated)</i>											
Q1	1,985	1,985	597	0.30	1,254	0.6	2.1	423,225	213	14.11	2,299,283
Q2	1,969	1,969	542	0.28	1,093	0.6	2.0	417,090	212	12.99	2,100,350
Q3	1,799	1,799	492	0.27	956	0.5	1.9	379,582	211	12.96	1,879,099
Q4	2,100	2,100	586	0.28	1,152	0.5	2.0	415,722	198	14.10	2,158,078
<i>Death (non-naive users, 50% episode gap, as-treated)</i>											
Q1	1,985	1,985	122	0.06	122	0.1	1.0	599,715	302	2.03	2,299,283
Q2	1,969	1,969	145	0.07	145	0.1	1.0	571,736	290	2.54	2,100,350
Q3	1,799	1,799	115	0.06	115	0.1	1.0	513,670	286	2.24	1,879,099
Q4	2,100	2,100	110	0.05	110	0.1	1.0	578,167	275	1.90	2,158,078
<i>Moderate and severe exacerbations (non-naive users, point exposure)</i>											
Q1	1,985	1,985	1,730	0.87	10,825	5.5	6.3	546,857	275	31.64	2,299,283
Q2	1,969	1,969	1,644	0.83	9,158	4.7	5.6	571,779	290	28.75	2,100,350
Q3	1,799	1,799	1,488	0.83	8,999	5.0	6.0	467,173	260	31.85	1,879,099
Q4	2,100	2,100	1,645	0.78	9,814	4.7	6.0	565,070	269	29.11	2,158,078
<i>Severe exacerbations (non-naive users, point exposure)</i>											

Table 6. Summary of Azithromycin or Roflumilast Users in the Sentinel Distributed Database (SDD) between March 1, 2011 and December 31, 2018, by Quarter

Quarter	New Users	New Episodes	New Episodes with an Event	New Episodes with an Event per New User	All Events	Average Number of Events Among New Users	Average Number of Events Among New Users with an Event	Days At Risk	Average Treatment Episode Length (Days)	Event Rate per 10,000 Person-Days	Time to Data End (Days)
Q1	1,985	1,985	1,121	0.56	2,745	1.4	2.4	1,459,772	735	7.68	2,299,283
Q2	1,969	1,969	990	0.50	2,306	1.2	2.3	1,400,965	712	7.07	2,100,350
Q3	1,799	1,799	917	0.51	2,321	1.3	2.5	1,222,878	680	7.50	1,879,099
Q4	2,100	2,100	1,035	0.49	2,627	1.3	2.5	1,428,837	680	7.24	2,158,078
<i>Hospitalizations (non-naive users, point exposure)</i>											
Q1	1,985	1,985	1,429	0.72	5,201	2.6	3.6	1,209,763	609	11.81	2,299,283
Q2	1,969	1,969	1,324	0.67	4,534	2.3	3.4	1,172,479	595	11.29	2,100,350
Q3	1,799	1,799	1,241	0.69	4,362	2.4	3.5	1,000,628	556	12.40	1,879,099
Q4	2,100	2,100	1,394	0.66	4,883	2.3	3.5	1,168,783	557	11.93	2,158,078
<i>Death (non-naive users, point exposure)</i>											
Q1	1,985	1,985	801	0.40	801	0.4	1.0	2,299,283	1,158	3.48	2,299,283
Q2	1,969	1,969	757	0.38	757	0.4	1.0	2,100,350	1,067	3.60	2,100,350
Q3	1,799	1,799	705	0.39	705	0.4	1.0	1,879,099	1,045	3.75	1,879,099
Q4	2,100	2,100	756	0.36	756	0.4	1.0	2,158,078	1,028	3.50	2,158,078
At least 1 COPD chronic medication dispensing in pre-index (from -365 to -1), 50% episode gap											
<i>Moderate and severe exacerbations (non-naive users, 50% episode gap, as-treated)</i>											
Q1	4,551	4,551	2,022	0.44	5,249	1.2	2.6	501,432	110	40.32	5,335,011
Q2	4,598	4,598	1,917	0.42	4,897	1.1	2.6	536,127	117	35.76	4,988,441
Q3	4,260	4,260	1,838	0.43	4,631	1.1	2.5	465,144	109	39.51	4,493,322
Q4	4,652	4,652	1,918	0.41	4,700	1.0	2.5	506,885	109	37.84	4,826,081
<i>Severe exacerbations (non-naive users, 50% episode gap, as-treated)</i>											
Q1	4,551	4,551	875	0.19	1,354	0.3	1.5	908,306	200	9.63	5,335,011
Q2	4,598	4,598	781	0.17	1,162	0.3	1.5	909,264	198	8.59	4,988,441
Q3	4,260	4,260	750	0.18	1,088	0.3	1.5	835,679	196	8.97	4,493,322
Q4	4,652	4,652	813	0.17	1,209	0.3	1.5	853,386	183	9.53	4,826,081

Table 6. Summary of Azithromycin or Roflumilast Users in the Sentinel Distributed Database (SDD) between March 1, 2011 and December 31, 2018, by Quarter

Quarter	New Users	New Episodes	New Episodes with an Event	New Episodes with an Event per New User	All Events	Average Number of Events Among New Users	Average Number of Events Among New Users with an Event	Days At Risk	Average Treatment Episode Length (Days)	Event Rate per 10,000 Person-Days	Time to Data End (Days)
<i>Hospitalizations (non-naive users, 50% episode gap, as-treated)</i>											
Q1	4,551	4,551	1,218	0.27	2,406	0.5	2.0	822,134	181	14.82	5,335,011
Q2	4,598	4,598	1,121	0.24	2,162	0.5	1.9	834,017	181	13.44	4,988,441
Q3	4,260	4,260	1,094	0.26	1,969	0.5	1.8	757,943	178	14.43	4,493,322
Q4	4,652	4,652	1,174	0.25	2,152	0.5	1.8	770,414	166	15.24	4,826,081
<i>Death (non-naive users, 50% episode gap, as-treated)</i>											
Q1	4,551	4,551	231	0.05	231	0.1	1.0	1,139,979	250	2.03	5,335,011
Q2	4,598	4,598	251	0.05	251	0.1	1.0	1,110,218	241	2.26	4,988,441
Q3	4,260	4,260	241	0.06	241	0.1	1.0	1,022,921	240	2.36	4,493,322
Q4	4,652	4,652	210	0.05	210	0.0	1.0	1,048,579	225	2.00	4,826,081
<i>Moderate and severe exacerbations (non-naive users, point exposure)</i>											
Q1	4,551	4,551	3,947	0.87	24,281	5.3	6.2	1,279,607	281	30.85	5,335,011
Q2	4,598	4,598	3,851	0.84	21,856	4.8	5.7	1,333,987	290	28.87	4,988,441
Q3	4,260	4,260	3,544	0.83	20,893	4.9	5.9	1,119,274	263	31.66	4,493,322
Q4	4,652	4,652	3,590	0.77	21,224	4.6	5.9	1,270,889	273	28.25	4,826,081
<i>Severe exacerbations (non-naive users, point exposure)</i>											
Q1	4,551	4,551	2,461	0.54	5,969	1.3	2.4	3,468,606	762	7.10	5,335,011
Q2	4,598	4,598	2,310	0.50	5,528	1.2	2.4	3,308,956	720	6.98	4,988,441
Q3	4,260	4,260	2,137	0.50	5,348	1.3	2.5	2,960,511	695	7.22	4,493,322
Q4	4,652	4,652	2,214	0.48	5,420	1.2	2.4	3,232,608	695	6.85	4,826,081
<i>Hospitalizations (non-naive users, point exposure)</i>											
Q1	4,551	4,551	3,272	0.72	11,740	2.6	3.6	2,787,753	613	11.74	5,335,011
Q2	4,598	4,598	3,157	0.69	10,985	2.4	3.5	2,705,524	588	11.67	4,988,441
Q3	4,260	4,260	2,939	0.69	10,248	2.4	3.5	2,392,989	562	12.28	4,493,322
Q4	4,652	4,652	3,084	0.66	10,659	2.3	3.5	2,590,765	557	11.90	4,826,081

Table 6. Summary of Azithromycin or Roflumilast Users in the Sentinel Distributed Database (SDD) between March 1, 2011 and December 31, 2018, by Quarter

Quarter	New Users	New Episodes	New Episodes with an Event	New Episodes with an Event per New User	All Events	Average Number of Events Among New Users	Average Number of Events Among New Users with an Event	Days At Risk	Average Treatment Episode Length (Days)	Event Rate per 10,000 Person-Days	Time to Data End (Days)
<i>Death (non-naive users, point exposure)</i>											
Q1	4,551	4,551	1,756	0.39	1,756	0.4	1.0	5,335,011	1,172	3.29	5,335,011
Q2	4,598	4,598	1,699	0.37	1,699	0.4	1.0	4,988,441	1,085	3.41	4,988,441
Q3	4,260	4,260	1,655	0.39	1,655	0.4	1.0	4,493,322	1,055	3.68	4,493,322
Q4	4,652	4,652	1,612	0.35	1,612	0.3	1.0	4,826,081	1,037	3.34	4,826,081
At least 1 exacerbation episode in pre-index (from -365 to -1)											
<i>Moderate and severe exacerbations (non-naive users, 50% episode gap, as-treated)</i>											
Q1	1,467	1,467	749	0.51	2,200	1.5	2.9	158,247	108	47.33	1,650,925
Q2	1,485	1,485	763	0.51	2,220	1.5	2.9	177,340	119	43.02	1,530,436
Q3	1,338	1,338	696	0.52	1,998	1.5	2.9	140,345	105	49.59	1,354,327
Q4	1,545	1,545	757	0.49	2,150	1.4	2.8	175,285	113	43.19	1,542,243
<i>Severe exacerbations (non-naive users, 50% episode gap, as-treated)</i>											
Q1	1,467	1,467	347	0.24	581	0.4	1.7	319,769	218	10.85	1,650,925
Q2	1,485	1,485	345	0.23	528	0.4	1.5	341,546	230	10.10	1,530,436
Q3	1,338	1,338	287	0.21	443	0.3	1.5	301,040	225	9.53	1,354,327
Q4	1,545	1,545	347	0.22	541	0.4	1.6	336,249	218	10.32	1,542,243
<i>Hospitalizations (non-naive users, 50% episode gap, as-treated)</i>											
Q1	1,467	1,467	453	0.31	979	0.7	2.2	293,478	200	15.44	1,650,925
Q2	1,485	1,485	463	0.31	947	0.6	2.0	312,372	210	14.82	1,530,436
Q3	1,338	1,338	387	0.29	772	0.6	2.0	272,374	204	14.21	1,354,327
Q4	1,545	1,545	473	0.31	934	0.6	2.0	308,622	200	15.33	1,542,243
<i>Death (non-naive users, 50% episode gap, as-treated)</i>											
Q1	1,467	1,467	96	0.07	96	0.1	1.0	422,531	288	2.27	1,650,925
Q2	1,485	1,485	116	0.08	116	0.1	1.0	446,702	301	2.60	1,530,436
Q3	1,338	1,338	95	0.07	95	0.1	1.0	371,960	278	2.55	1,354,327
Q4	1,545	1,545	88	0.06	88	0.1	1.0	429,916	278	2.05	1,542,243
<i>Moderate and severe exacerbations (non-naive users, point exposure)</i>											

Table 6. Summary of Azithromycin or Roflumilast Users in the Sentinel Distributed Database (SDD) between March 1, 2011 and December 31, 2018, by Quarter

Quarter	New Users	New Episodes	New Episodes with an Event	New Episodes with an Event per New User	All Events	Average Number of Events Among New Users	Average Number of Events Among New Users with an Event	Days At Risk	Average Treatment Episode Length (Days)	Event Rate per 10,000 Person-Days	Time to Data End (Days)
Q1	1,466	1,466	1,319	0.90	8,898	6.1	6.7	329,066	224	40.08	1,650,525
Q2	1,484	1,484	1,280	0.86	7,697	5.2	6.0	351,210	237	36.45	1,529,813
Q3	1,338	1,338	1,142	0.85	7,518	5.6	6.6	276,257	206	41.34	1,354,327
Q4	1,545	1,545	1,248	0.81	8,045	5.2	6.4	340,302	220	36.67	1,542,243
<i>Severe exacerbations (non-naive users, point exposure)</i>											
Q1	1,466	1,466	874	0.60	2,214	1.5	2.5	996,800	680	8.77	1,650,525
Q2	1,484	1,484	799	0.54	1,904	1.3	2.4	968,513	653	8.25	1,529,813
Q3	1,338	1,338	718	0.54	1,949	1.5	2.7	837,153	626	8.58	1,354,327
Q4	1,545	1,545	810	0.52	2,124	1.4	2.6	965,005	625	8.39	1,542,243
<i>Hospitalizations (non-naive users, point exposure)</i>											
Q1	1,466	1,466	1,078	0.74	4,063	2.8	3.8	838,417	572	12.86	1,650,525
Q2	1,484	1,484	1,038	0.70	3,710	2.5	3.6	807,430	544	12.86	1,529,813
Q3	1,338	1,338	951	0.71	3,556	2.7	3.7	686,193	513	13.86	1,354,327
Q4	1,545	1,545	1,055	0.68	3,826	2.5	3.6	806,894	522	13.07	1,542,243
<i>Death (non-naive users, point exposure)</i>											
Q1	1,466	1,466	602	0.41	602	0.4	1.0	1,650,525	1,126	3.65	1,650,525
Q2	1,484	1,484	588	0.40	588	0.4	1.0	1,529,813	1,031	3.84	1,529,813
Q3	1,338	1,338	551	0.41	551	0.4	1.0	1,354,327	1,012	4.07	1,354,327
Q4	1,545	1,545	574	0.37	574	0.4	1.0	1,542,243	998	3.72	1,542,243

Table 7a. Number of Episodes by Length of Follow-Up Time for Azithromycin or Roflumilast Users in the Sentinel Distributed Database (SDD) between March 1, 2011 and December 31, 2018

	Total Number of Episodes	1-365 days		366-1,095 days		1,096-1,825 days		1,826+ days	
		Number of Episodes	% Total Episodes	Number of Episodes	% Total Episodes	Number of Episodes	% Total Episodes	Number of Episodes	% Total Episodes
<i>Moderate and severe exacerbations (non-naive users, 50% episode gap, as-treated)</i>									
At least 1 exacerbation episode in pre-index (from -365 to -1)	5,835	5,442	93.3%	375	6.4%	17	0.3%	1	0.0%
At least a total of 183-day COPD chronic medication coverage in pre-index (from -365 to -1)	7,853	7,226	92.0%	582	7.4%	39	0.5%	6	0.1%
At least 1 COPD chronic medication dispensing in pre-index (from -365 to -1)	18,061	16,886	93.5%	1,096	6.1%	67	0.4%	12	0.1%
<i>Severe exacerbations (non-naive users, 50% episode gap, as-treated)</i>									
At least 1 exacerbation episode in pre-index (from -365 to -1)	5,835	4,722	80.9%	922	15.8%	151	2.6%	40	0.7%
At least a total of 183-day COPD chronic medication coverage in pre-index (from -365 to -1)	7,853	6,324	80.5%	1,240	15.8%	218	2.8%	71	0.9%
At least 1 COPD chronic medication dispensing in pre-index (from -365 to -1)	18,061	15,284	84.6%	2,292	12.7%	368	2.0%	117	0.6%
<i>Hospitalizations (non-naive users, 50% episode gap, as-treated)</i>									
At least 1 exacerbation episode in pre-index (from -365 to -1)	5,835	4,849	83.1%	831	14.2%	123	2.1%	32	0.5%
At least a total of 183-day COPD chronic medication coverage in pre-index (from -365 to -1)	7,853	6,500	82.8%	1,126	14.3%	178	2.3%	49	0.6%
At least 1 COPD chronic medication dispensing in pre-index (from -365 to -1)	18,061	15,621	86.5%	2,073	11.5%	286	1.6%	81	0.4%

Table 7a. Number of Episodes by Length of Follow-Up Time for Azithromycin or Roflumilast Users in the Sentinel Distributed Database (SDD) between March 1, 2011 and December 31, 2018

	Total Number of Episodes	1-365 days		366-1,095 days		1,096-1,825 days		1,826+ days	
		Number of Episodes	% Total Episodes	Number of Episodes	% Total Episodes	Number of Episodes	% Total Episodes	Number of Episodes	% Total Episodes
<i>Death (non-naive users, 50% episode gap, as-treated)</i>									
At least 1 exacerbation episode in pre-index (from -365 to -1)	5,835	4,406	75.5%	1,095	18.8%	247	4.2%	87	1.5%
At least a total of 183-day COPD chronic medication coverage in pre-index (from -365 to -1)	7,853	5,942	75.7%	1,444	18.4%	333	4.2%	134	1.7%
At least 1 COPD chronic medication dispensing in pre-index (from -365 to -1)	18,061	14,583	80.7%	2,680	14.8%	581	3.2%	217	1.2%
<i>Moderate and severe exacerbations (non-naive users, point exposure)</i>									
At least 1 exacerbation episode in pre-index (from -365 to -1)	5,833	4,640	79.5%	1,098	18.8%	74	1.3%	21	0.4%
At least a total of 183-day COPD chronic medication coverage in pre-index (from -365 to -1)	7,853	5,814	74.0%	1,786	22.7%	189	2.4%	64	0.8%
At least 1 COPD chronic medication dispensing in pre-index (from -365 to -1)	18,061	13,391	74.1%	4,025	22.3%	487	2.7%	158	0.9%
<i>Severe exacerbations (non-naive users, point exposure)</i>									
At least 1 exacerbation episode in pre-index (from -365 to -1)	5,833	2,356	40.4%	2,390	41.0%	731	12.5%	356	6.1%
At least a total of 183-day COPD chronic medication coverage in pre-index (from -365 to -1)	7,853	2,942	37.5%	3,211	40.9%	1,099	14.0%	601	7.7%
At least 1 COPD chronic medication dispensing in pre-index (from -365 to -1)	18,061	6,802	37.7%	7,151	39.6%	2,570	14.2%	1,538	8.5%

Table 7a. Number of Episodes by Length of Follow-Up Time for Azithromycin or Roflumilast Users in the Sentinel Distributed Database (SDD) between March 1, 2011 and December 31, 2018

	Total Number of Episodes	1-365 days		366-1,095 days		1,096-1,825 days		1,826+ days	
		Number of Episodes	% Total Episodes	Number of Episodes	% Total Episodes	Number of Episodes	% Total Episodes	Number of Episodes	% Total Episodes
<i>Hospitalizations (non-naive users, point exposure)</i>									
At least 1 exacerbation episode in pre-index (from -365 to -1)	5,833	2,826	48.4%	2,219	38.0%	569	9.8%	219	3.8%
At least a total of 183-day COPD chronic medication coverage in pre-index (from -365 to -1)	7,853	3,585	45.7%	3,044	38.8%	860	11.0%	364	4.6%
At least 1 COPD chronic medication dispensing in pre-index (from -365 to -1)	18,061	8,418	46.6%	6,777	37.5%	1,952	10.8%	914	5.1%
<i>Death (non-naive users, point exposure)</i>									
At least 1 exacerbation episode in pre-index (from -365 to -1)	5,833	976	16.7%	2,579	44.2%	1,352	23.2%	926	15.9%
At least a total of 183-day COPD chronic medication coverage in pre-index (from -365 to -1)	7,853	1,286	16.4%	3,345	42.6%	1,842	23.5%	1,380	17.6%
At least 1 COPD chronic medication dispensing in pre-index (from -365 to -1)	18,061	3,034	16.8%	7,456	41.3%	4,229	23.4%	3,342	18.5%

Table 7b. Distribution of Length of Follow-up Time in Days for Azithromycin or Roflumilast Users in the Sentinel Distributed Database (SDD) between March 1, 2011 and December 31, 2018, by Episode

	Minimum	Q1	Median	Q3	Maximum	Mean	Standard Deviation
<i>Moderate and severe exacerbations (non-naive users, 50% episode gap, as-treated)</i>							
At least 1 exacerbation episode in pre-index (from -365 to -1)	1	38	44	118	2,208	112	155
At least a total of 183-day COPD chronic medication coverage in pre-index (from -365 to -1)	1	42	49	131	2,375	123	180
At least 1 COPD chronic medication dispensing in pre-index (from -365 to -1)	1	42	44	109	2,967	111	165
<i>Severe exacerbations (non-naive users, 50% episode gap, as-treated)</i>							
At least 1 exacerbation episode in pre-index (from -365 to -1)	1	44	81	251	2,882	223	336
At least a total of 183-day COPD chronic medication coverage in pre-index (from -365 to -1)	1	44	83	254	2,882	230	352
At least 1 COPD chronic medication dispensing in pre-index (from -365 to -1)	1	44	74	196	3,039	194	311
<i>Hospitalizations (non-naive users, 50% episode gap, as-treated)</i>							
At least 1 exacerbation episode in pre-index (from -365 to -1)	1	44	75	224	2,882	203	311
At least a total of 183-day COPD chronic medication coverage in pre-index (from -365 to -1)	1	44	77	224	2,882	208	320
At least 1 COPD chronic medication dispensing in pre-index (from -365 to -1)	1	44	74	177	2,933	176	280
<i>Death (non-naive users, 50% episode gap, as-treated)</i>							
At least 1 exacerbation episode in pre-index (from -365 to -1)	1	44	104	354	2,949	286	422
At least a total of 183-day COPD chronic medication coverage in pre-index (from -365 to -1)	1	44	104	350	2,952	288	430
At least 1 COPD chronic medication dispensing in pre-index (from -365 to -1)	1	44	81	254	3,039	239	379
<i>Moderate and severe exacerbations (non-naive users, point exposure)</i>							
At least 1 exacerbation episode in pre-index (from -365 to -1)	1	45	118	302	2,681	222	279
At least a total of 183-day COPD chronic medication coverage in pre-index (from -365 to -1)	1	55	147	377	3,191	274	342
At least 1 COPD chronic medication dispensing in pre-index (from -365 to -1)	1	54	146	377	3,191	277	353
<i>Severe exacerbations (non-naive users, point exposure)</i>							
At least 1 exacerbation episode in pre-index (from -365 to -1)	1	170	468	915	3,133	646	612
At least a total of 183-day COPD chronic medication coverage in pre-index (from -365 to -1)	1	196	512	995	3,191	702	649
At least 1 COPD chronic medication dispensing in pre-index (from -365 to -1)	1	199	518	1,028	3,195	718	667

Table 7b. Distribution of Length of Follow-up Time in Days for Azithromycin or Roflumilast Users in the Sentinel Distributed Database (SDD) between March 1, 2011 and December 31, 2018, by Episode

	Minimum	Q1	Median	Q3	Maximum	Mean	Standard Deviation
<i>Hospitalizations (non-naive users, point exposure)</i>							
At least 1 exacerbation episode in pre-index (from -365 to -1)	1	129	382	753	3,079	538	545
At least a total of 183-day COPD chronic medication coverage in pre-index (from -365 to -1)	1	145	412	809	3,178	580	573
At least 1 COPD chronic medication dispensing in pre-index (from -365 to -1)	1	141	403	814	3,178	580	581
<i>Death (non-naive users, point exposure)</i>							
At least 1 exacerbation episode in pre-index (from -365 to -1)	1	471	881	1,484	3,133	1,042	726
At least a total of 183-day COPD chronic medication coverage in pre-index (from -365 to -1)	1	478	907	1,534	3,191	1,074	744
At least 1 COPD chronic medication dispensing in pre-index (from -365 to -1)	1	478	926	1,579	3,228	1,088	755

Table 8. Summary of Reasons for End of Follow-Up of Azithromycin or Roflumilast Users in the Sentinel Distributed Database (SDD) between March 1, 2011 and December 31, 2018¹

	Disenrollment			Death		Data Partner End Date	
	Total Number of Episodes	Number of Episodes	% Total Episodes	Number of Episodes	% Total Episodes	Number of Episodes	% Total Episodes
<i>Moderate and severe exacerbations (non-naive users, 50% episode gap, as-treated)</i>							
At least 1 exacerbation episode in pre-index (from -365 to -1)	5,835	186	3.2%	74	1.3%	75	1.3%
At least a total of 183-day COPD chronic medication coverage in pre-index (from -365 to -1)	7,853	300	3.8%	96	1.2%	121	1.5%
At least 1 COPD chronic medication dispensing in pre-index (from -365 to -1)	18,061	615	3.4%	196	1.1%	221	1.2%
<i>Severe exacerbations (non-naive users, 50% episode gap, as-treated)</i>							
At least 1 exacerbation episode in pre-index (from -365 to -1)	5,835	435	7.5%	152	2.6%	230	3.9%
At least a total of 183-day COPD chronic medication coverage in pre-index (from -365 to -1)	7,853	625	8.0%	198	2.5%	311	4.0%
At least 1 COPD chronic medication dispensing in pre-index (from -365 to -1)	18,061	1,196	6.6%	385	2.1%	558	3.1%
<i>Hospitalizations (non-naive users, 50% episode gap, as-treated)</i>							
At least 1 exacerbation episode in pre-index (from -365 to -1)	5,835	344	5.9%	90	1.5%	162	2.8%
At least a total of 183-day COPD chronic medication coverage in pre-index (from -365 to -1)	7,853	495	6.3%	116	1.5%	218	2.8%
At least 1 COPD chronic medication dispensing in pre-index (from -365 to -1)	18,061	947	5.2%	225	1.2%	387	2.1%
<i>Death (non-naive users, 50% episode gap, as-treated)</i>							
At least 1 exacerbation episode in pre-index (from -365 to -1)	5,835	610	10.5%	395	6.8%	336	5.8%
At least a total of 183-day COPD chronic medication coverage in pre-index (from -365 to -1)	7,853	846	10.8%	492	6.3%	445	5.7%
At least 1 COPD chronic medication dispensing in pre-index (from -365 to -1)	18,061	1,568	8.7%	933	5.2%	776	4.3%
<i>Moderate and severe exacerbations (non-naive users, point exposure)</i>							
At least 1 exacerbation episode in pre-index (from -365 to -1)	5,833	637	10.9%	173	3.0%	389	6.7%
At least a total of 183-day COPD chronic medication coverage in pre-index (from -365 to -1)	7,853	1,033	13.2%	269	3.4%	605	7.7%
At least 1 COPD chronic medication dispensing in pre-index (from -365 to -1)	18,061	2,444	13.5%	594	3.3%	1,379	7.6%

Table 8. Summary of Reasons for End of Follow-Up of Azithromycin or Roflumilast Users in the Sentinel Distributed Database (SDD) between March 1, 2011 and December 31, 2018¹

	Disenrollment			Death		Data Partner End Date	
	Total Number of Episodes	Number of Episodes	% Total Episodes	Number of Episodes	% Total Episodes	Number of Episodes	% Total Episodes
<i>Severe exacerbations (non-naive users, point exposure)</i>							
At least 1 exacerbation episode in pre-index (from -365 to -1)	5,833	2,012	34.5%	532	9.1%	1,296	22.2%
At least a total of 183-day COPD chronic medication coverage in pre-index (from -365 to -1)	7,853	2,909	37.0%	771	9.8%	1,846	23.5%
At least 1 COPD chronic medication dispensing in pre-index (from -365 to -1)	18,061	6,893	38.2%	1,794	9.9%	4,322	23.9%
<i>Hospitalizations (non-naive users, point exposure)</i>							
At least 1 exacerbation episode in pre-index (from -365 to -1)	5,833	1,387	23.8%	267	4.6%	801	13.7%
At least a total of 183-day COPD chronic medication coverage in pre-index (from -365 to -1)	7,853	2,009	25.6%	385	4.9%	1,138	14.5%
At least 1 COPD chronic medication dispensing in pre-index (from -365 to -1)	18,061	4,606	25.5%	844	4.7%	2,569	14.2%
<i>Death (non-naive users, point exposure)</i>							
At least 1 exacerbation episode in pre-index (from -365 to -1)	5,833	3,443	59.0%	2,315	39.7%	2,185	37.5%
At least a total of 183-day COPD chronic medication coverage in pre-index (from -365 to -1)	7,853	4,727	60.2%	3,019	38.4%	2,988	38.0%
At least 1 COPD chronic medication dispensing in pre-index (from -365 to -1)	18,061	11,096	61.4%	6,722	37.2%	6,942	38.4%

¹An episode may be censored due to more than one reason if they occur on the same date. Therefore, the sum of the reasons for censoring may be greater than the total number of episodes.

Table 8. Summary of Reasons for End of Follow-Up of Azithromycin or Roflumilast Users in the Sentinel Distributed Database (SDD) between March 1, 2011 and December 31, 2018¹ (Continued)

	Query End Date			Episode End Date		Event	
	Total Number of Episodes	Number of Episodes	% Total Episodes	Number of Episodes	% Total Episodes	Number of Episodes	% Total Episodes
Moderate and severe exacerbations (non-naive users, 50% episode gap, as-treated)							
At least 1 exacerbation episode in pre-index (from -365 to -1)	5,835	69	1.2%	2,610	44.7%	2,965	50.8%
At least a total of 183-day COPD chronic medication coverage in pre-index (from -365 to -1)	7,853	107	1.4%	3,825	48.7%	3,634	46.3%
At least 1 COPD chronic medication dispensing in pre-index (from -365 to -1)	18,061	194	1.1%	9,567	53.0%	7,695	42.6%
Severe exacerbations (non-naive users, 50% episode gap, as-treated)							
At least 1 exacerbation episode in pre-index (from -365 to -1)	5,835	213	3.7%	3,910	67.0%	1,326	22.7%
At least a total of 183-day COPD chronic medication coverage in pre-index (from -365 to -1)	7,853	285	3.6%	5,406	68.8%	1,611	20.5%
At least 1 COPD chronic medication dispensing in pre-index (from -365 to -1)	18,061	497	2.8%	13,236	73.3%	3,219	17.8%
Hospitalizations (non-naive users, 50% episode gap, as-treated)							
At least 1 exacerbation episode in pre-index (from -365 to -1)	5,835	142	2.4%	3,628	62.2%	1,776	30.4%
At least a total of 183-day COPD chronic medication coverage in pre-index (from -365 to -1)	7,853	189	2.4%	5,029	64.0%	2,217	28.2%
At least 1 COPD chronic medication dispensing in pre-index (from -365 to -1)	18,061	324	1.8%	12,289	68.0%	4,607	25.5%
Death (non-naive users, 50% episode gap, as-treated)							
At least 1 exacerbation episode in pre-index (from -365 to -1)	5,835	306	5.2%	4,820	82.6%	395	6.8%
At least a total of 183-day COPD chronic medication coverage in pre-index (from -365 to -1)	7,853	404	5.1%	6,504	82.8%	492	6.3%
At least 1 COPD chronic medication dispensing in pre-index (from -365 to -1)	18,061	694	3.8%	15,528	86.0%	933	5.2%
Moderate and severe exacerbations (non-naive users, point exposure)							
At least 1 exacerbation episode in pre-index (from -365 to -1)	5,833	370	6.3%	0	0.0%	4,989	85.5%
At least a total of 183-day COPD chronic medication coverage in pre-index (from -365 to -1)	7,853	573	7.3%	0	0.0%	6,507	82.9%
At least 1 COPD chronic medication dispensing in pre-index (from -365 to -1)	18,061	1,294	7.2%	0	0.0%	14,932	82.7%

Table 8. Summary of Reasons for End of Follow-Up of Azithromycin or Roflumilast Users in the Sentinel Distributed Database (SDD) between March 1, 2011 and December 31, 2018¹ (Continued)

	Query End Date			Episode End Date		Event	
	Total Number of Episodes	Number of Episodes	% Total Episodes	Number of Episodes	% Total Episodes	Number of Episodes	% Total Episodes
Severe exacerbations (non-naive users, point exposure)							
At least 1 exacerbation episode in pre-index (from -365 to -1)	5,833	1,207	20.7%	0	0.0%	3,201	54.9%
At least a total of 183-day COPD chronic medication coverage in pre-index (from -365 to -1)	7,853	1,733	22.1%	0	0.0%	4,063	51.7%
At least 1 COPD chronic medication dispensing in pre-index (from -365 to -1)	18,061	4,011	22.2%	0	0.0%	9,122	50.5%
Hospitalizations (non-naive users, point exposure)							
At least 1 exacerbation episode in pre-index (from -365 to -1)	5,833	729	12.5%	0	0.0%	4,122	70.7%
At least a total of 183-day COPD chronic medication coverage in pre-index (from -365 to -1)	7,853	1,040	13.2%	0	0.0%	5,388	68.6%
At least 1 COPD chronic medication dispensing in pre-index (from -365 to -1)	18,061	2,322	12.9%	0	0.0%	12,452	68.9%
Death (non-naive users, point exposure)							
At least 1 exacerbation episode in pre-index (from -365 to -1)	5,833	2,046	35.1%	0	0.0%	2,315	39.7%
At least a total of 183-day COPD chronic medication coverage in pre-index (from -365 to -1)	7,853	2,822	35.9%	0	0.0%	3,019	38.4%
At least 1 COPD chronic medication dispensing in pre-index (from -365 to -1)	18,061	6,476	35.9%	0	0.0%	6,722	37.2%

¹An episode may be censored due to more than one reason if they occur on the same date. Therefore, the sum of the reasons for censoring may be greater than the total number of episodes.

Table 9a. Number of Episodes by Length of Observation Time for Azithromycin or Roflumilast Users in the Sentinel Distributed Database (SDD) between March 1, 2011 and December 31, 2018¹

	1-365 days			366-1,095 days		1,096-1,825 days		1,826+ days	
	Total Number of Episodes	Number of Episodes	% Total Episodes	Number of Episodes	% Total Episodes	Number of Episodes	% Total Episodes	Number of Episodes	% Total Episodes
<i>Moderate and severe exacerbations (non-naive users, 50% episode gap, as-treated)</i>									
At least 1 exacerbation episode in pre-index (from -365 to -1)	5,835	976	16.7%	2,581	44.2%	1,352	23.2%	926	15.9%
At least a total of 183-day COPD chronic medication coverage in pre-index (from -365 to -1)	7,853	1,286	16.4%	3,345	42.6%	1,842	23.5%	1,380	17.6%
At least 1 COPD chronic medication dispensing in pre-index (from -365 to -1)	18,061	3,034	16.8%	7,456	41.3%	4,229	23.4%	3,342	18.5%
<i>Severe exacerbations (non-naive users, 50% episode gap, as-treated)</i>									
At least 1 exacerbation episode in pre-index (from -365 to -1)	5,835	976	16.7%	2,581	44.2%	1,352	23.2%	926	15.9%
At least a total of 183-day COPD chronic medication coverage in pre-index (from -365 to -1)	7,853	1,286	16.4%	3,345	42.6%	1,842	23.5%	1,380	17.6%
At least 1 COPD chronic medication dispensing in pre-index (from -365 to -1)	18,061	3,034	16.8%	7,456	41.3%	4,229	23.4%	3,342	18.5%
<i>Hospitalizations (non-naive users, 50% episode gap, as-treated)</i>									
At least 1 exacerbation episode in pre-index (from -365 to -1)	5,835	976	16.7%	2,581	44.2%	1,352	23.2%	926	15.9%
At least a total of 183-day COPD chronic medication coverage in pre-index (from -365 to -1)	7,853	1,286	16.4%	3,345	42.6%	1,842	23.5%	1,380	17.6%
At least 1 COPD chronic medication dispensing in pre-index (from -365 to -1)	18,061	3,034	16.8%	7,456	41.3%	4,229	23.4%	3,342	18.5%
<i>Death (non-naive users, 50% episode gap, as-treated)</i>									
At least 1 exacerbation episode in pre-index (from -365 to -1)	5,835	976	16.7%	2,581	44.2%	1,352	23.2%	926	15.9%
At least a total of 183-day COPD chronic medication coverage in pre-index (from -365 to -1)	7,853	1,286	16.4%	3,345	42.6%	1,842	23.5%	1,380	17.6%
At least 1 COPD chronic medication dispensing in pre-index (from -365 to -1)	18,061	3,034	16.8%	7,456	41.3%	4,229	23.4%	3,342	18.5%

Table 9a. Number of Episodes by Length of Observation Time for Azithromycin or Roflumilast Users in the Sentinel Distributed Database (SDD) between March 1, 2011 and December 31, 2018¹

	1-365 days			366-1,095 days		1,096-1,825 days		1,826+ days	
	Total Number of Episodes	Number of Episodes	% Total Episodes	Number of Episodes	% Total Episodes	Number of Episodes	% Total Episodes	Number of Episodes	% Total Episodes
<i>Moderate and severe exacerbations (non-naïve users, point exposure)</i>									
At least 1 exacerbation episode in pre-index (from -365 to -1)	5,833	976	16.7%	2,579	44.2%	1,352	23.2%	926	15.9%
At least a total of 183-day COPD chronic medication coverage in pre-index (from -365 to -1)	7,853	1,286	16.4%	3,345	42.6%	1,842	23.5%	1,380	17.6%
At least 1 COPD chronic medication dispensing in pre-index (from -365 to -1)	18,061	3,034	16.8%	7,456	41.3%	4,229	23.4%	3,342	18.5%
<i>Severe exacerbations (non-naïve users, point exposure)</i>									
At least 1 exacerbation episode in pre-index (from -365 to -1)	5,833	976	16.7%	2,579	44.2%	1,352	23.2%	926	15.9%
At least a total of 183-day COPD chronic medication coverage in pre-index (from -365 to -1)	7,853	1,286	16.4%	3,345	42.6%	1,842	23.5%	1,380	17.6%
At least 1 COPD chronic medication dispensing in pre-index (from -365 to -1)	18,061	3,034	16.8%	7,456	41.3%	4,229	23.4%	3,342	18.5%
<i>Hospitalizations (non-naïve users, point exposure)</i>									
At least 1 exacerbation episode in pre-index (from -365 to -1)	5,833	976	16.7%	2,579	44.2%	1,352	23.2%	926	15.9%
At least a total of 183-day COPD chronic medication coverage in pre-index (from -365 to -1)	7,853	1,286	16.4%	3,345	42.6%	1,842	23.5%	1,380	17.6%
At least 1 COPD chronic medication dispensing in pre-index (from -365 to -1)	18,061	3,034	16.8%	7,456	41.3%	4,229	23.4%	3,342	18.5%
<i>Death (non-naïve users, point exposure)</i>									
At least 1 exacerbation episode in pre-index (from -365 to -1)	5,833	976	16.7%	2,579	44.2%	1,352	23.2%	926	15.9%
At least a total of 183-day COPD chronic medication coverage in pre-index (from -365 to -1)	7,853	1,286	16.4%	3,345	42.6%	1,842	23.5%	1,380	17.6%
At least 1 COPD chronic medication dispensing in pre-index (from -365 to -1)	18,061	3,034	16.8%	7,456	41.3%	4,229	23.4%	3,342	18.5%

¹Observation Time is for characterization purposes only. It does not represent at-risk time and does not take into account episode end date, outcome occurrence, or blackout period when calculating.

Table 9b. Distribution of Length of Observation Time in Days for Azithromycin or Roflumilast Users in the Sentinel Distributed Database (SDD) between March 1, 2011 and December 31, 2018, by Episode¹

	Minimum	Q1	Median	Q3	Maximum	Mean	Standard Deviation
<i>Moderate and severe exacerbations (non-naive users, 50% episode gap, as-treated)</i>							
At least 1 exacerbation episode in pre-index (from -365 to -1)	1	471	881	1,484	3,133	1,042	726
At least a total of 183-day COPD chronic medication coverage in pre-index (from -365 to -1)	1	478	907	1,534	3,191	1,074	744
At least 1 COPD chronic medication dispensing in pre-index (from -365 to -1)	1	478	926	1,579	3,228	1,088	755
<i>Severe exacerbations (non-naive users, 50% episode gap, as-treated)</i>							
At least 1 exacerbation episode in pre-index (from -365 to -1)	1	471	881	1,484	3,133	1,042	726
At least a total of 183-day COPD chronic medication coverage in pre-index (from -365 to -1)	1	478	907	1,534	3,191	1,074	744
At least 1 COPD chronic medication dispensing in pre-index (from -365 to -1)	1	478	926	1,579	3,228	1,088	755
<i>Hospitalizations (non-naive users, 50% episode gap, as-treated)</i>							
At least 1 exacerbation episode in pre-index (from -365 to -1)	1	471	881	1,484	3,133	1,042	726
At least a total of 183-day COPD chronic medication coverage in pre-index (from -365 to -1)	1	478	907	1,534	3,191	1,074	744
At least 1 COPD chronic medication dispensing in pre-index (from -365 to -1)	1	478	926	1,579	3,228	1,088	755
<i>Death (non-naive users, 50% episode gap, as-treated)</i>							
At least 1 exacerbation episode in pre-index (from -365 to -1)	1	471	881	1,484	3,133	1,042	726
At least a total of 183-day COPD chronic medication coverage in pre-index (from -365 to -1)	1	478	907	1,534	3,191	1,074	744
At least 1 COPD chronic medication dispensing in pre-index (from -365 to -1)	1	478	926	1,579	3,228	1,088	755
<i>Moderate and severe exacerbations (non-naive users, point exposure)</i>							
At least 1 exacerbation episode in pre-index (from -365 to -1)	1	471	881	1,484	3,133	1,042	726
At least a total of 183-day COPD chronic medication coverage in pre-index (from -365 to -1)	1	478	907	1,534	3,191	1,074	744
At least 1 COPD chronic medication dispensing in pre-index (from -365 to -1)	1	478	926	1,579	3,228	1,088	755
<i>Severe exacerbations (non-naive users, point exposure)</i>							
At least 1 exacerbation episode in pre-index (from -365 to -1)	1	471	881	1,484	3,133	1,042	726
At least a total of 183-day COPD chronic medication coverage in pre-index (from -365 to -1)	1	478	907	1,534	3,191	1,074	744
At least 1 COPD chronic medication dispensing in pre-index (from -365 to -1)	1	478	926	1,579	3,228	1,088	755

Table 9b. Distribution of Length of Observation Time in Days for Azithromycin or Roflumilast Users in the Sentinel Distributed Database (SDD) between March 1, 2011 and December 31, 2018, by Episode¹

	Minimum	Q1	Median	Q3	Maximum	Mean	Standard Deviation
<i>Hospitalizations (non-naive users, point exposure)</i>							
At least 1 exacerbation episode in pre-index (from -365 to -1)	1	471	881	1,484	3,133	1,042	726
At least a total of 183-day COPD chronic medication coverage in pre-index (from -365 to -1)	1	478	907	1,534	3,191	1,074	744
At least 1 COPD chronic medication dispensing in pre-index (from -365 to -1)	1	478	926	1,579	3,228	1,088	755
<i>Death (non-naive users, point exposure)</i>							
At least 1 exacerbation episode in pre-index (from -365 to -1)	1	471	881	1,484	3,133	1,042	726
At least a total of 183-day COPD chronic medication coverage in pre-index (from -365 to -1)	1	478	907	1,534	3,191	1,074	744
At least 1 COPD chronic medication dispensing in pre-index (from -365 to -1)	1	478	926	1,579	3,228	1,088	755

¹Observation Time is for characterization purposes only. It does not represent at-risk time and does not take into account episode end date, outcome occurrence, or blackout period when calculating.

Table 10. Summary of Reasons for End of Observation Time of Azithromycin or Roflumilast Users in the Sentinel Distributed Database (SDD) between March 1, 2011 and December 31, 2018^{1,2}

	Disenrollment			Death		Data Partner End Date		Query End Date	
	Total Number of Episodes	Number of Episodes	% Total Episodes	Number of Episodes	% Total Episodes	Number of Episodes	% Total Episodes	Number of Episodes	% Total Episodes
<i>Moderate and severe exacerbations (non-naive users, 50% episode gap, as-treated)</i>									
At least 1 exacerbation episode in pre-index (from -365 to -1)	5,835	3,444	59.0%	2,316	39.7%	2,186	37.5%	2,047	35.1%
At least a total of 183-day COPD chronic medication coverage in pre-index (from -365 to -1)	7,853	4,727	60.2%	3,019	38.4%	2,988	38.0%	2,822	35.9%
At least 1 COPD chronic medication dispensing in pre-index (from -365 to -1)	18,061	11,096	61.4%	6,722	37.2%	6,942	38.4%	6,476	35.9%
<i>Severe exacerbations (non-naive users, 50% episode gap, as-treated)</i>									
At least 1 exacerbation episode in pre-index (from -365 to -1)	5,835	3,444	59.0%	2,316	39.7%	2,186	37.5%	2,047	35.1%
At least a total of 183-day COPD chronic medication coverage in pre-index (from -365 to -1)	7,853	4,727	60.2%	3,019	38.4%	2,988	38.0%	2,822	35.9%
At least 1 COPD chronic medication dispensing in pre-index (from -365 to -1)	18,061	11,096	61.4%	6,722	37.2%	6,942	38.4%	6,476	35.9%
<i>Hospitalizations (non-naive users, 50% episode gap, as-treated)</i>									
At least 1 exacerbation episode in pre-index (from -365 to -1)	5,835	3,444	59.0%	2,316	39.7%	2,186	37.5%	2,047	35.1%
At least a total of 183-day COPD chronic medication coverage in pre-index (from -365 to -1)	7,853	4,727	60.2%	3,019	38.4%	2,988	38.0%	2,822	35.9%
At least 1 COPD chronic medication dispensing in pre-index (from -365 to -1)	18,061	11,096	61.4%	6,722	37.2%	6,942	38.4%	6,476	35.9%
<i>Death (non-naive users, 50% episode gap, as-treated)</i>									
At least 1 exacerbation episode in pre-index (from -365 to -1)	5,835	3,444	59.0%	2,316	39.7%	2,186	37.5%	2,047	35.1%
At least a total of 183-day COPD chronic medication coverage in pre-index (from -365 to -1)	7,853	4,727	60.2%	3,019	38.4%	2,988	38.0%	2,822	35.9%
At least 1 COPD chronic medication dispensing in pre-index (from -365 to -1)	18,061	11,096	61.4%	6,722	37.2%	6,942	38.4%	6,476	35.9%

Table 10. Summary of Reasons for End of Observation Time of Azithromycin or Roflumilast Users in the Sentinel Distributed Database (SDD) between March 1, 2011 and December 31, 2018^{1,2}

	Disenrollment			Death		Data Partner End Date		Query End Date	
	Total Number of Episodes	Number of Episodes	% Total Episodes	Number of Episodes	% Total Episodes	Number of Episodes	% Total Episodes	Number of Episodes	% Total Episodes
<i>Moderate and severe exacerbations (non-naïve users, point exposure)</i>									
At least 1 exacerbation episode in pre-index (from -365 to -1)	5,833	3,443	59.0%	2,315	39.7%	2,185	37.5%	2,046	35.1%
At least a total of 183-day COPD chronic medication coverage in pre-index (from -365 to -1)	7,853	4,727	60.2%	3,019	38.4%	2,988	38.0%	2,822	35.9%
At least 1 COPD chronic medication dispensing in pre-index (from -365 to -1)	18,061	11,096	61.4%	6,722	37.2%	6,942	38.4%	6,476	35.9%
<i>Severe exacerbations (non-naïve users, point exposure)</i>									
At least 1 exacerbation episode in pre-index (from -365 to -1)	5,833	3,443	59.0%	2,315	39.7%	2,185	37.5%	2,046	35.1%
At least a total of 183-day COPD chronic medication coverage in pre-index (from -365 to -1)	7,853	4,727	60.2%	3,019	38.4%	2,988	38.0%	2,822	35.9%
At least 1 COPD chronic medication dispensing in pre-index (from -365 to -1)	18,061	11,096	61.4%	6,722	37.2%	6,942	38.4%	6,476	35.9%
<i>Hospitalizations (non-naïve users, point exposure)</i>									
At least 1 exacerbation episode in pre-index (from -365 to -1)	5,833	3,443	59.0%	2,315	39.7%	2,185	37.5%	2,046	35.1%
At least a total of 183-day COPD chronic medication coverage in pre-index (from -365 to -1)	7,853	4,727	60.2%	3,019	38.4%	2,988	38.0%	2,822	35.9%
At least 1 COPD chronic medication dispensing in pre-index (from -365 to -1)	18,061	11,096	61.4%	6,722	37.2%	6,942	38.4%	6,476	35.9%
<i>Death (non-naïve users, point exposure)</i>									
At least 1 exacerbation episode in pre-index (from -365 to -1)	5,833	3,443	59.0%	2,315	39.7%	2,185	37.5%	2,046	35.1%
At least a total of 183-day COPD chronic medication coverage in pre-index (from -365 to -1)	7,853	4,727	60.2%	3,019	38.4%	2,988	38.0%	2,822	35.9%
At least 1 COPD chronic medication dispensing in pre-index (from -365 to -1)	18,061	11,096	61.4%	6,722	37.2%	6,942	38.4%	6,476	35.9%

¹An episode may be censored due to more than one reason if they occur on the same date. Therefore, the sum of the reasons for censoring may be greater than the total number of episodes.

²Observation Time is for characterization purposes only. It does not represent at-risk time and does not take into account episode end date, outcome occurrence, or blackout period.

Figure 1a. Cumulative Reasons for End of Follow-up Among Patients with at Least a Total of 183-Day Chronic Obstructive Pulmonary Disease (COPD) Chronic Medication Coverage in Pre-Index (From -365 to -1): Moderate or Severe Exacerbations, As-Treated

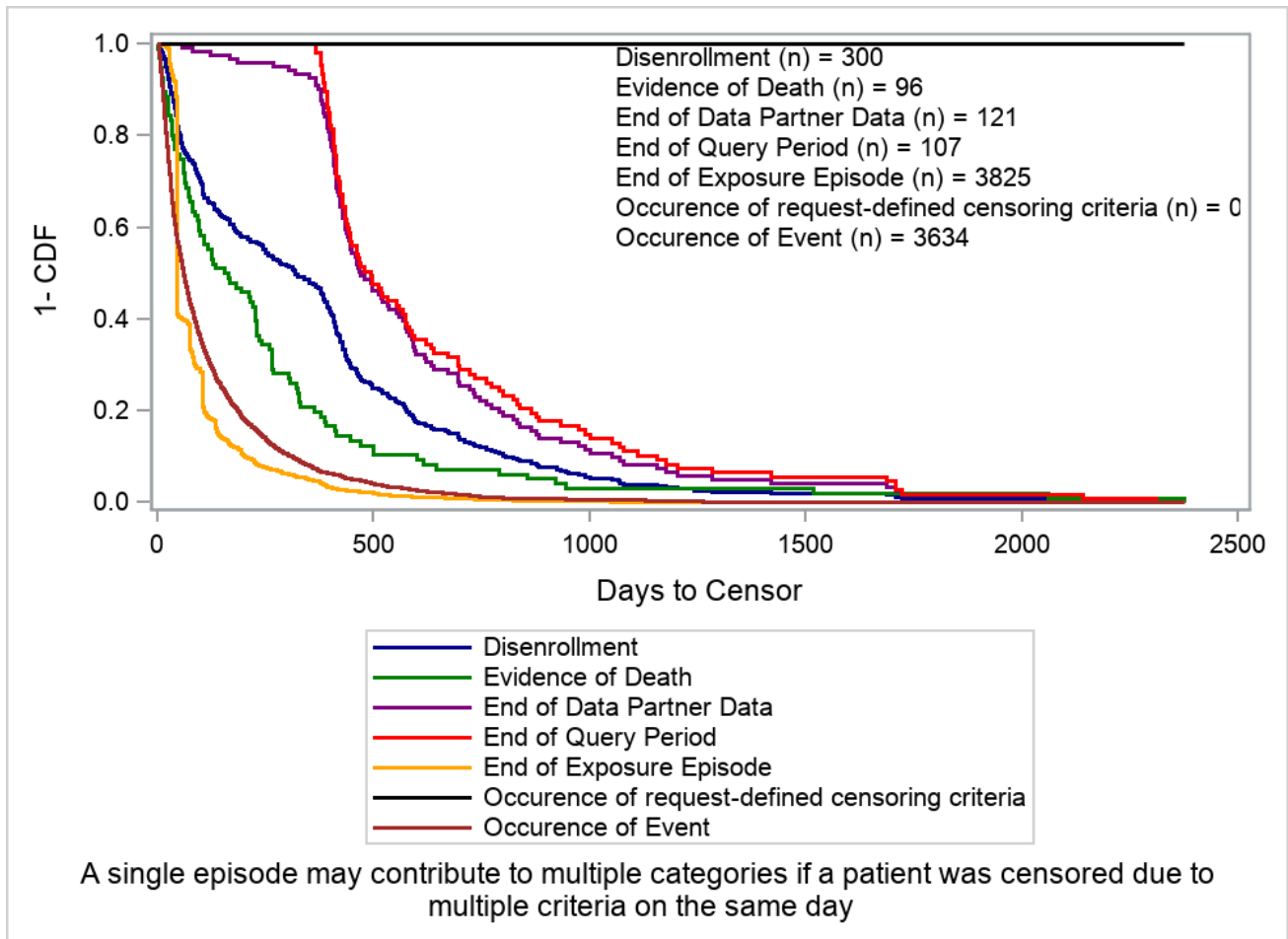


Figure 1b. Cumulative Reasons for End of Follow-up Among Patients with at Least One Chronic Obstructive Pulmonary Disease (COPD) Chronic Medication Dispensing in Pre-Index (From -365 to -1): Moderate or Severe Exacerbations, As-Treated

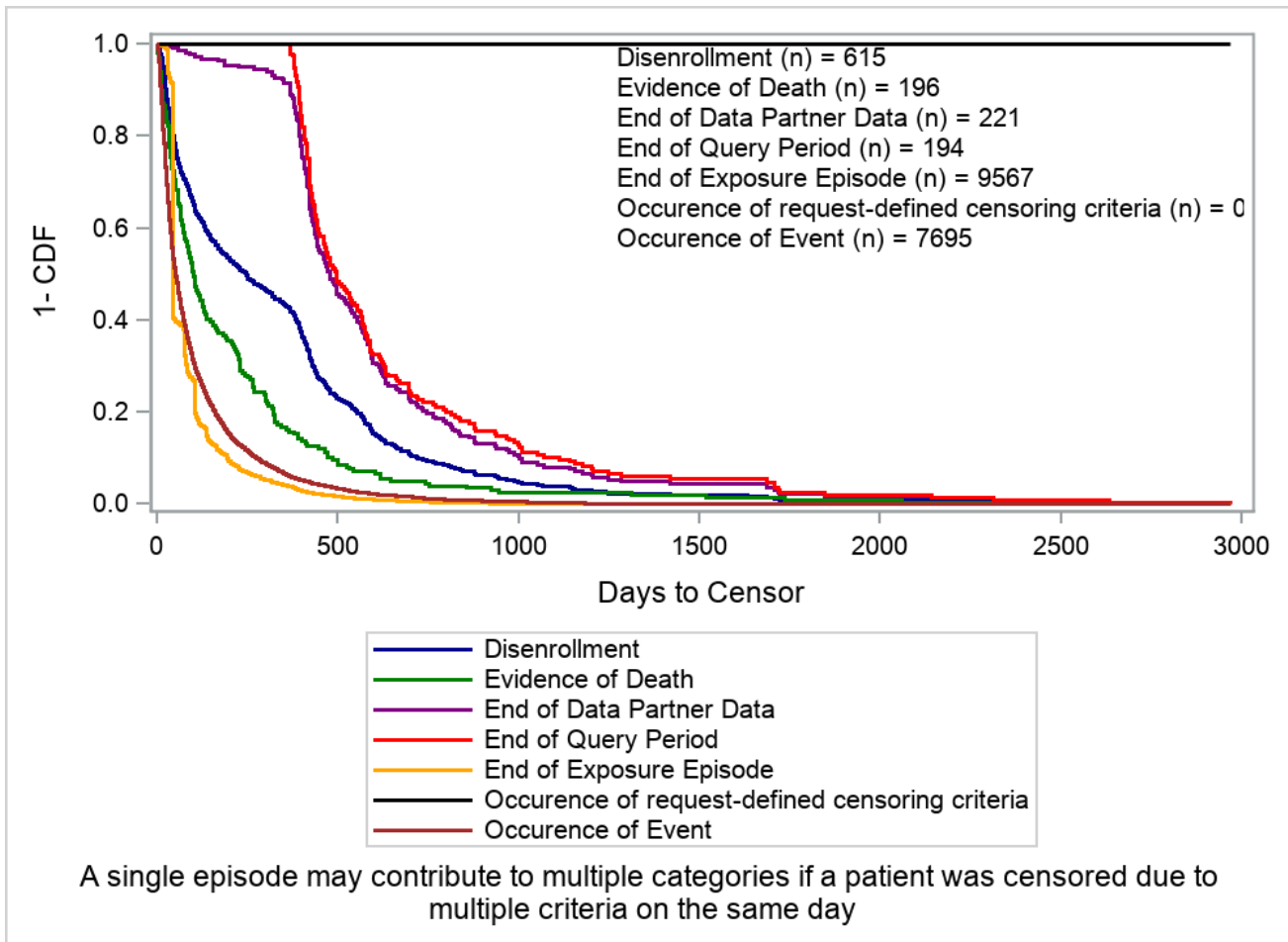


Figure 1c. Cumulative Reasons for End of Follow-up Among Patients with at Least One Exacerbation Episode in Pre-Index (From -365 to -1): Moderate or Severe Exacerbations, As-Treated

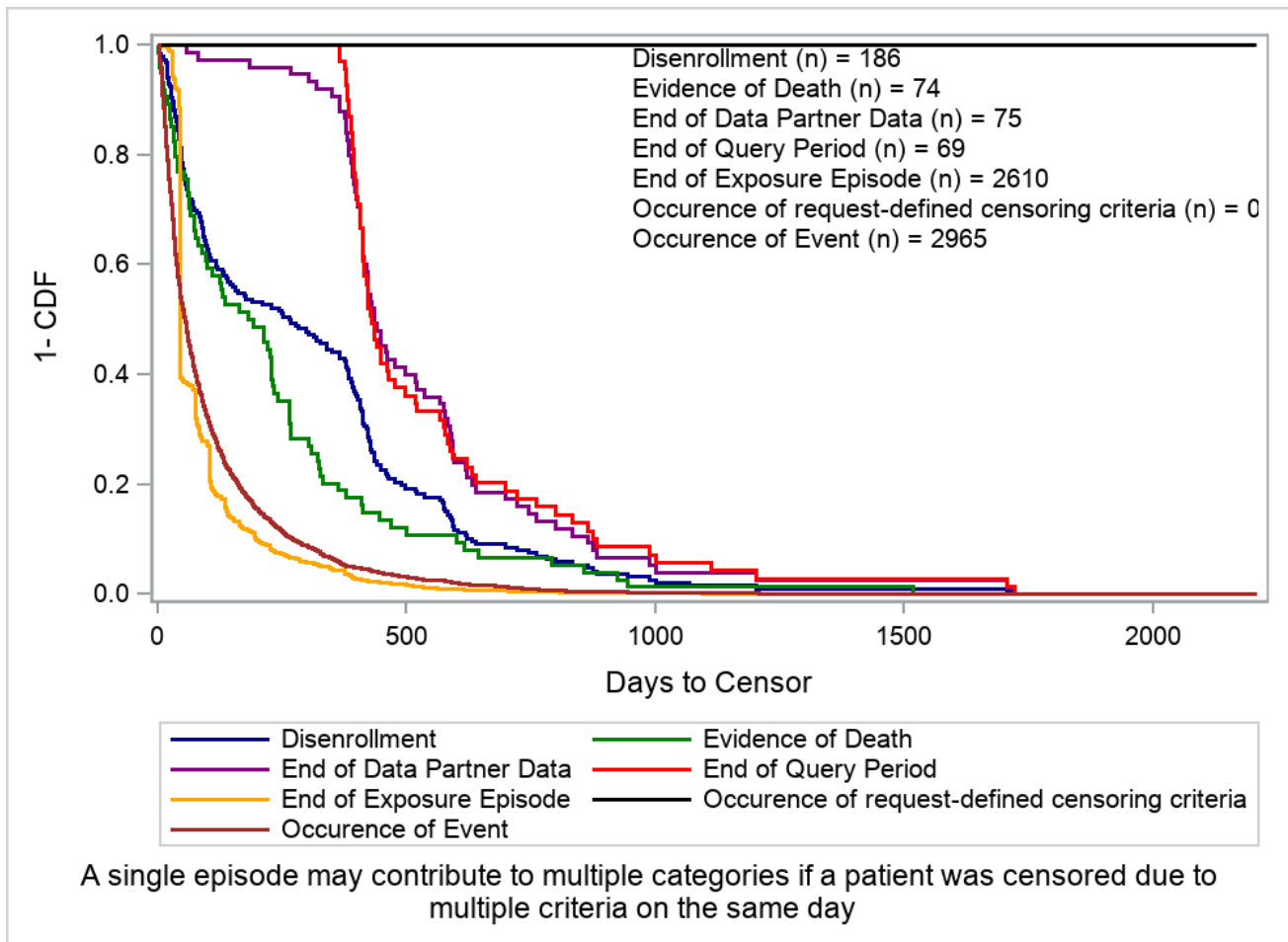


Figure 1d. Cumulative Reasons for End of Follow-up Among Patients with at Least a Total of 183-Day Chronic Obstructive Pulmonary Disease (COPD) Chronic Medication Coverage in Pre-Index (From -365 to -1): Severe Exacerbations, As-Treated

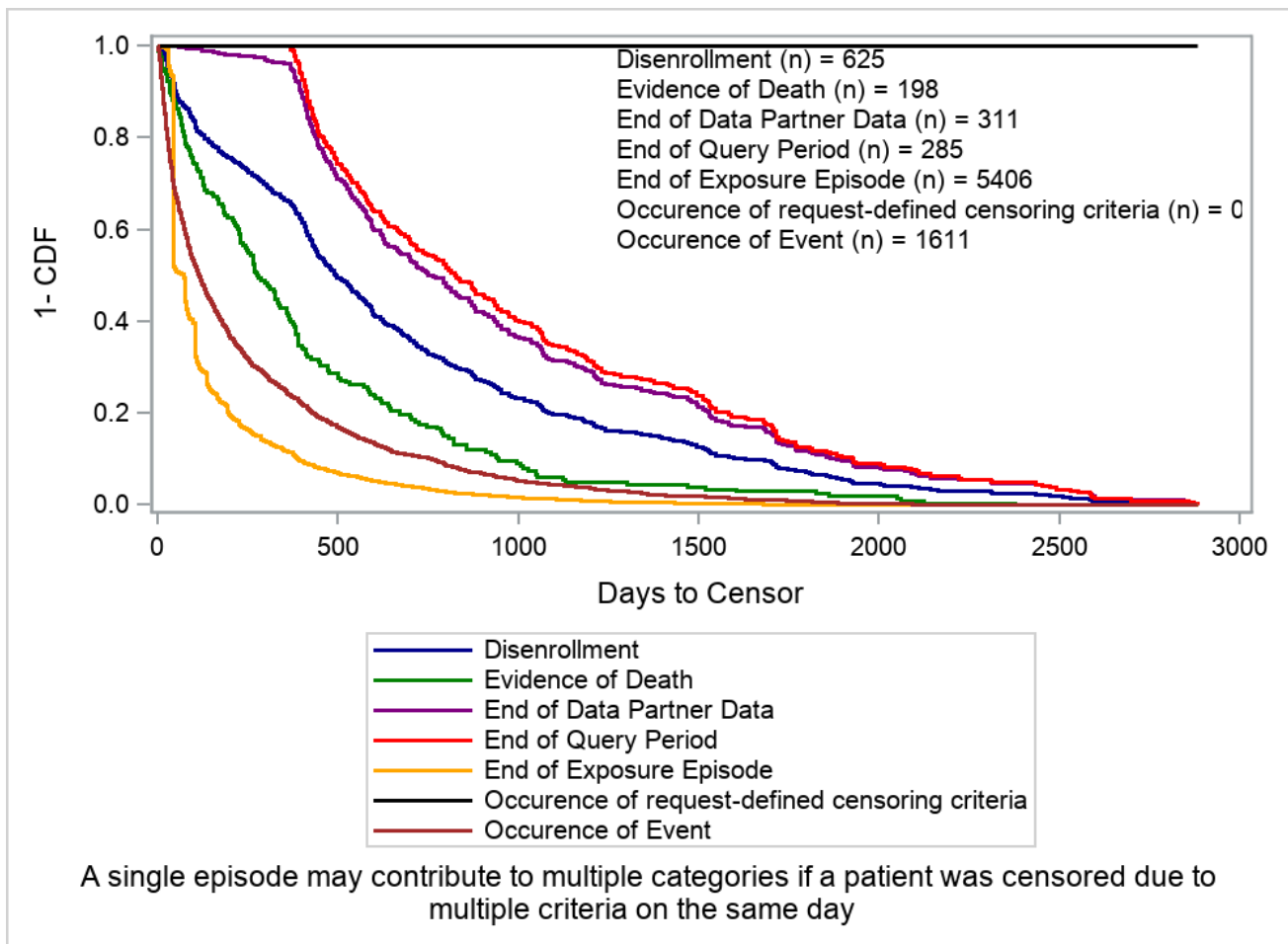


Figure 1e. Cumulative Reasons for End of Follow-up Among Patients with at Least One Chronic Obstructive Pulmonary Disease (COPD) Chronic Medication Dispensing in Pre-Index (From -365 to -1): Severe Exacerbations, As-Treated

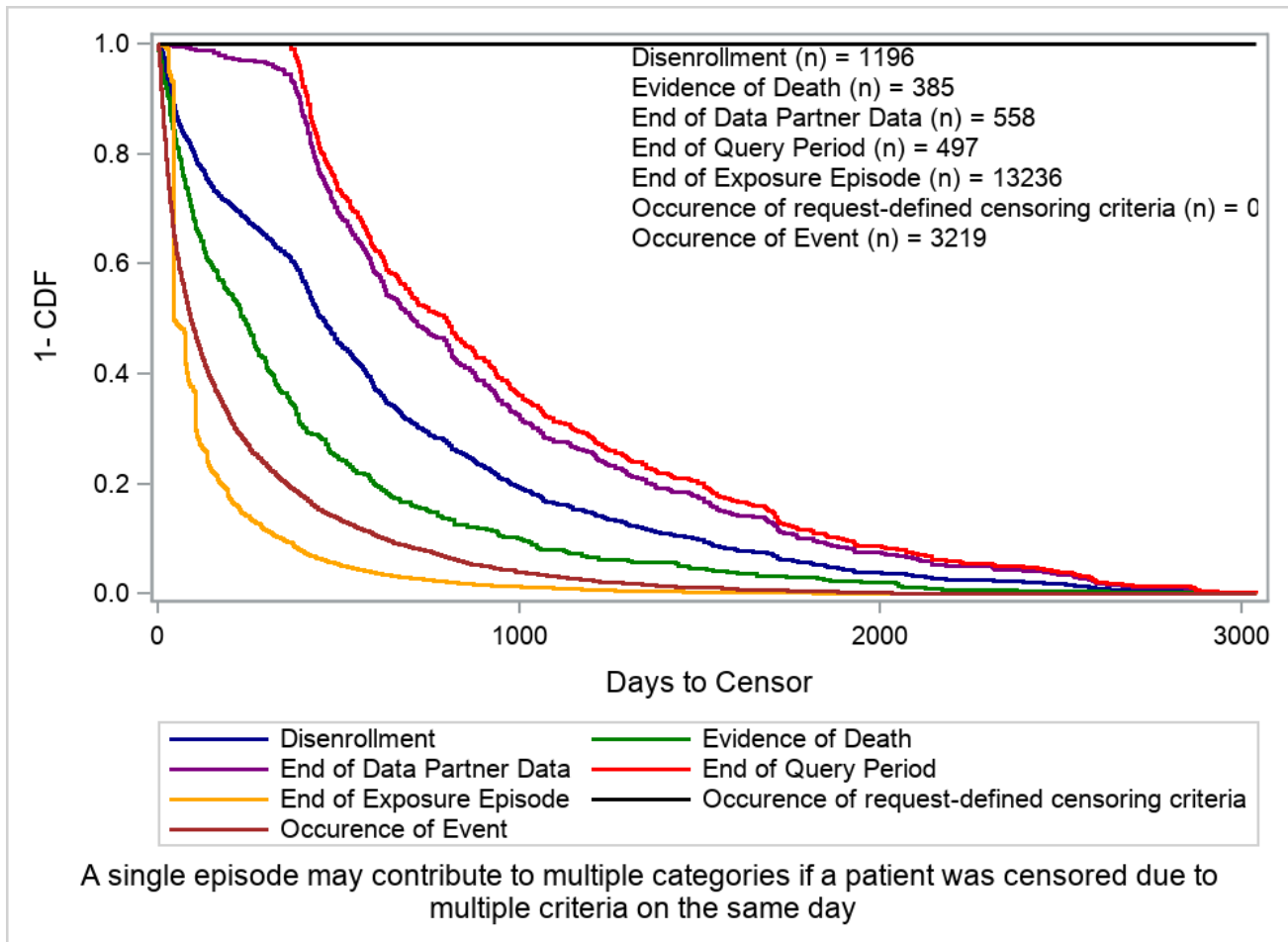


Figure 1f. Cumulative Reasons for End of Follow-up Among Patients with at Least One Exacerbation Episode in Pre-Index (From -365 to -1): Severe Exacerbations, As-Treated

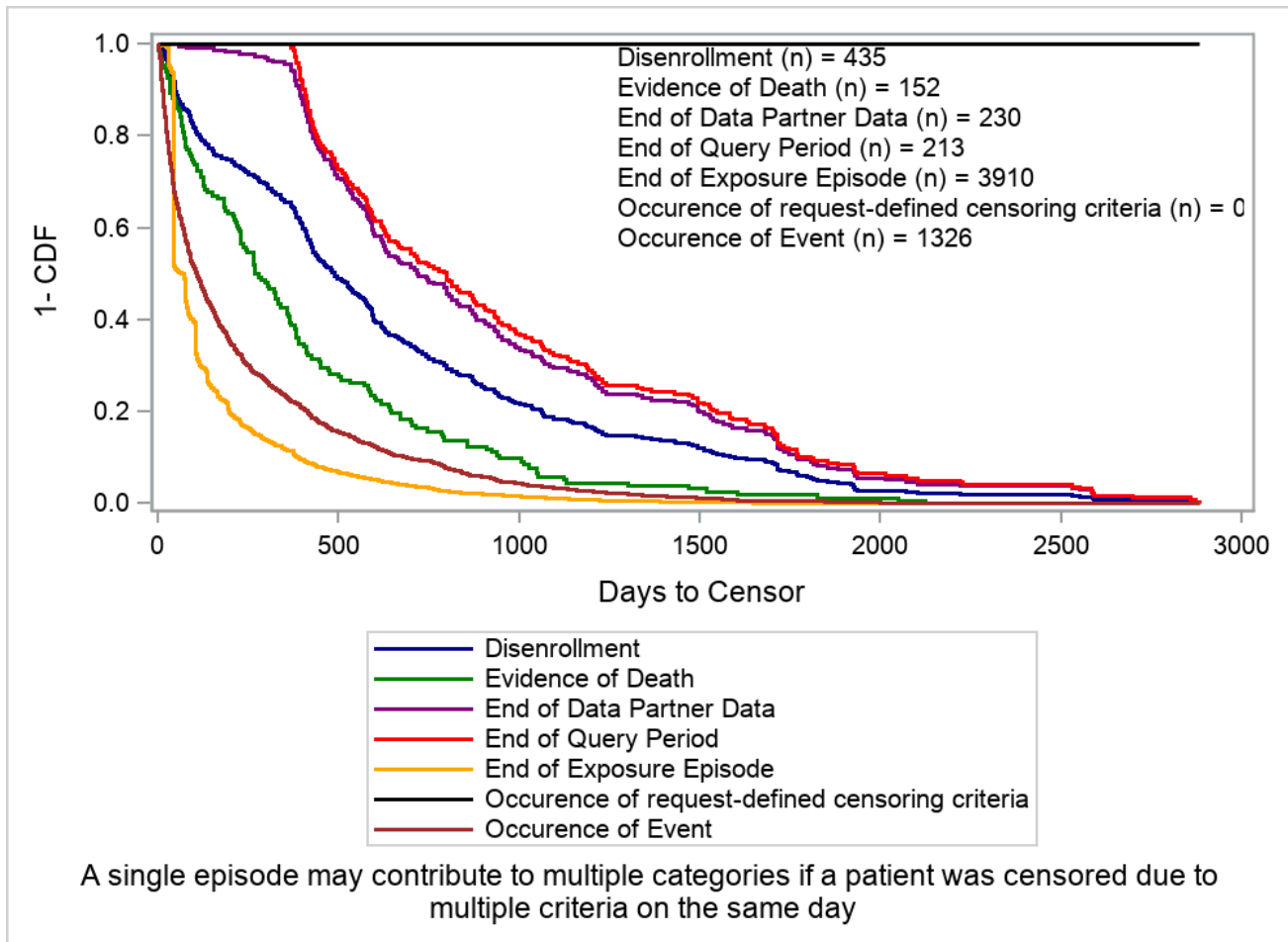


Figure 1g. Cumulative Reasons for End of Follow-up Among Patients with at Least a Total of 183 Day Chronic Obstructive Pulmonary Disease (COPD) Chronic Medication Coverage in Pre-Index (From -365 to -1): Hospitalizations, As-Treated

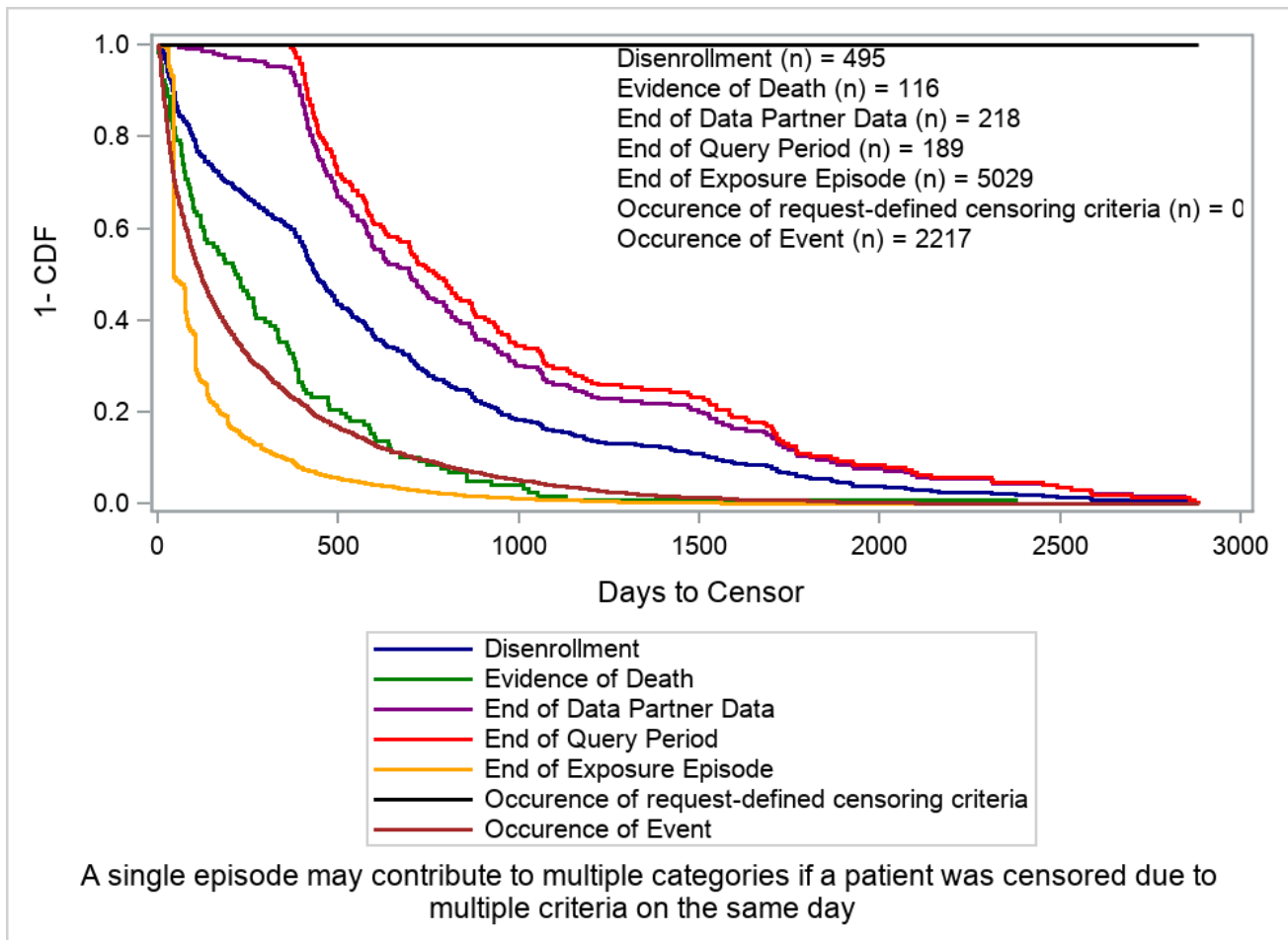


Figure 1h. Cumulative Reasons for End of Follow-up Among Patients with at Least One Chronic Obstructive Pulmonary Disease (COPD) Chronic Medication Dispensing in Pre-Index (From -365 to -1): Hospitalizations, As-Treated

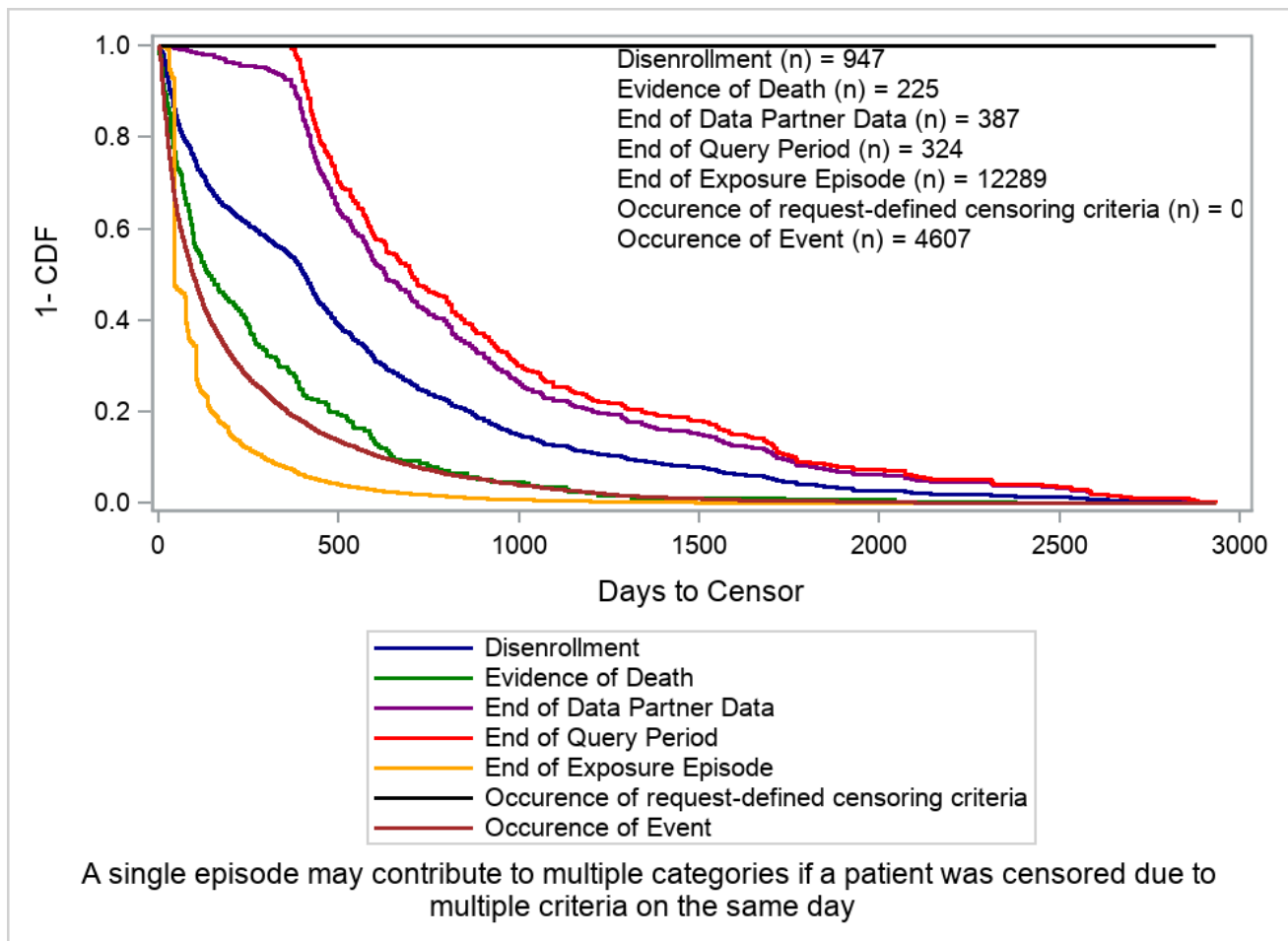


Figure 1i. Cumulative Reasons for End of Follow-up Among Patients with at Least One Exacerbation Episode in Pre-Index (From -365 to -1): Hospitalizations, As-Treated

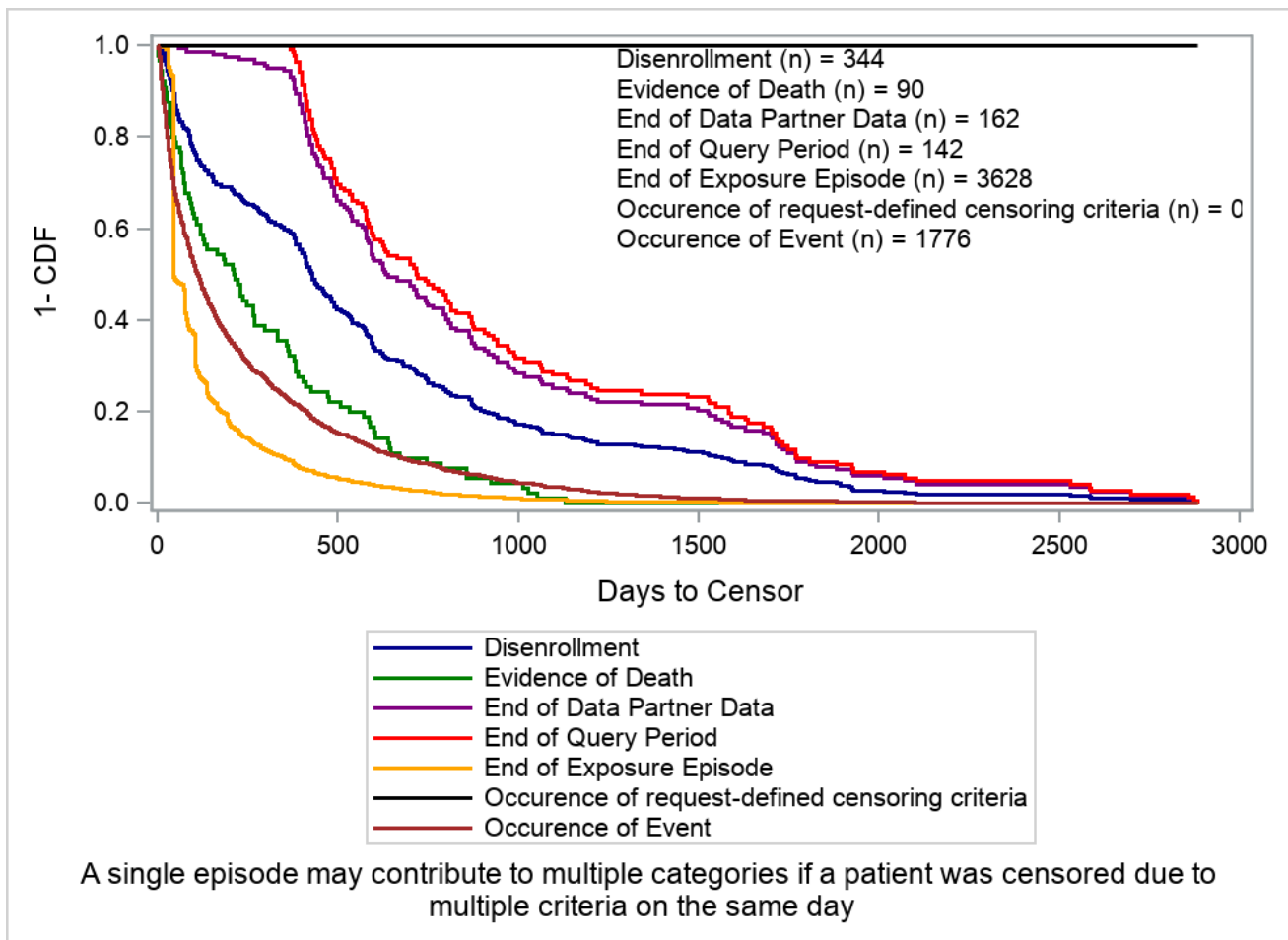


Figure 1j. Cumulative Reasons for End of Follow-up Among Patients with at Least a Total of 183-Day Chronic Obstructive Pulmonary Disease (COPD) Chronic Medication Coverage in Pre-Index (From -365 to -1): Death, As-Treated

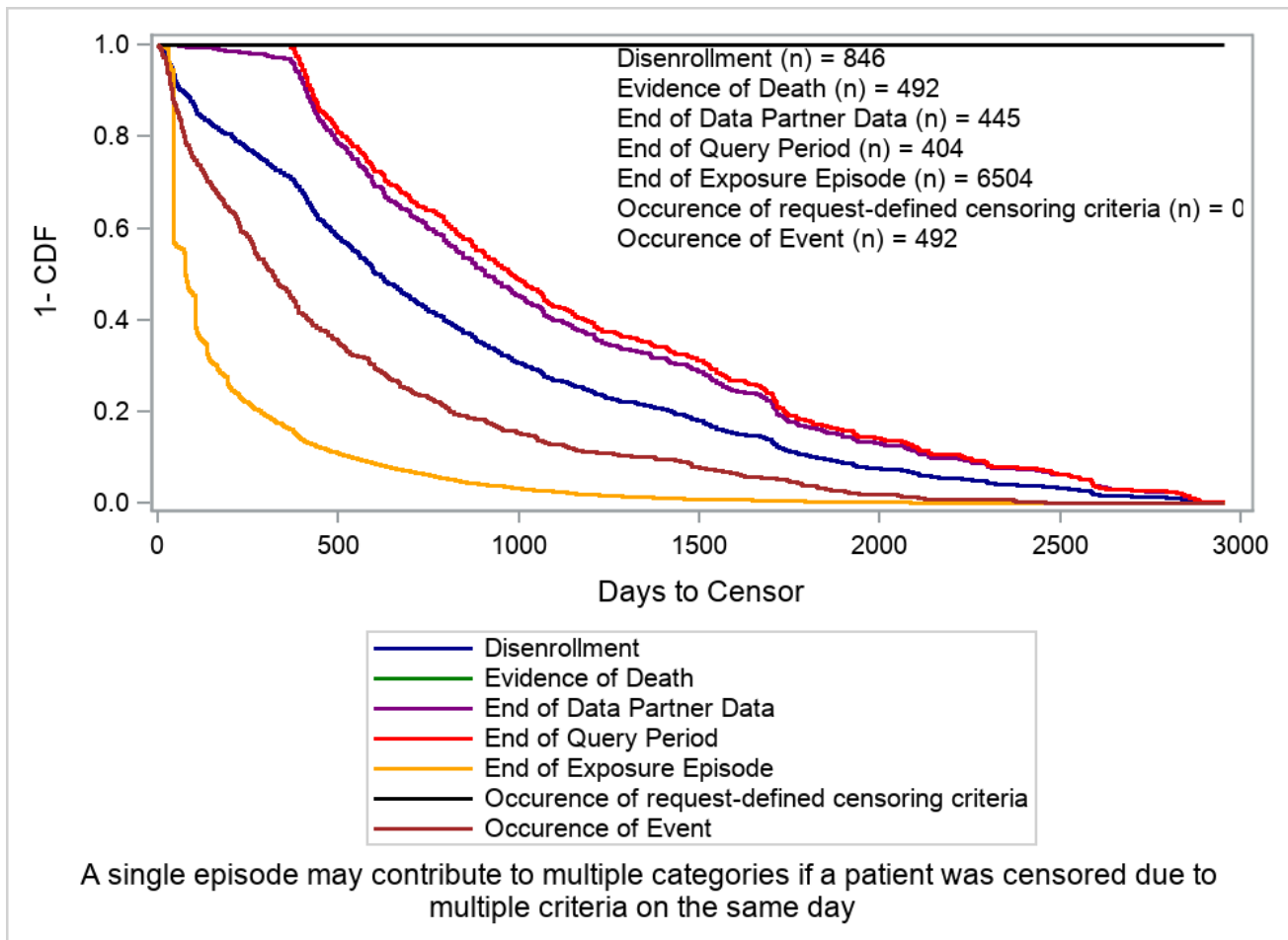


Figure 1k. Cumulative Reasons for End of Follow-up Among Patients with at Least One Chronic Obstructive Pulmonary Disease (COPD) Chronic Medication Dispensing in Pre-Index (From -365 to -1): Death, As-Treated

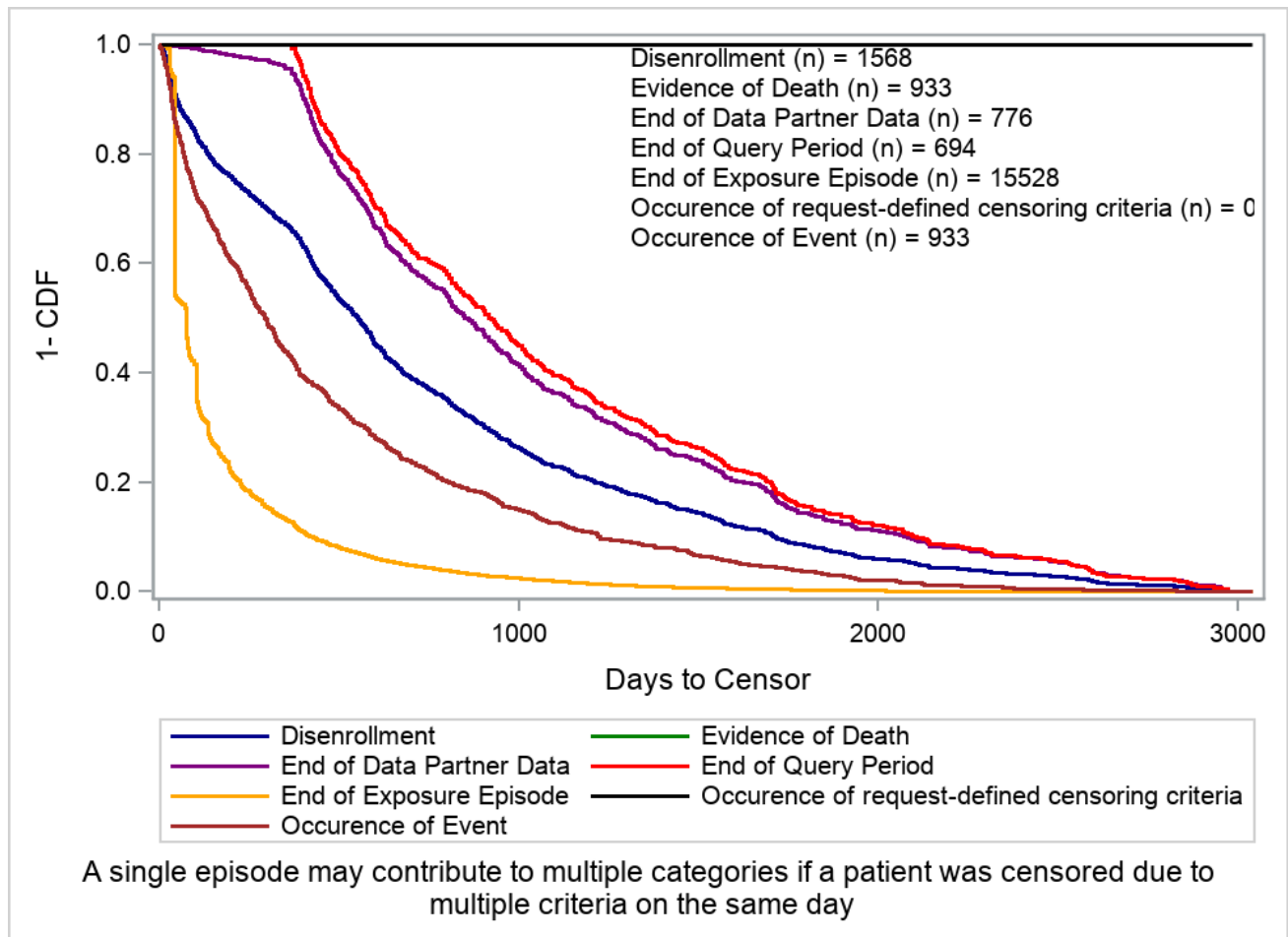


Figure 11. Cumulative Reasons for End of Follow-up Among Patients with at Least One Exacerbation Episode in Pre-Index (From -365 to -1): Death, As-Treated

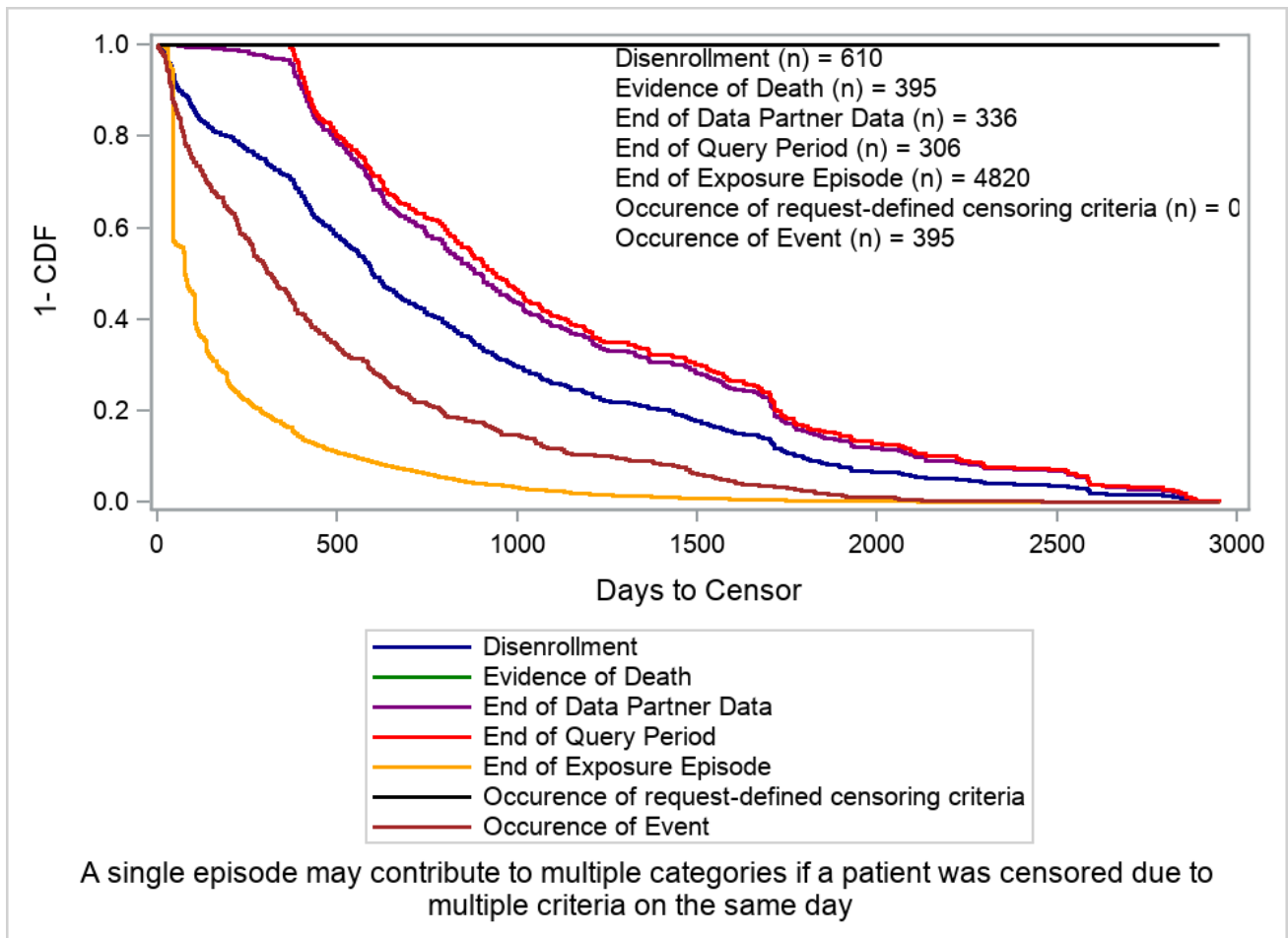


Figure 1m. Cumulative Reasons for End of Follow-up Among Patients with at Least a Total of 183-Day Chronic Obstructive Pulmonary Disease (COPD) Chronic Medication Coverage in Pre-Index (From -365 to -1): Moderate or Severe Exacerbations, Point Exposure

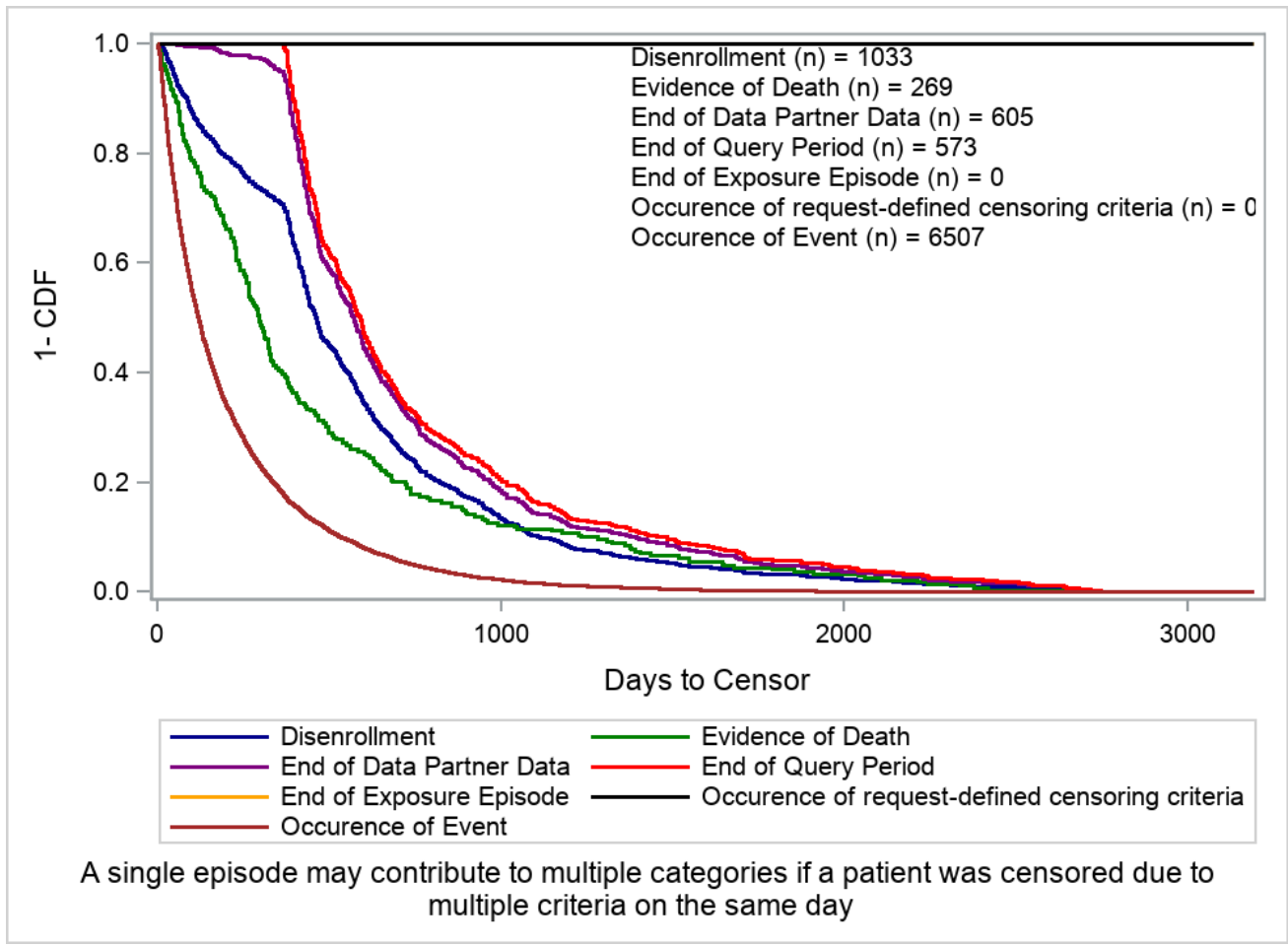


Figure 1n. Cumulative Reasons for End of Follow-up Among Patients with at Least One Chronic Obstructive Pulmonary Disease (COPD) Chronic Medication Dispensing in Pre-Index (From -365 to -1): Moderate or Severe Exacerbations, Point Exposure

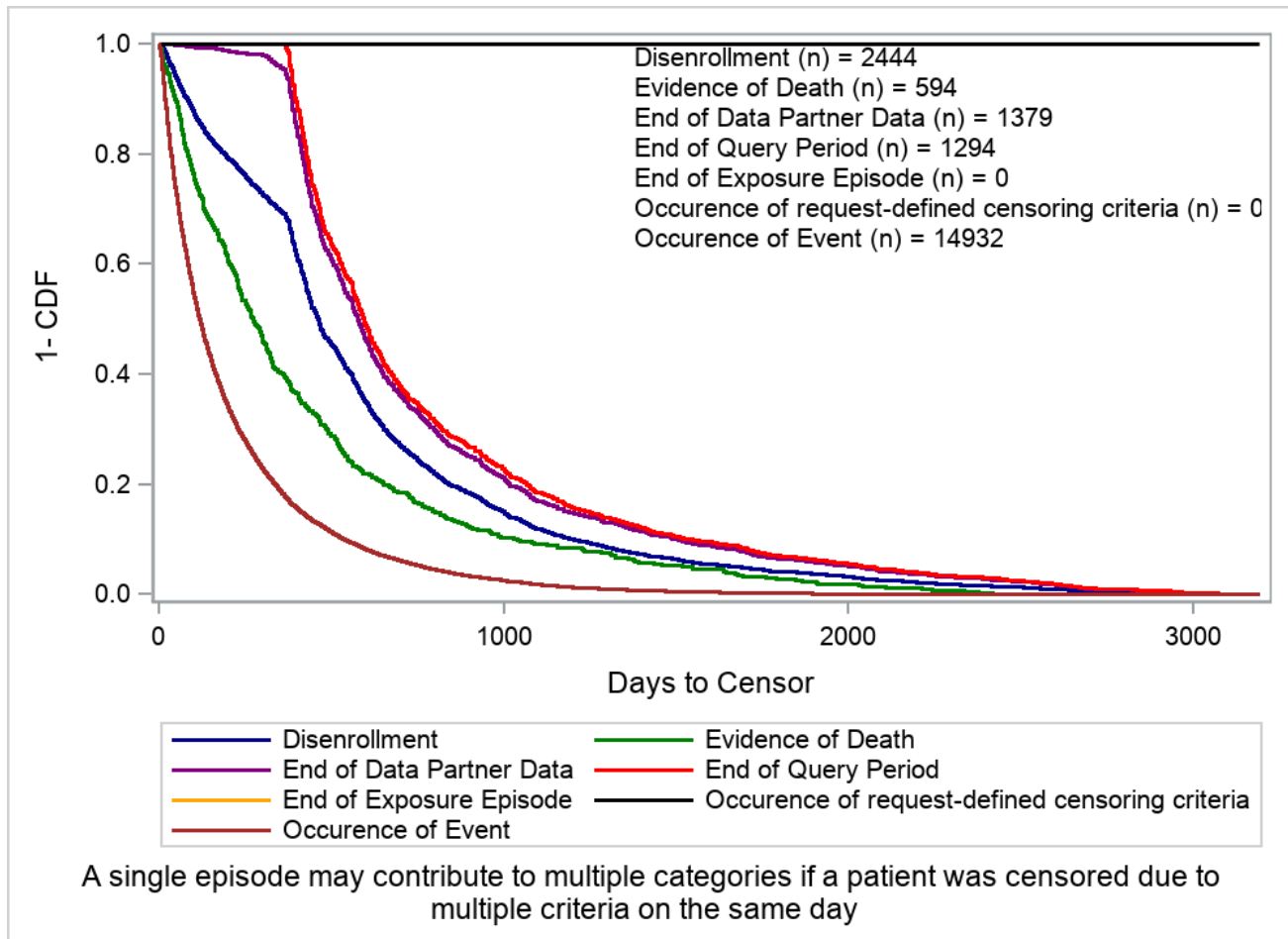


Figure 1o. Cumulative Reasons for End of Follow-up Among Patients with at Least One Exacerbation Episode in Pre-Index (From -365 to -1): Moderate or Severe Exacerbations, Point Exposure

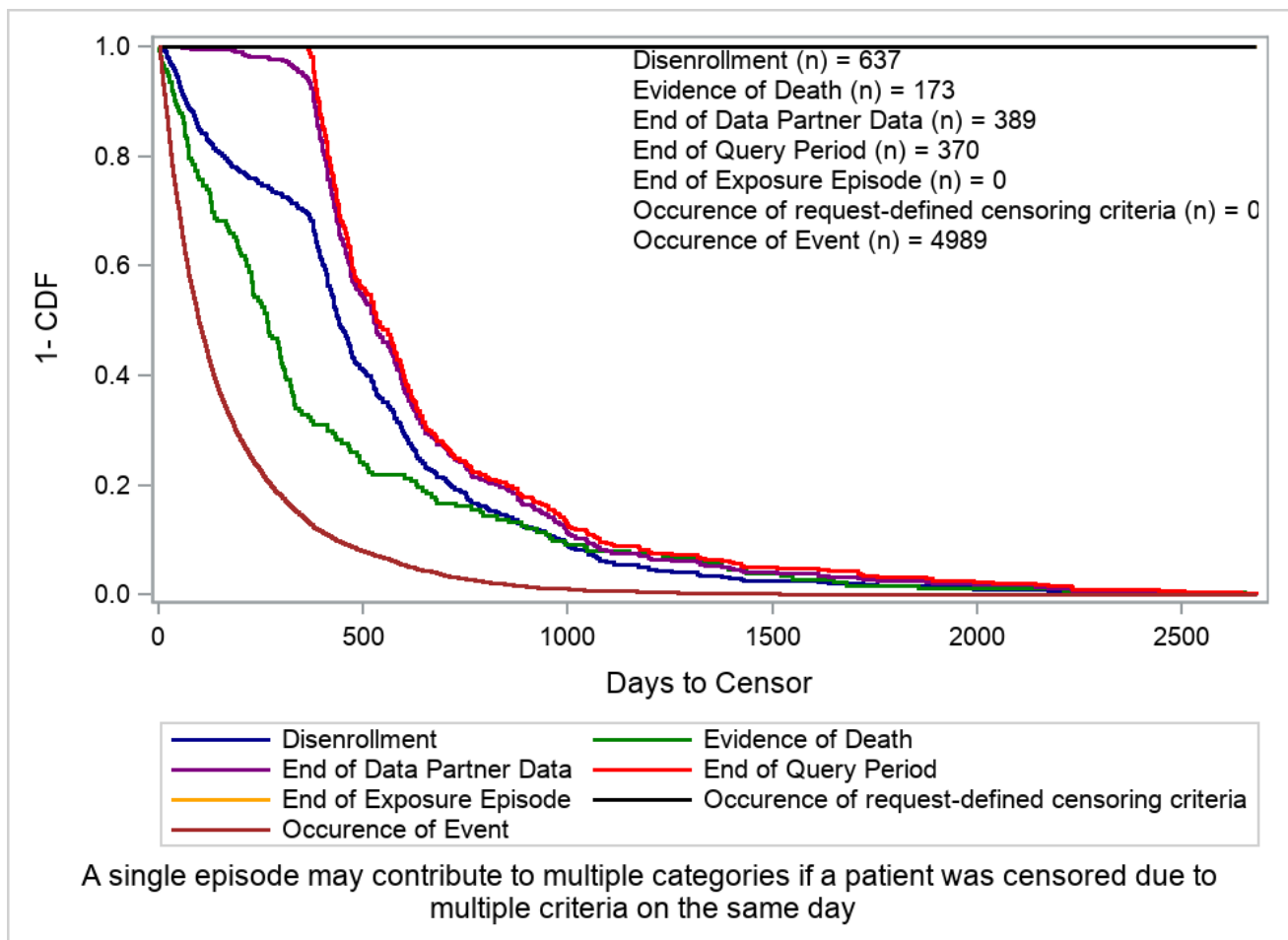


Figure 1p. Cumulative Reasons for End of Follow-up Among Patients with at Least a Total of 183-Day Chronic Obstructive Pulmonary Disease (COPD) Chronic Medication Coverage in Pre-Index (From -365 to -1): Severe Exacerbations, Point Exposure

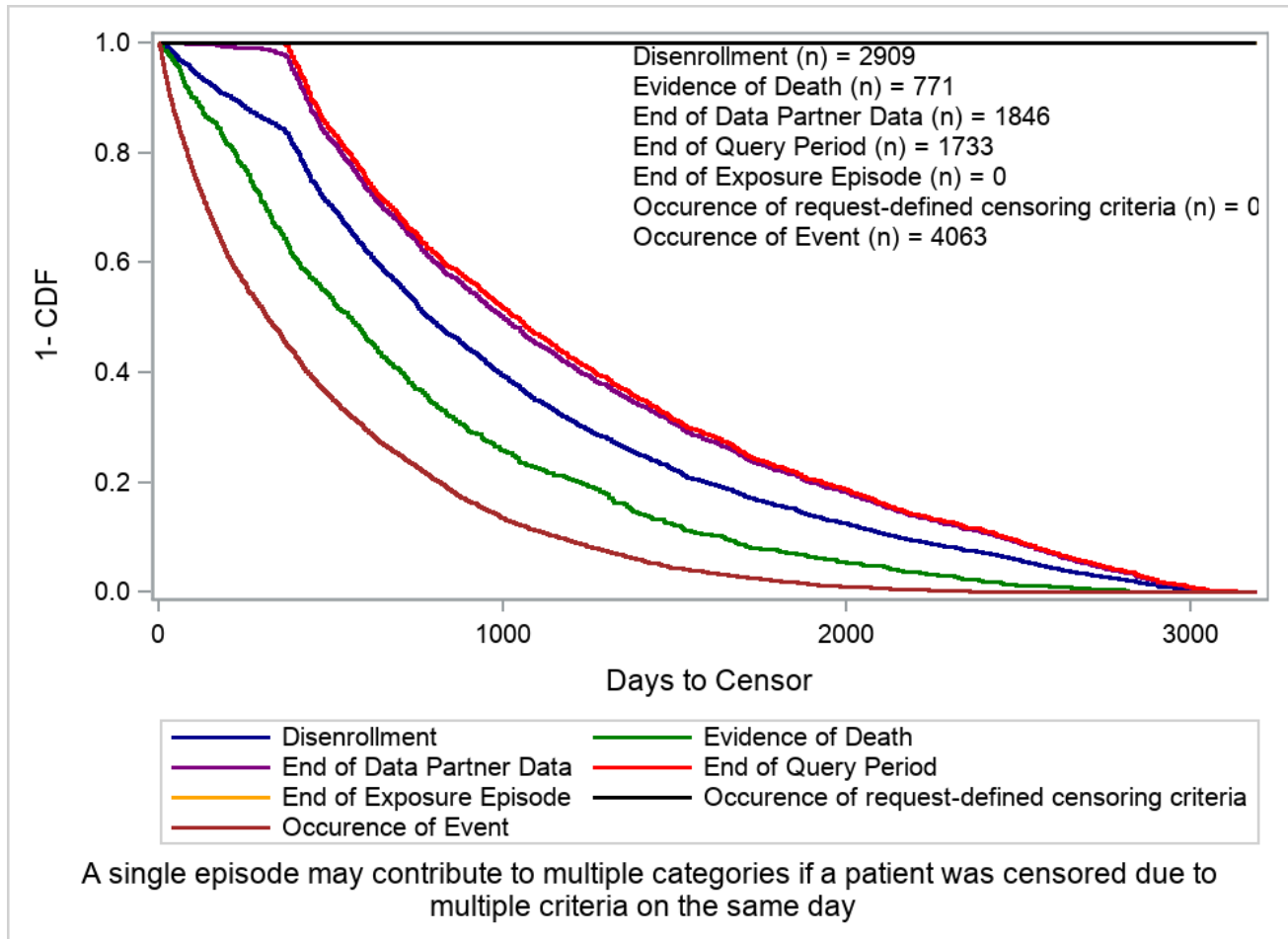


Figure 1q. Cumulative Reasons for End of Follow-up Among Patients with at Least One Chronic Obstructive Pulmonary Disease (COPD) Chronic Medication Dispensing in Pre-Index (From -365 to -1): Severe Exacerbations, Point Exposure

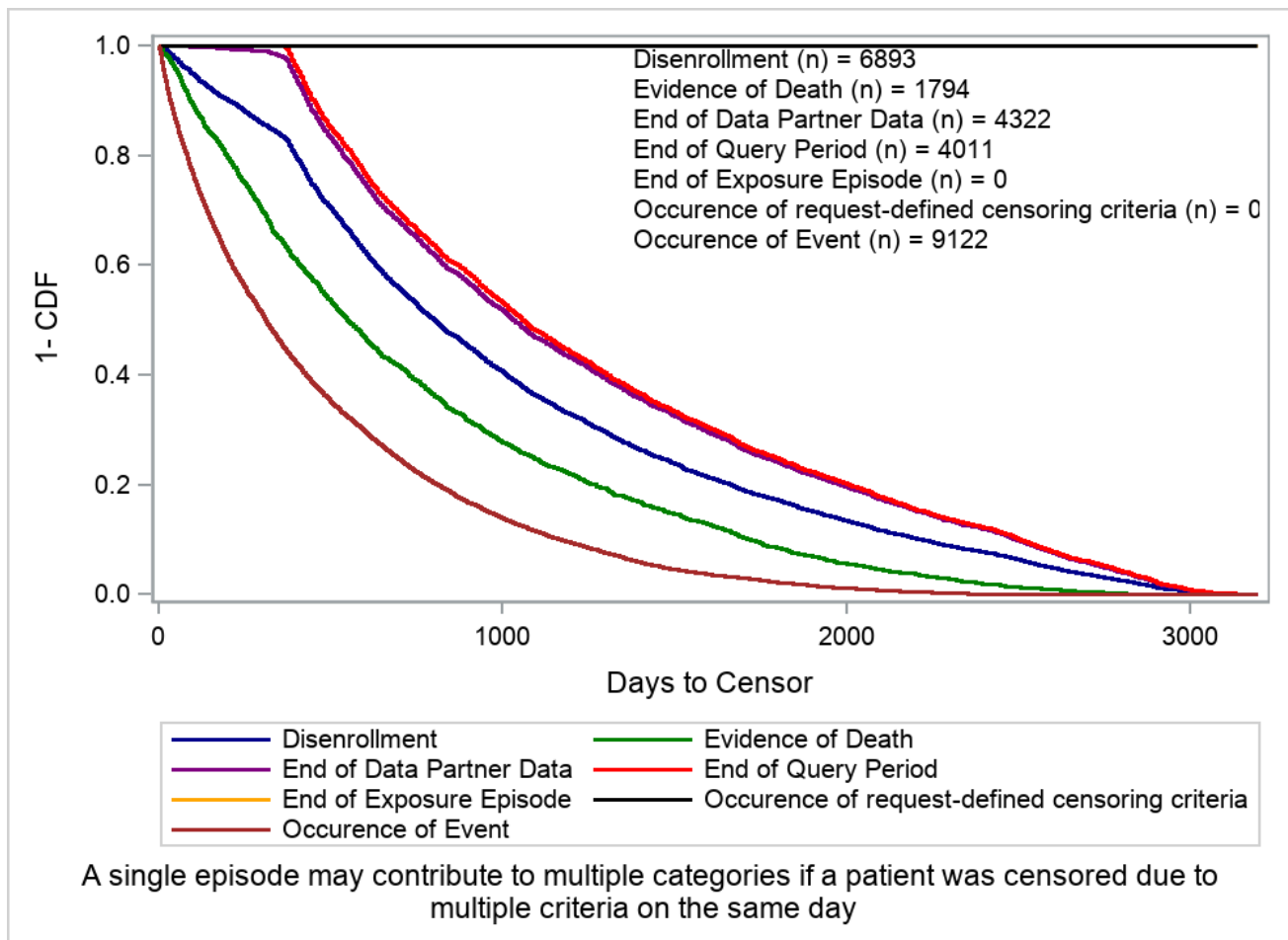


Figure 1r. Cumulative Reasons for End of Follow-up Among Patients with at Least One Exacerbation Episode in Pre-Index (From -365 to -1): Severe Exacerbations, Point Exposure

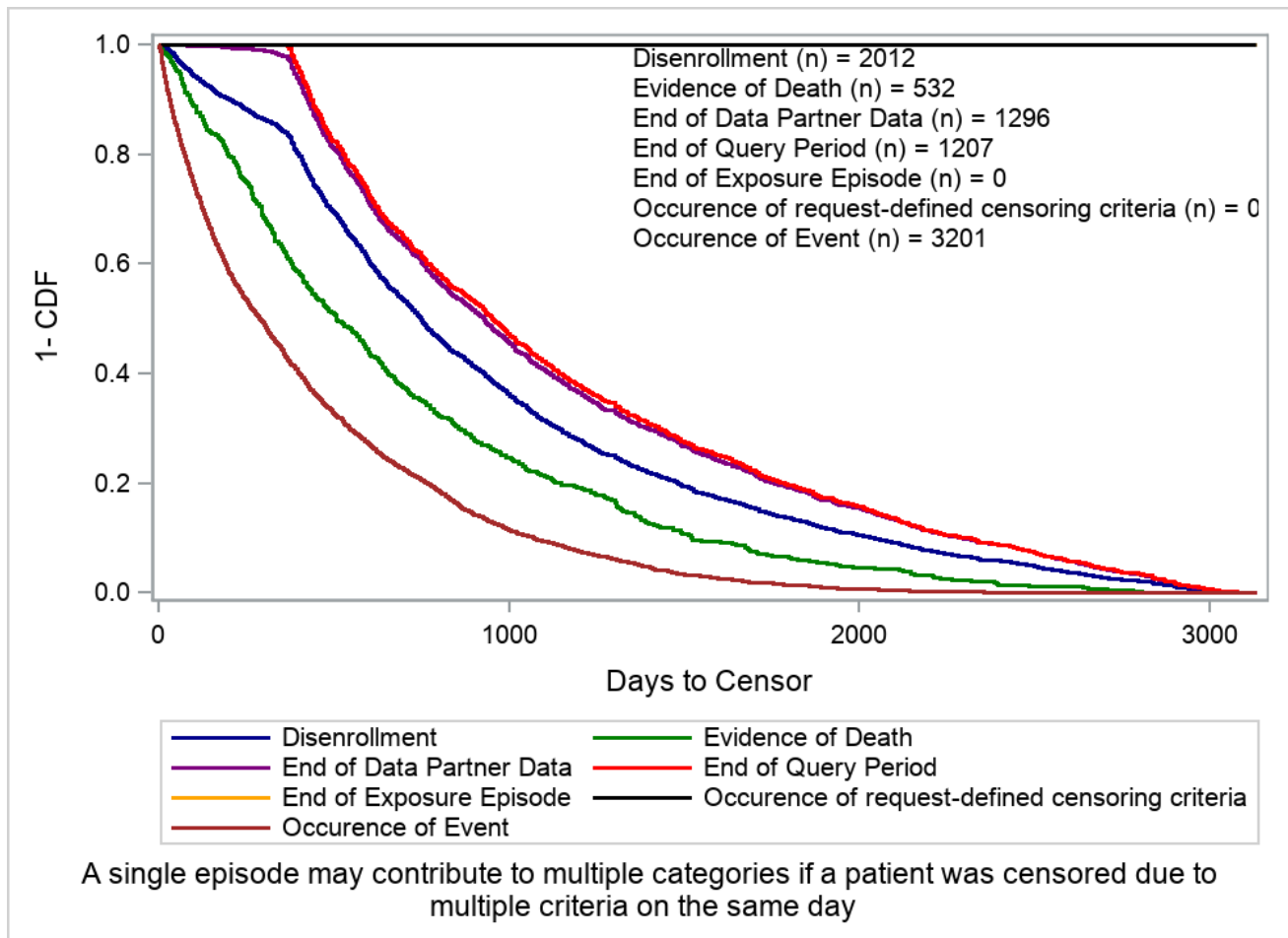


Figure 1s. Cumulative Reasons for End of Follow-up Among Patients with at Least a Total of 183-Day Chronic Obstructive Pulmonary Disease (COPD) Chronic Medication Coverage in Pre-Index (From -365 to -1): Hospitalizations, Point Exposure

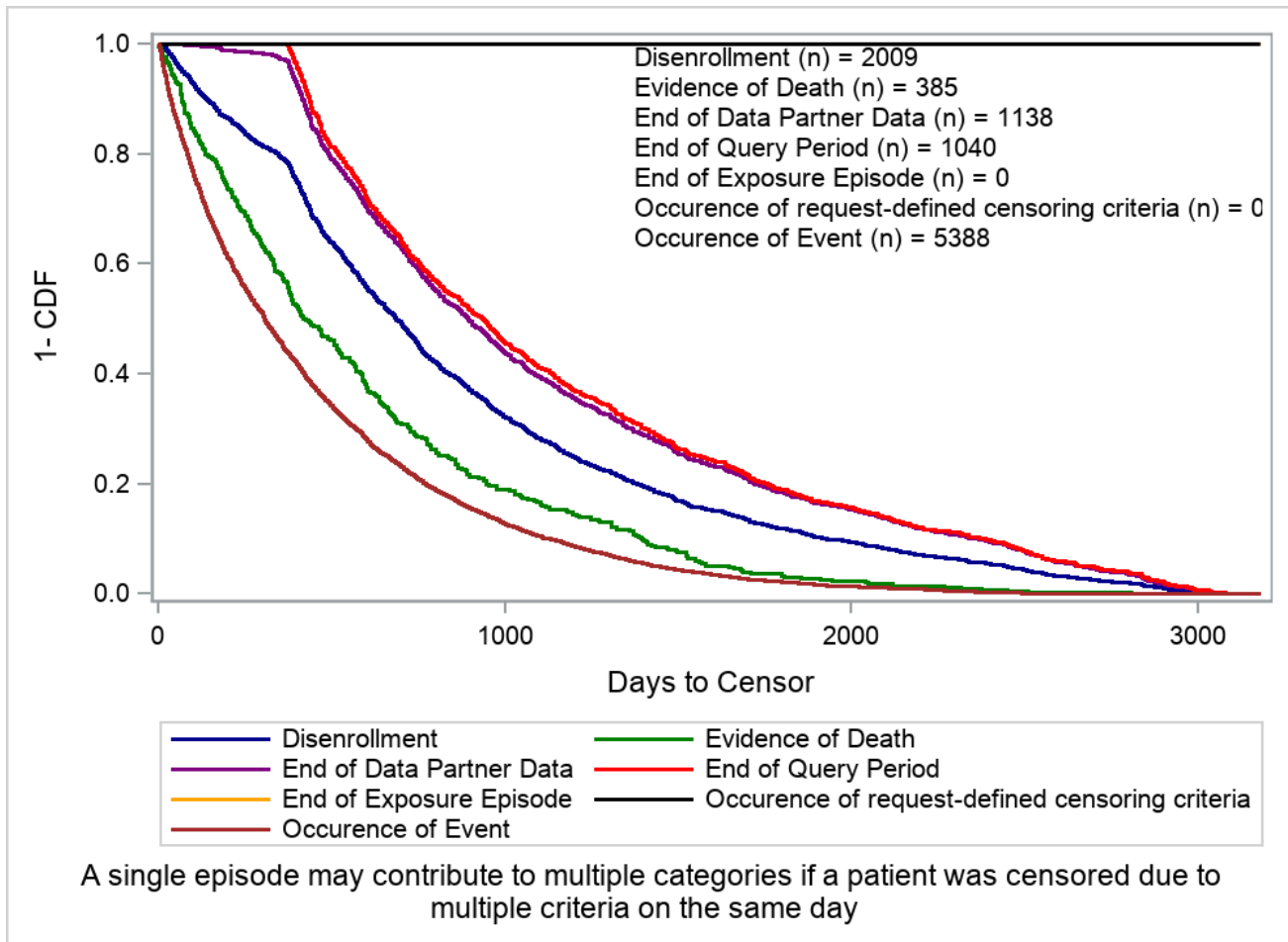


Figure 1t. Cumulative Reasons for End of Follow-up Among Patients with at Least One Chronic Obstructive Pulmonary Disease (COPD) Chronic Medication Dispensing in Pre-Index (From -365 to -1): Hospitalizations, Point Exposure

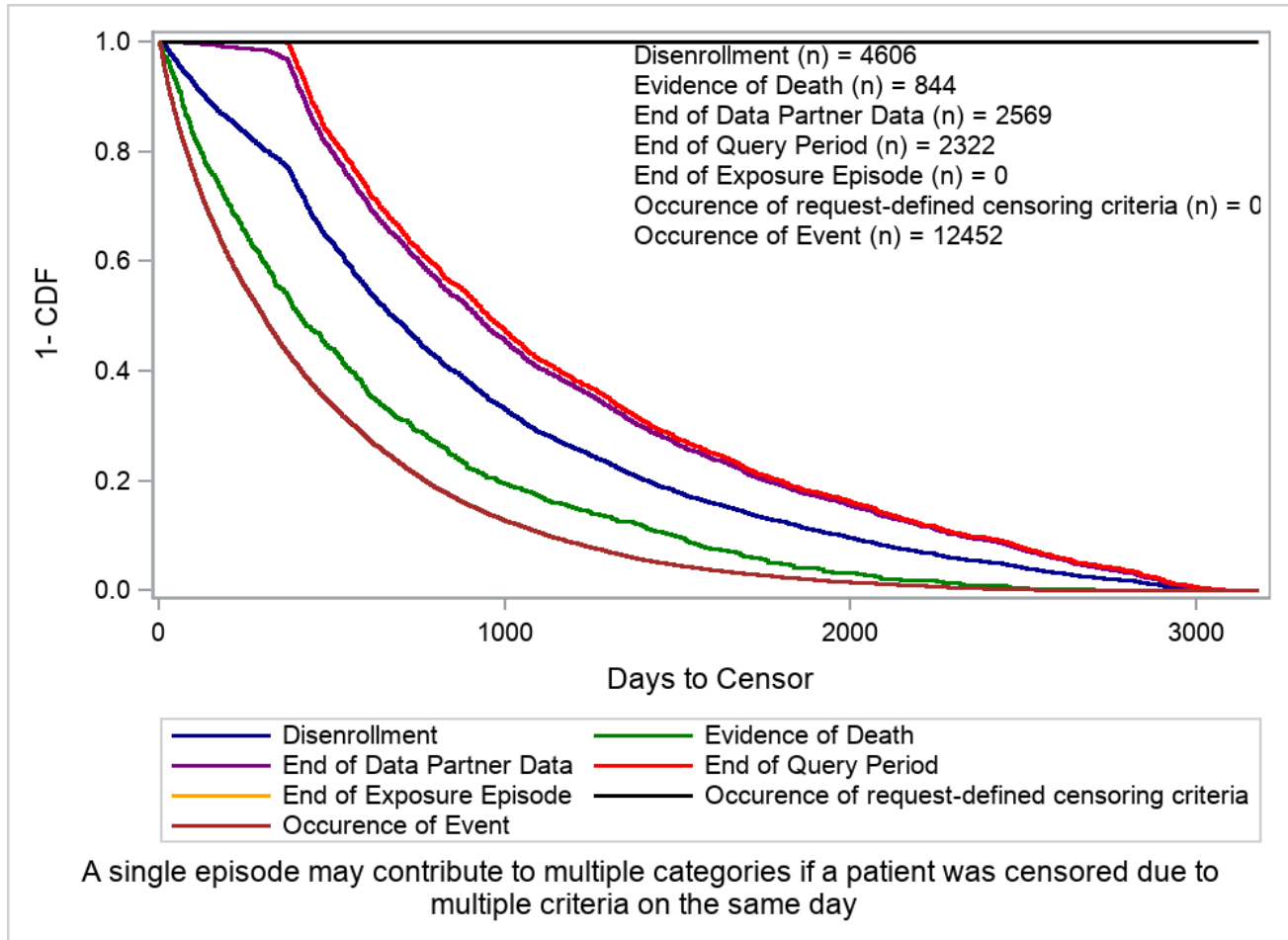


Figure 1u. Cumulative Reasons for End of Follow-up Among Patients with at Least One Exacerbation Episode in Pre-Index (From -365 to -1): Hospitalizations, Point Exposure

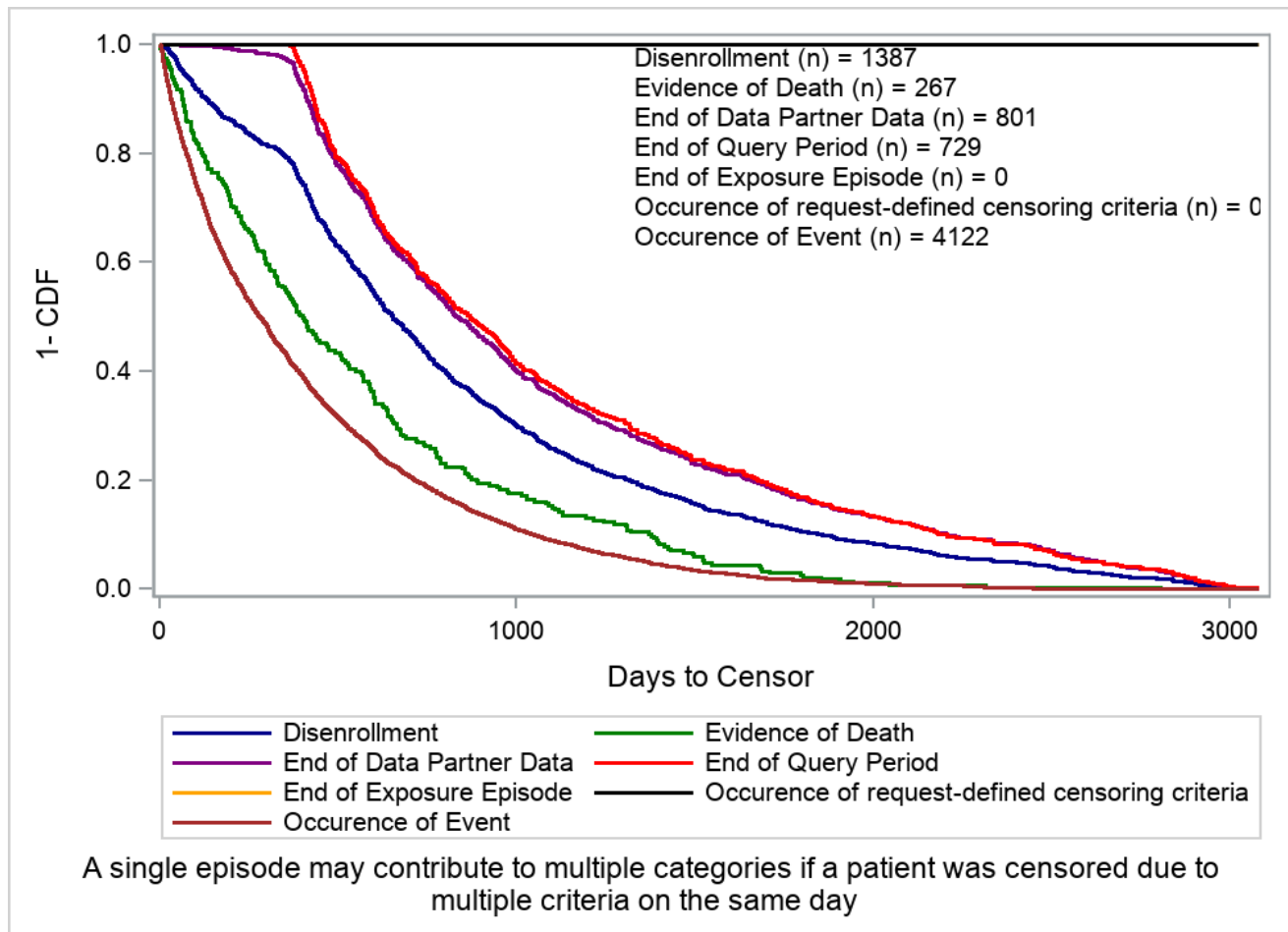


Figure 1v. Cumulative Reasons for End of Follow-up Among Patients with at Least a Total of 183-Day Chronic Obstructive Pulmonary Disease (COPD) Chronic Medication Coverage in Pre-Index (From -365 to -1): Death, Point Exposure

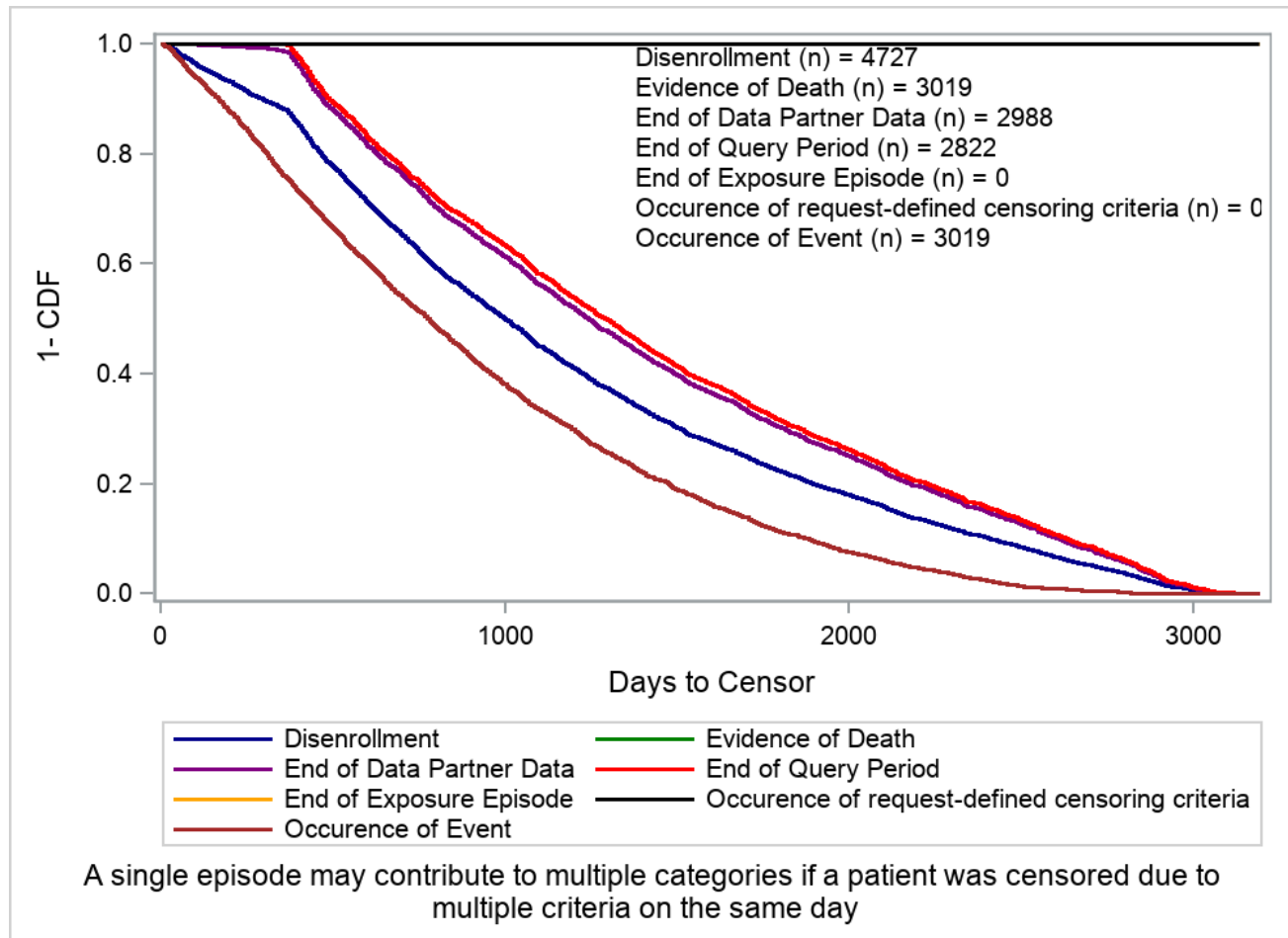


Figure 1w. Cumulative Reasons for End of Follow-up Among Patients with at Least One Chronic Obstructive Pulmonary Disease (COPD) Chronic Medication Dispensing in Pre-Index (From -365 to -1): Death, Point Exposure

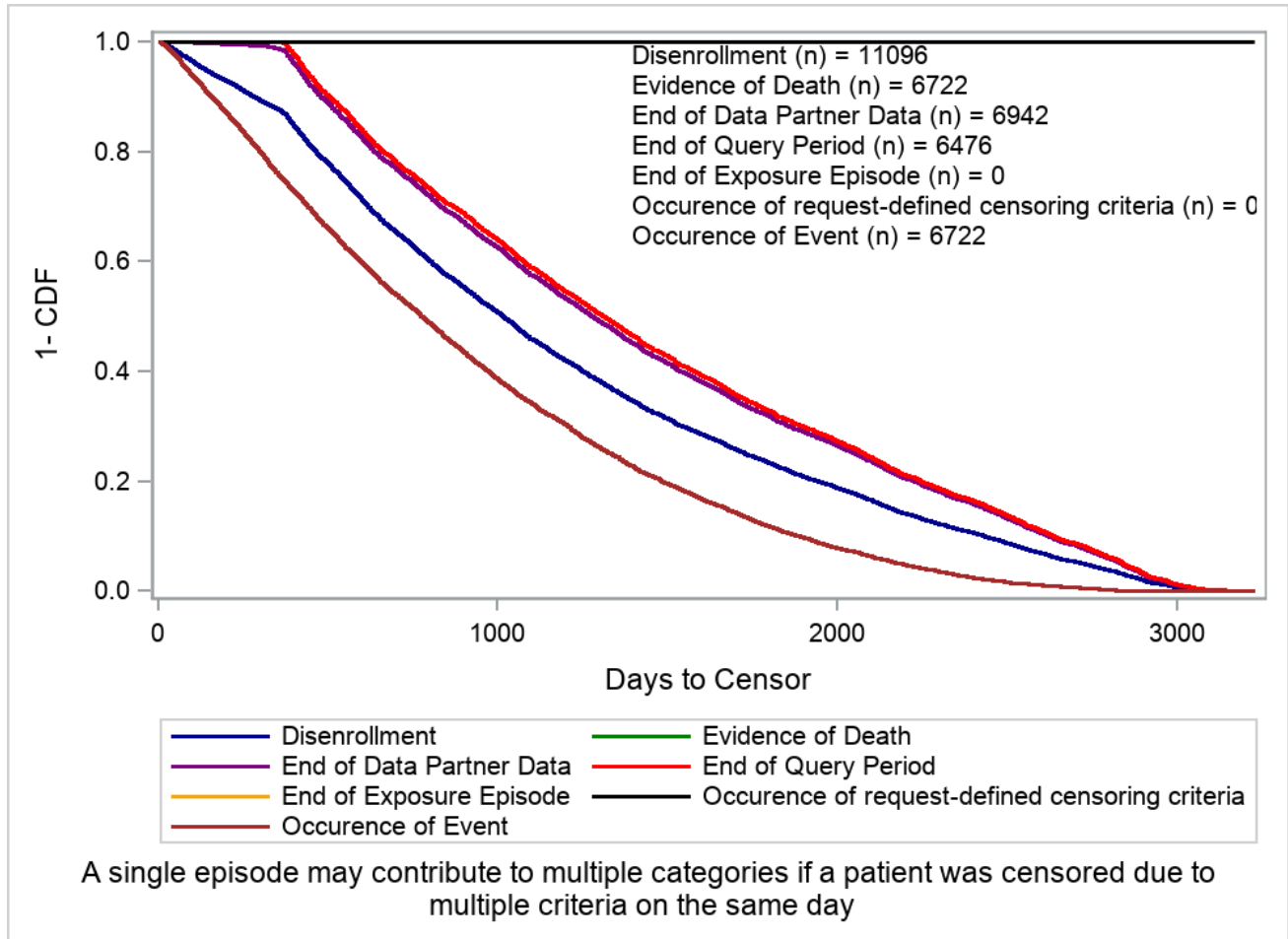


Figure 1x. Cumulative Reasons for End of Follow-up Among Patients with at Least One Exacerbation Episode in Pre-Index (From -365 to -1): Death, Point Exposure

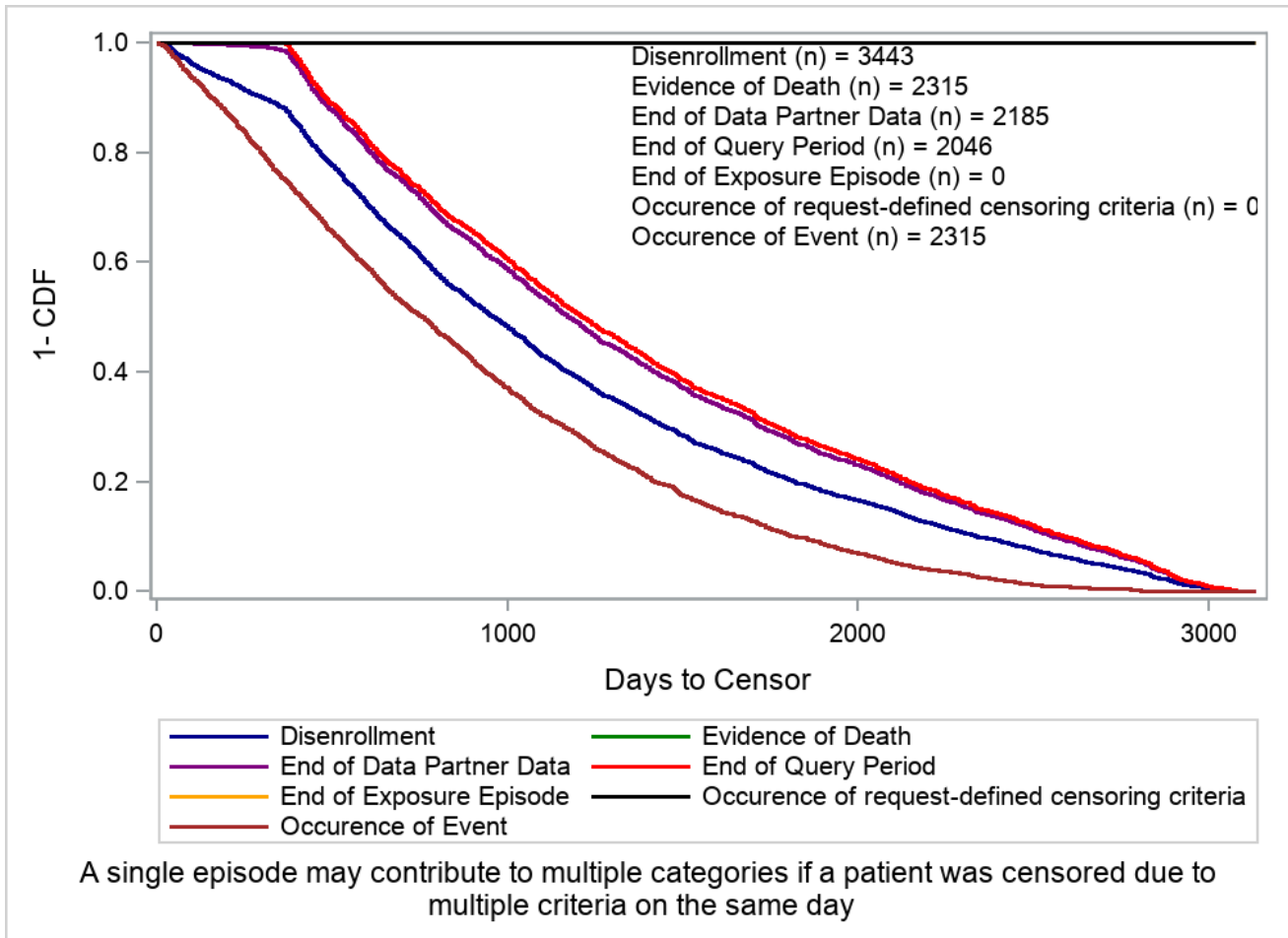


Figure 2a. Kaplan-Meier Estimate of Hospitalizations Not Occurring, As Treated

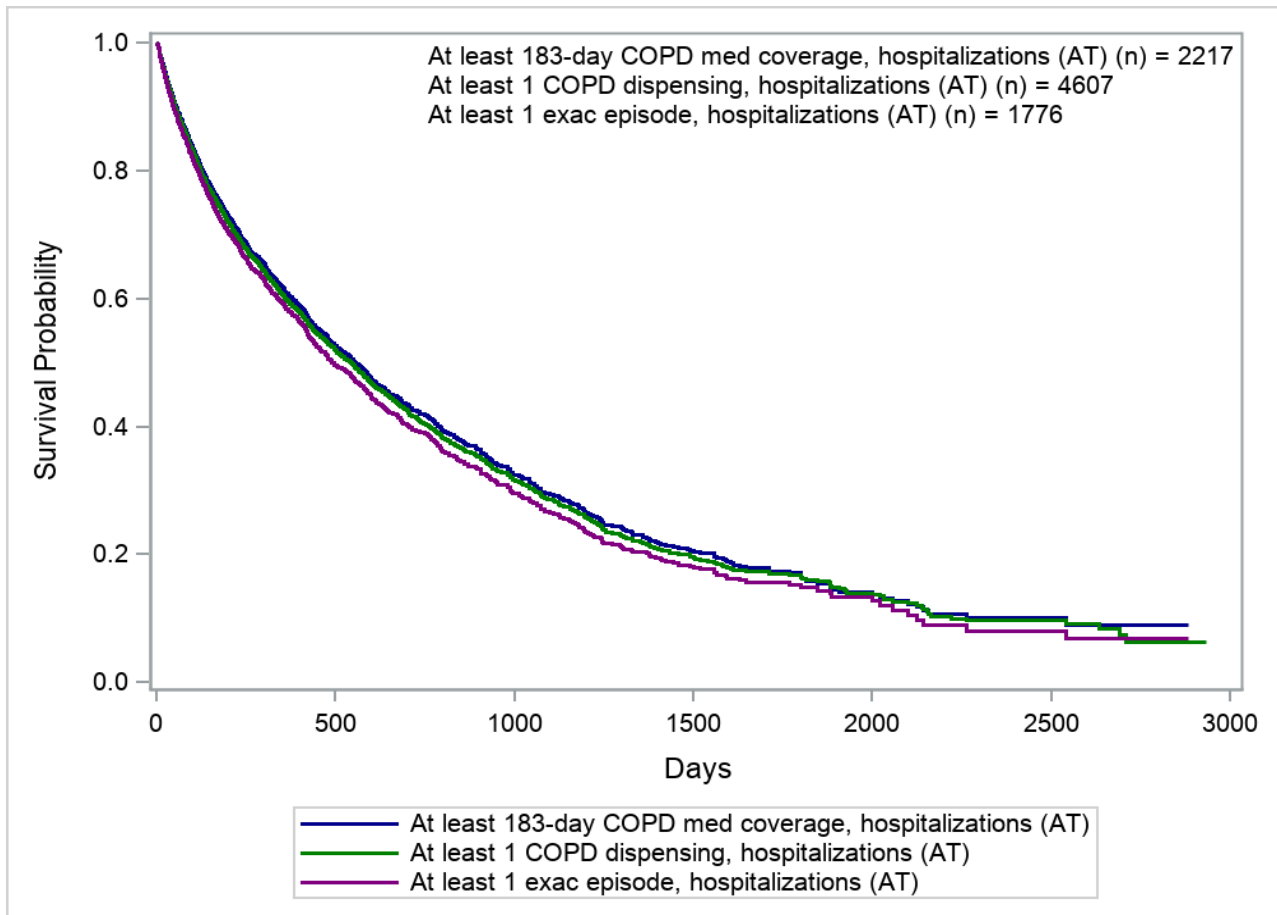


Figure 2b. Kaplan-Meier Estimate of Hospitalizations Not Occurring, Point Exposure

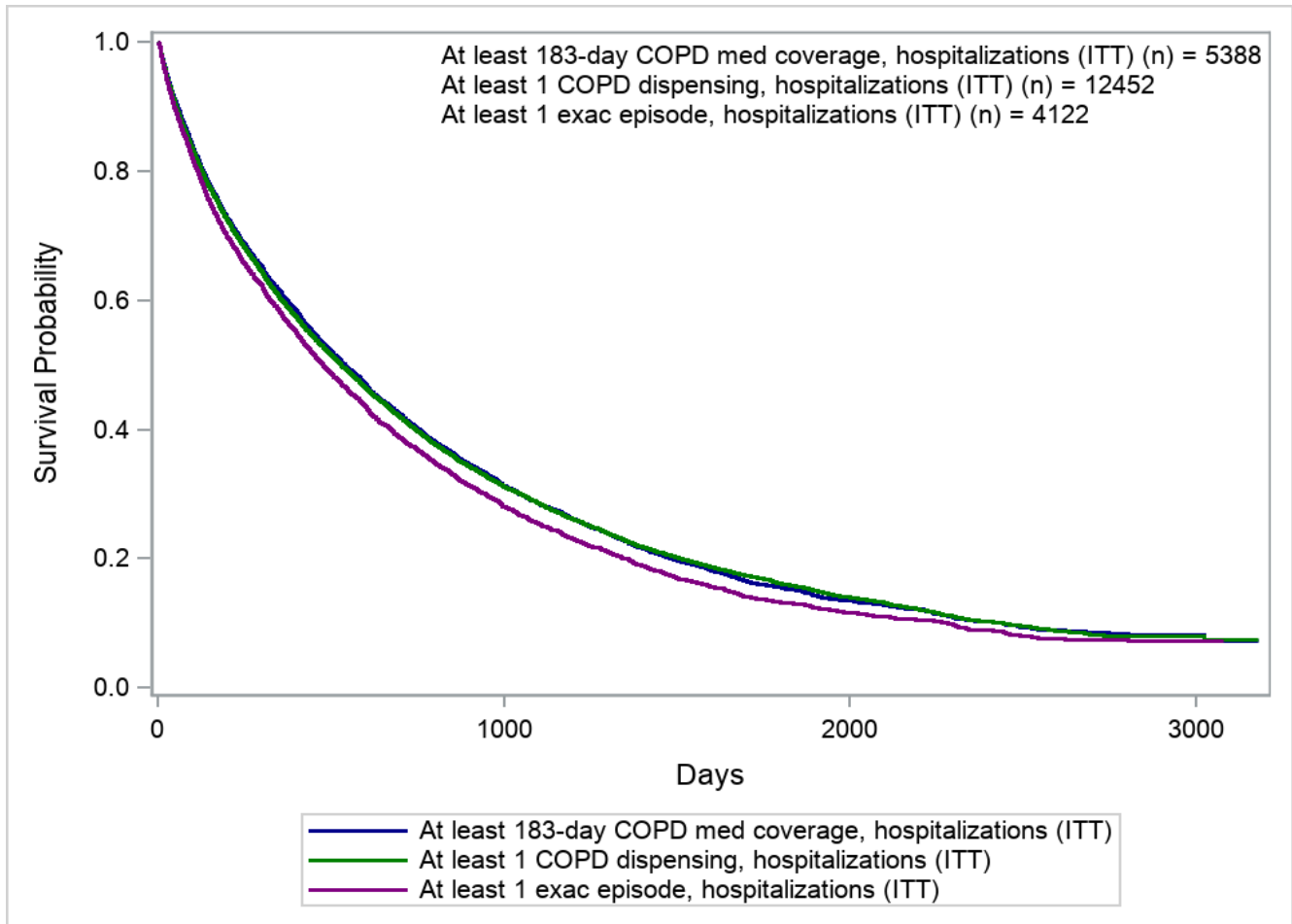


Figure 2c. Kaplan-Meier Estimate of Moderate or Severe Exacerbation Not Occurring, As Treated

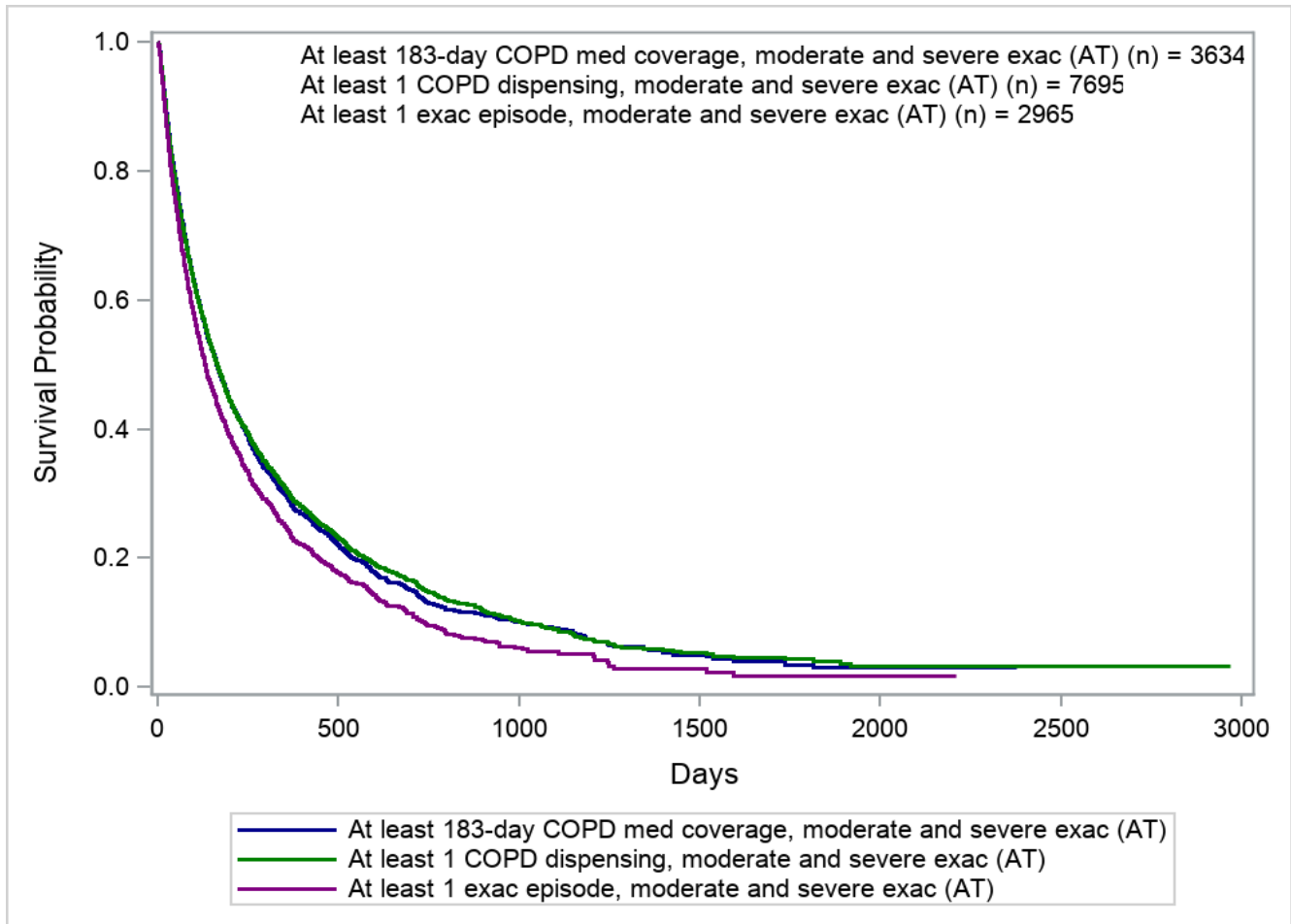


Figure 2d. Kaplan-Meier Estimate of Moderate or Severe Exacerbation Not Occurring, Point Exposure

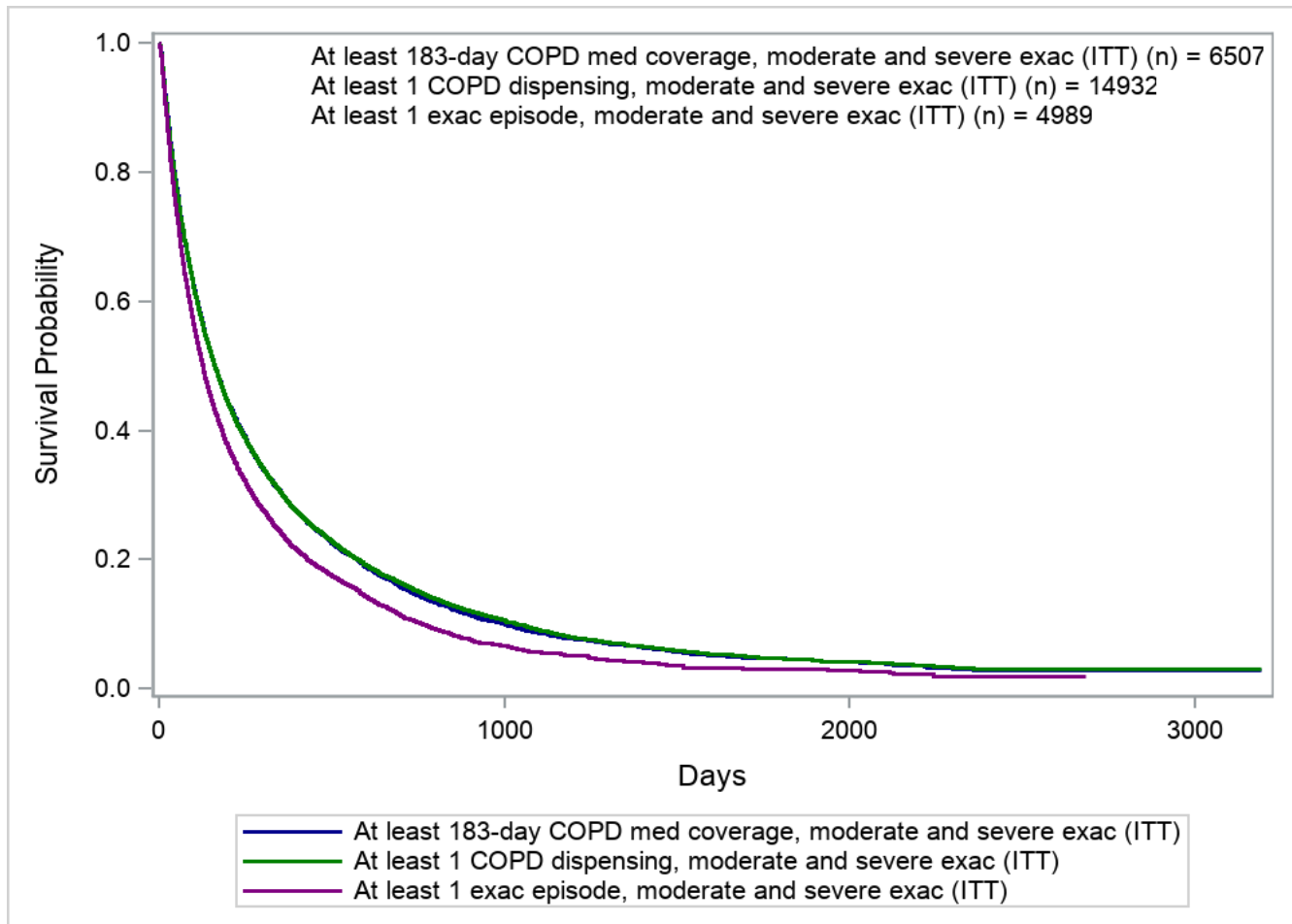


Figure 2e. Kaplan-Meier Estimate of Severe Exacerbation Not Occurring, As Treated

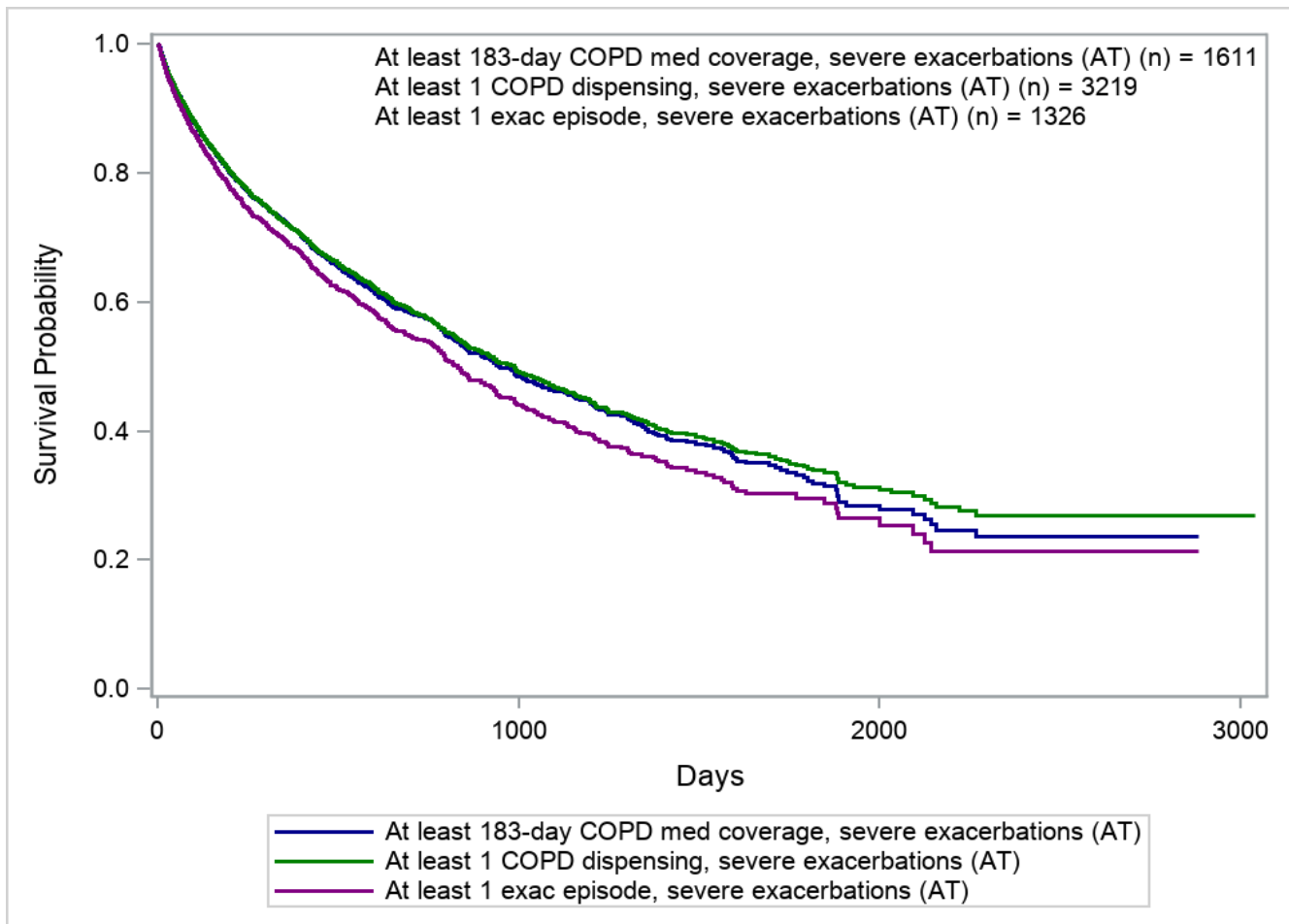


Figure 2f. Kaplan-Meier Estimate of Severe Exacerbation Not Occurring, Point Exposure

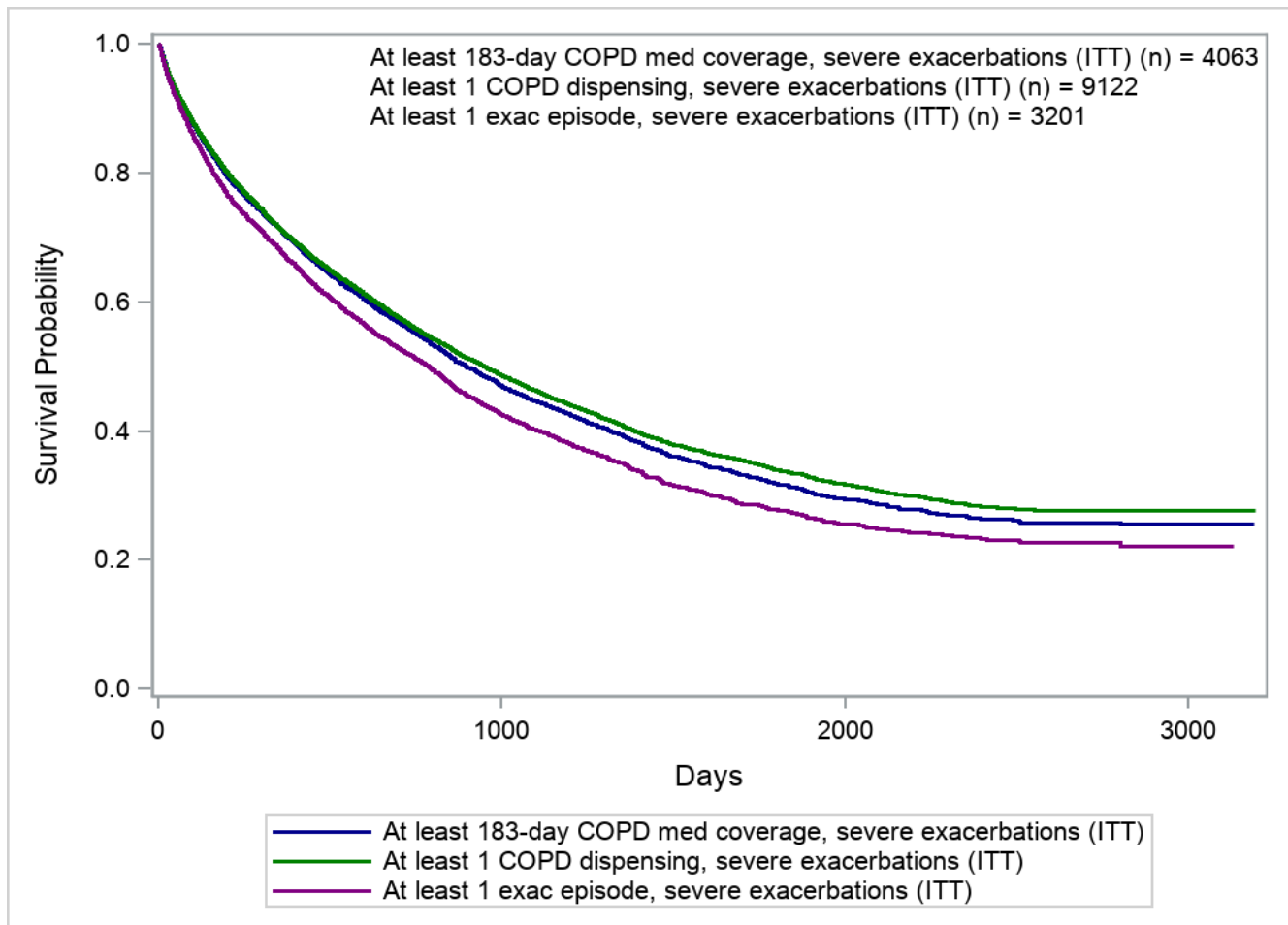


Figure 2g. Kaplan-Meier Estimate of Death Not Occurring, As Treated

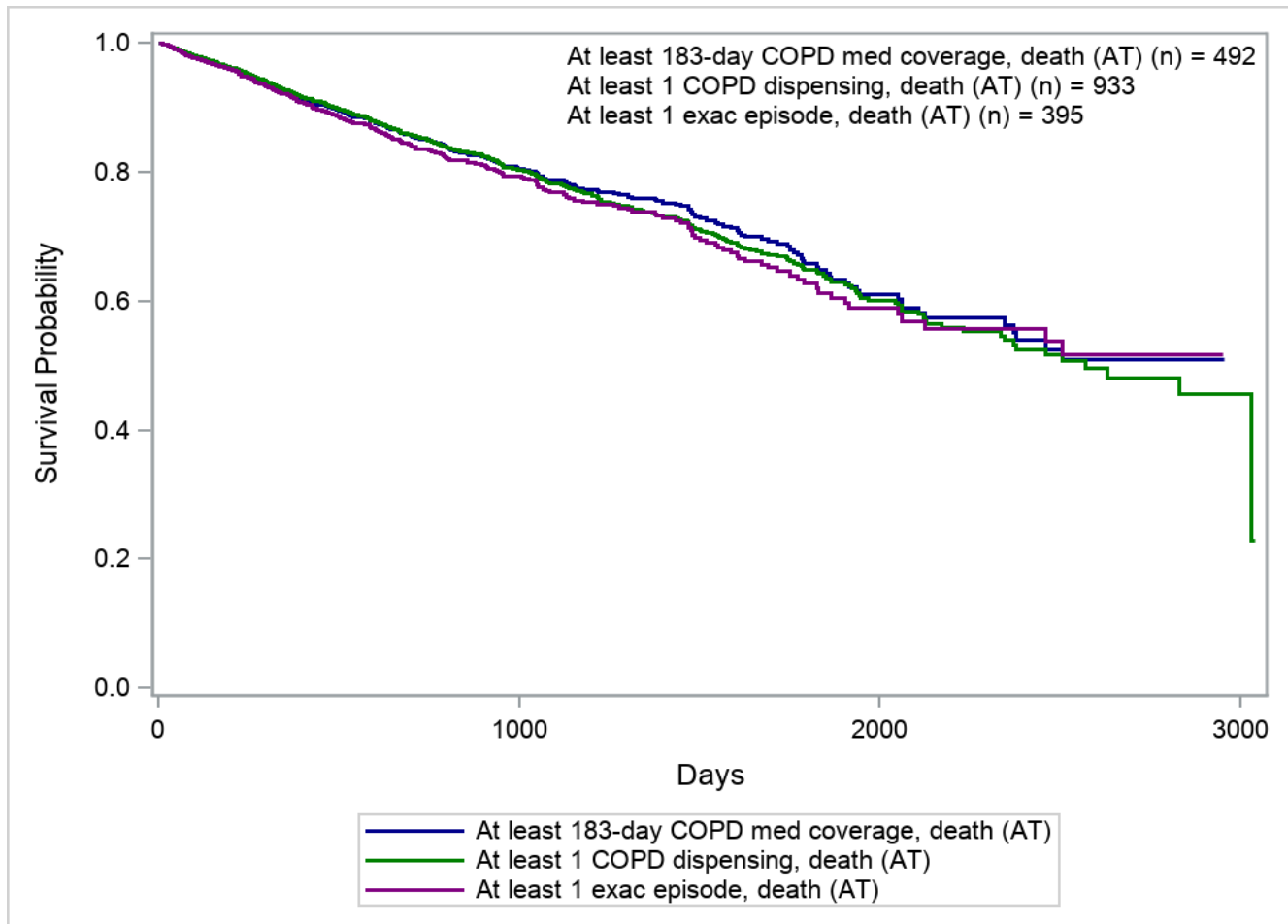


Figure 2h. Kaplan-Meier Estimate of Death Not Occurring, Point Exposure

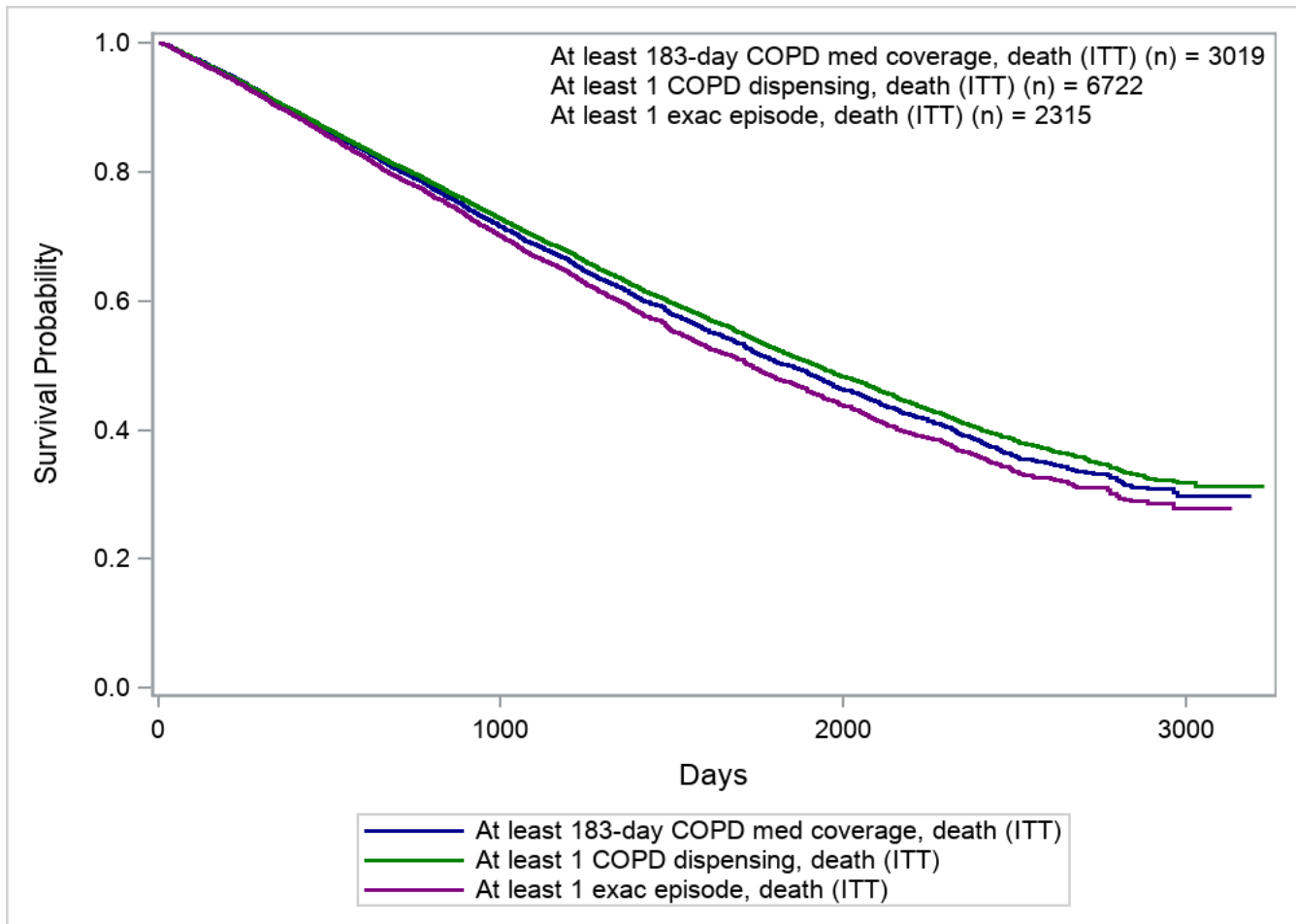


Figure 3a. Distribution of Post-Treatment Moderate or Severe Exacerbation Episodes Among Azithromycin or Roflumilast Users With at Least 183-Day Chronic Obstructive Pulmonary Disease (COPD) Chronic Medication Coverage in Pre-Index Who Experience a Moderate or Severe Exacerbation Episode During Follow-Up

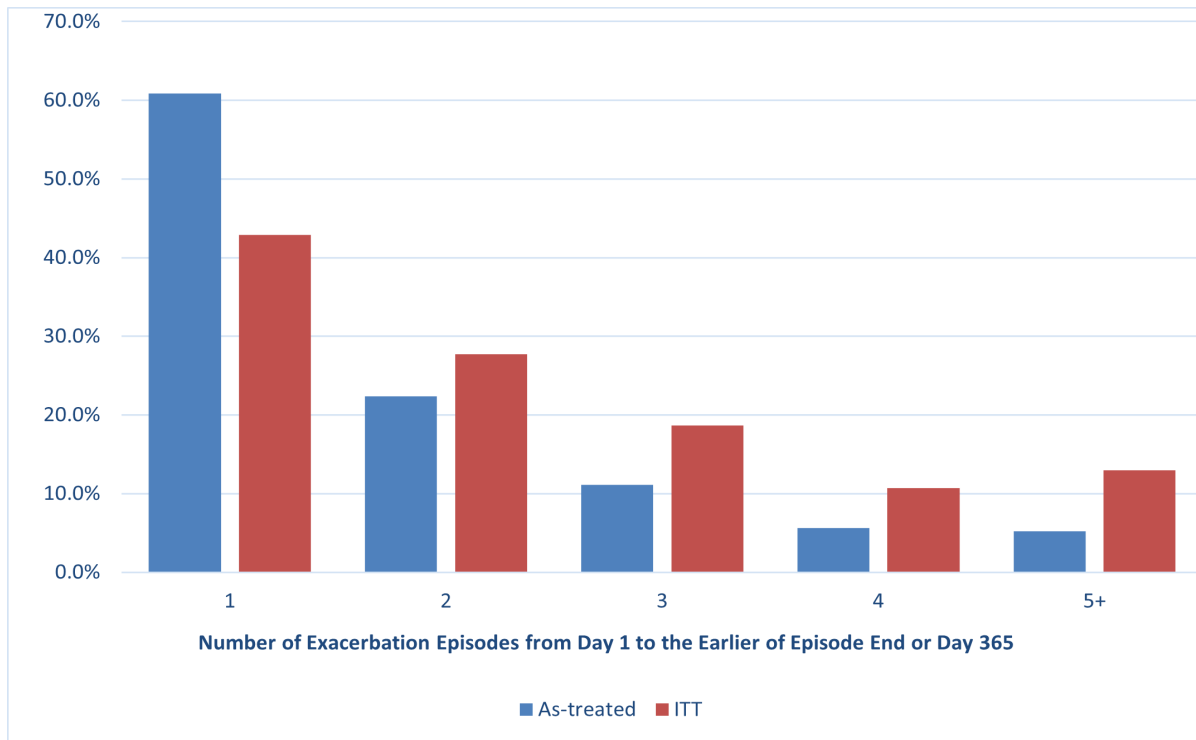


Figure 3b. Distribution of Post-Treatment Moderate or Severe Exacerbation Episodes Among Azithromycin or Roflumilast Users With at Least One Chronic Obstructive Pulmonary Disease (COPD) Chronic Medication Dispensing in Pre-Index Who Experience a Moderate or Severe Exacerbation Episode During Follow-Up

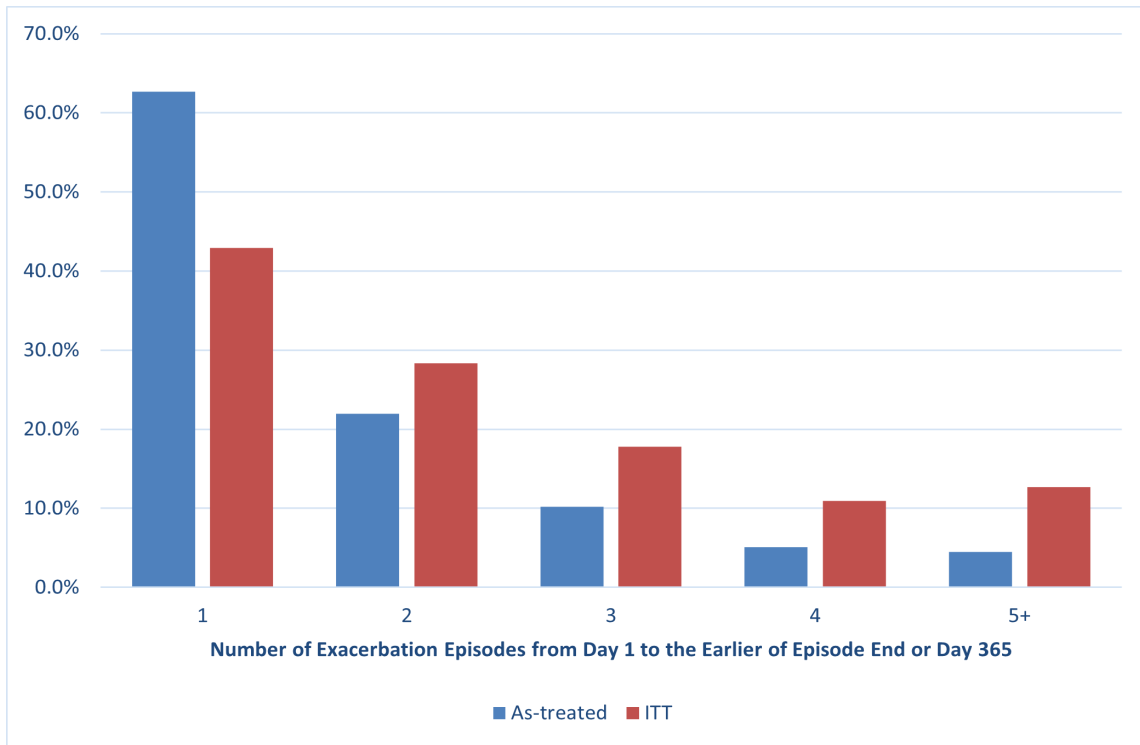


Figure 3c. Distribution of Post-Treatment Moderate or Severe Exacerbation Episodes Among Azithromycin or Roflumilast Users With at Least One Chronic Obstructive Pulmonary Disease (COPD) Exacerbation Episode in Pre-Index Who Experience a Moderate or Severe Exacerbation Episode During Follow-Up

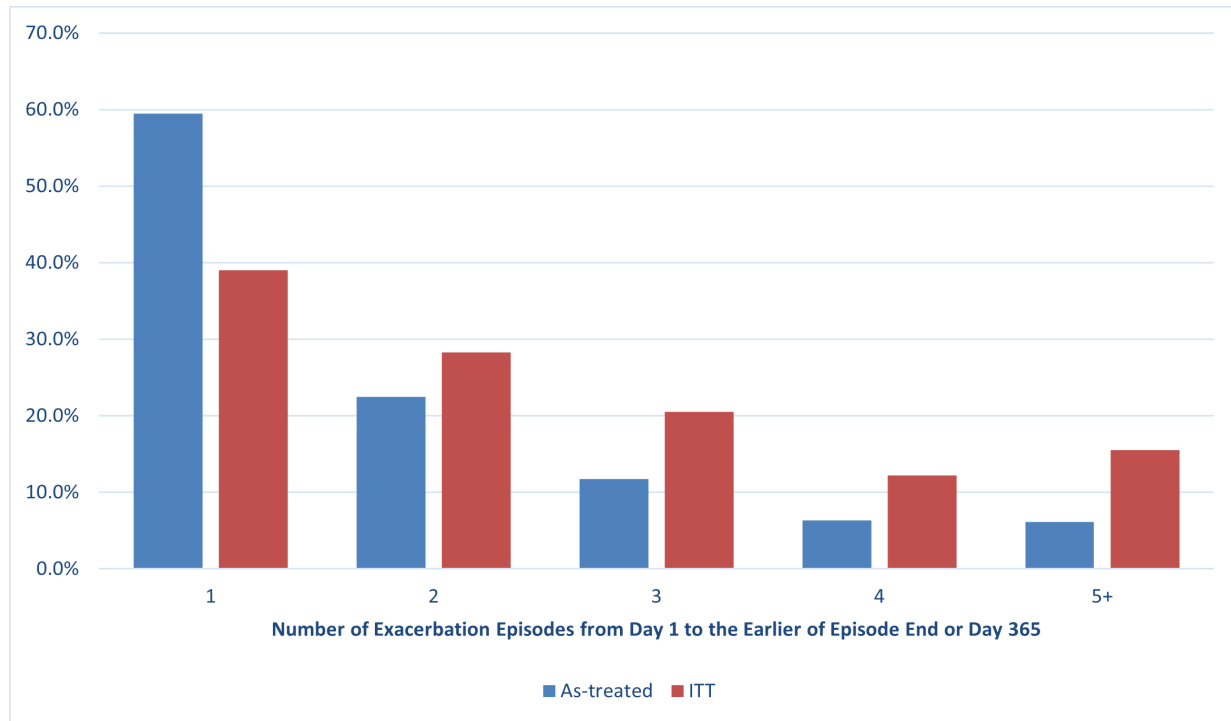


Figure 3d. Distribution of Post-Treatment Severe Exacerbation Episodes Among Azithromycin or Roflumilast Users With at Least 183-Day Chronic Obstructive Pulmonary Disease (COPD) Chronic Medication Coverage in Pre-Index Who Experience a Severe Exacerbation Episode During Follow-Up

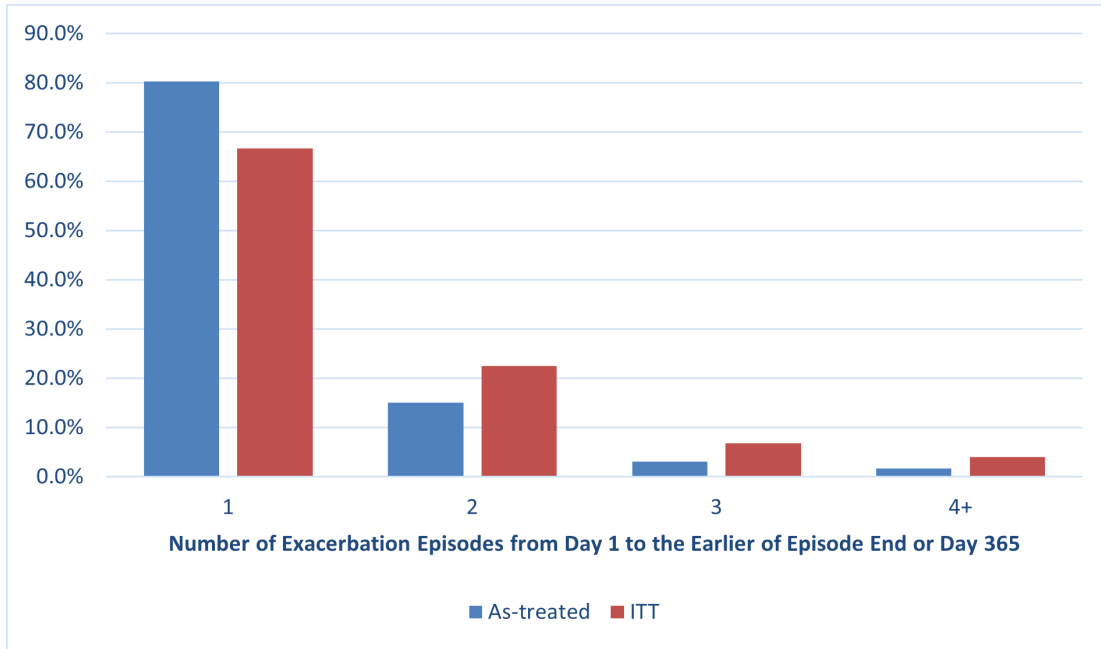


Figure 3e. Distribution of Post-Treatment Severe Exacerbation Episodes Among Azithromycin or Roflumilast Users With at Least One Chronic Obstructive Pulmonary Disease (COPD) Chronic Medication Dispensing in Pre-Index Who Experience a Severe Exacerbation Episode During Follow-Up

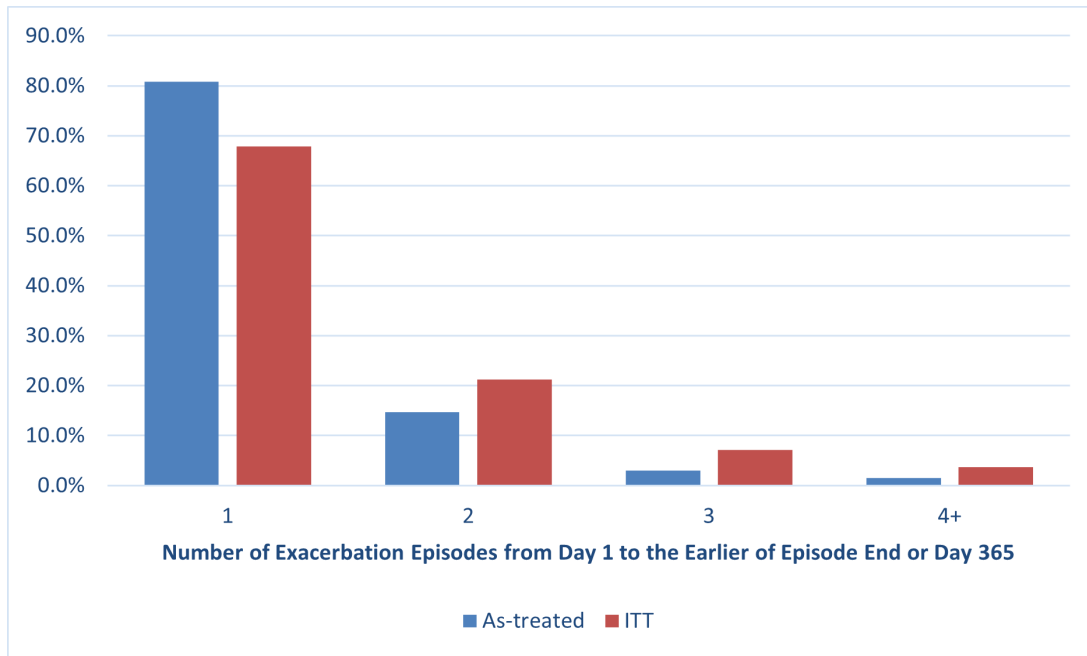
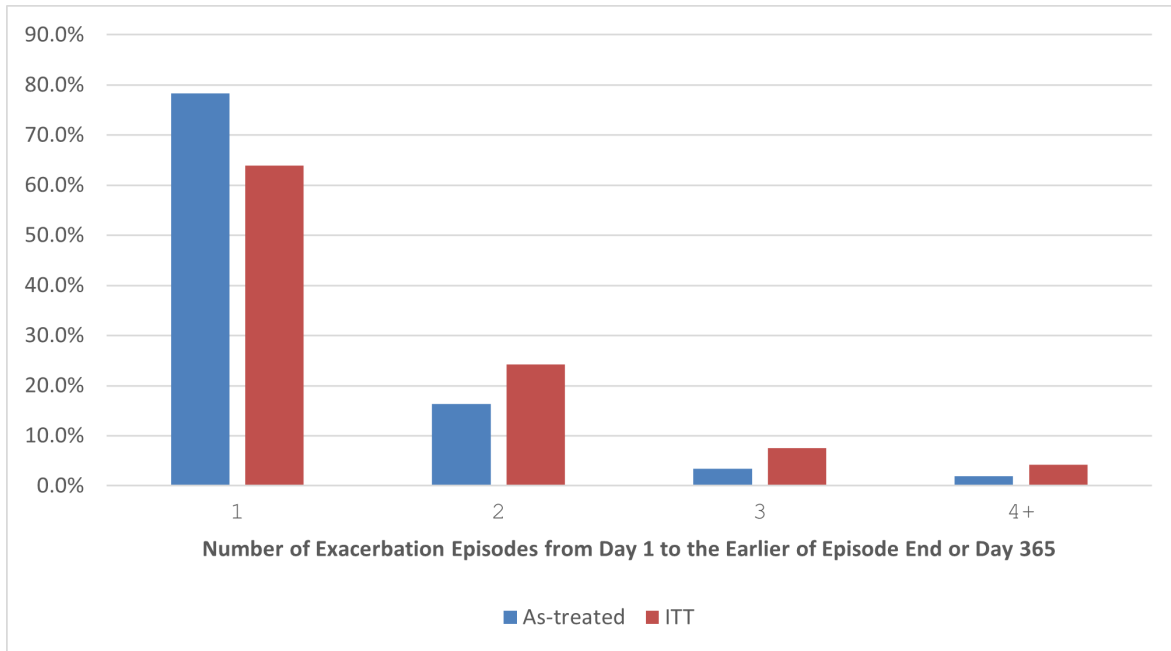


Figure 3f. Distribution of Post-Treatment Severe Exacerbation Episodes Among Azithromycin or Roflumilast Users With at Least One Chronic Obstructive Pulmonary Disease (COPD) Exacerbation Episode in Pre-Index Who Experience a Severe Exacerbation Episode During Follow-Up



Appendix A: Start and End Dates for Each Data Partner up to Request End Date (December 31, 2018)

Masked ID	DP Start Date ¹	DP End Date ¹
DP01	01/01/2000	02/28/2019
DP02	01/01/2000	01/31/2019
DP03	01/01/2004	08/31/2019
DP04	01/01/2008	02/29/2020
DP05	01/01/2000	06/30/2019
DP06	01/01/2006	08/31/2020
DP07	01/01/2000	07/31/2019
DP08	06/01/2007	10/31/2019
DP09	01/01/2000	11/30/2017
DP10	01/01/2005	07/31/2018
DP11	01/01/2000	04/30/2019
DP12	01/01/2000	03/31/2019
DP13	01/01/2000	12/31/2018
DP14	01/01/2000	06/30/2020
DP15	01/01/2010	12/31/2019

¹The start and end dates are based on the minimum and maximum dates within each DP. The month with the maximum date must have at least 80% of the number of records in the previous month.

Appendix B. List of Generic and Brand Names of Medical Products Used to Define Exposures in this Request

Generic Name	Brand Name
Azithromycin	
azithromycin	Zithromax
azithromycin	Zithromax Z-Pak
azithromycin	Zithromax TRI-PAK
azithromycin	Zmax Pediatric
azithromycin	Zmax
azithromycin	azithromycin
Azithromycin Dihydrate	Azithromycin Dihydrate
Azithromycin Dihydrate	Zithromax
azithromycin monohydrate	azithromycin monohydrate
Roflumilast	
roflumilast	Daliresp
roflumilast	roflumilast

Appendix C. List of Generic and Brand Names of Medical Products Used to Define Inclusion and Exclusion Criteria in this Request

Generic Name	Brand Name
Inhaled Corticosteroids (ICS) Mono-Product	
budesonide	budesonide
budesonide	Pulmicort
budesonide	Pulmicort Flexhaler
fluticasone furoate	Arnuity Ellipta
fluticasone propionate	Flovent HFA
fluticasone propionate	Flovent Diskus
mometasone furoate	Asmanex Twisthaler
mometasone furoate	Asmanex HFA
beclomethasone dipropionate	Qvar
beclomethasone dipropionate	Qvar RediHaler
budesonide	Pulmicort Turbuhaler
ciclesonide	Alvesco
fluticasone propionate	ArmonAir RespiClick
ICS and Long-Acting Beta Agonist (LABA) Combination Product	
mometasone furoate/formoterol fumarate	Dulera
fluticasone propionate/salmeterol xinafoate	fluticasone propion-salmeterol
fluticasone propionate/salmeterol xinafoate	Advair Diskus
fluticasone propionate/salmeterol xinafoate	Advair HFA
fluticasone furoate/vilanterol trifenate	Breo Ellipta
budesonide/formoterol fumarate	Symbicort
fluticasone propionate/salmeterol xinafoate	Wixela Inhub
fluticasone propionate/salmeterol xinafoate	AirDuo RespiClick
Long-Acting Muscarinic Antagonist (LAMA) Mono-Product	
umeclidinium bromide	Incruse Ellipta
tiotropium bromide	Spiriva with HandiHaler
tiotropium bromide	Spiriva Respimat
glycopyrrolate	Seebri Neohaler
aclidinium bromide	Tudorza Pressair
revefenacin	Yupelri
glycopyrrolate/nebulizer and accessories	Lonhala Magnair Starter
glycopyrrolate/nebulizer accessories	Lonhala Magnair Refill
LABA and LAMA Combination Product	
glycopyrrolate/formoterol fumarate	Bevespi Aerosphere
indacaterol maleate/glycopyrrolate	Utibron Neohaler
tiotropium bromide/olodaterol HCl	Stiolto Respimat
umeclidinium bromide/vilanterol trifenate	Anoro Ellipta
ICS, LABA and LAMA Combination Product	
fluticasone furoate/umeclidinium bromide/vilanterol trifenate	Trelegy Ellipta

Appendix D. List of International Classification of Diseases, Ninth and Tenth Revisions, Clinical Modification (ICD-9-CM and ICD-10-CM) Diagnosis Codes Used to Define Inclusion and Exclusion Criteria in this Request

Code	Description	Code Category	Code Type
Chronic Obstructive Pulmonary Disease (COPD) Exacerbations			
491.21	Obstructive chronic bronchitis, with (acute) exacerbation	Diagnosis	ICD-9-CM
491.22	Obstructive chronic bronchitis with acute bronchitis	Diagnosis	ICD-9-CM
J44.0	Chronic obstructive pulmonary disease with acute lower respiratory infection	Diagnosis	ICD-10-CM
J44.1	Chronic obstructive pulmonary disease with (acute) exacerbation	Diagnosis	ICD-10-CM
Chronic Obstructive Pulmonary Disease (COPD)			
491.20	Obstructive chronic bronchitis without exacerbation	Diagnosis	ICD-9-CM
491.0	Simple chronic bronchitis	Diagnosis	ICD-9-CM
491.1	Mucopurulent chronic bronchitis	Diagnosis	ICD-9-CM
491.8	Other chronic bronchitis	Diagnosis	ICD-9-CM
491.9	Unspecified chronic bronchitis	Diagnosis	ICD-9-CM
492.0	Emphysematous bleb	Diagnosis	ICD-9-CM
492.8	Other emphysema	Diagnosis	ICD-9-CM
496	Chronic airway obstruction, not elsewhere classified	Diagnosis	ICD-9-CM
J41	Simple and mucopurulent chronic bronchitis	Diagnosis	ICD-10-CM
J41.0	Simple chronic bronchitis	Diagnosis	ICD-10-CM
J41.1	Mucopurulent chronic bronchitis	Diagnosis	ICD-10-CM
J41.8	Mixed simple and mucopurulent chronic bronchitis	Diagnosis	ICD-10-CM
J42	Unspecified chronic bronchitis	Diagnosis	ICD-10-CM
J43	Emphysema	Diagnosis	ICD-10-CM
J43.1	Panlobular emphysema	Diagnosis	ICD-10-CM
J43.2	Centrilobular emphysema	Diagnosis	ICD-10-CM
J43.8	Other emphysema	Diagnosis	ICD-10-CM
J43.9	Emphysema, unspecified	Diagnosis	ICD-10-CM
J44	Other chronic obstructive pulmonary disease	Diagnosis	ICD-10-CM
J44.9	Chronic obstructive pulmonary disease, unspecified	Diagnosis	ICD-10-CM
Asthma Exacerbations			
493.01	Extrinsic asthma with status asthmaticus	Diagnosis	ICD-9-CM
493.02	Extrinsic asthma, with (acute) exacerbation	Diagnosis	ICD-9-CM
493.11	Intrinsic asthma with status asthmaticus	Diagnosis	ICD-9-CM
493.12	Intrinsic asthma, with (acute) exacerbation	Diagnosis	ICD-9-CM
493.91	Asthma, unspecified with status asthmaticus	Diagnosis	ICD-9-CM
493.92	Asthma, unspecified, with (acute) exacerbation	Diagnosis	ICD-9-CM
J45.21	Mild intermittent asthma with (acute) exacerbation	Diagnosis	ICD-10-CM
J45.22	Mild intermittent asthma with status asthmaticus	Diagnosis	ICD-10-CM
J45.31	Mild persistent asthma with (acute) exacerbation	Diagnosis	ICD-10-CM
J45.32	Mild persistent asthma with status asthmaticus	Diagnosis	ICD-10-CM
J45.41	Moderate persistent asthma with (acute) exacerbation	Diagnosis	ICD-10-CM
J45.42	Moderate persistent asthma with status asthmaticus	Diagnosis	ICD-10-CM
J45.51	Severe persistent asthma with (acute) exacerbation	Diagnosis	ICD-10-CM
J45.52	Severe persistent asthma with status asthmaticus	Diagnosis	ICD-10-CM
J45.901	Unspecified asthma with (acute) exacerbation	Diagnosis	ICD-10-CM
J45.902	Unspecified asthma with status asthmaticus	Diagnosis	ICD-10-CM

Appendix D. List of International Classification of Diseases, Ninth and Tenth Revisions, Clinical Modification (ICD-9-CM and ICD-10-CM) Diagnosis Codes Used to Define Inclusion and Exclusion Criteria in this Request

Code	Description	Code Category	Code Type
Asthma			
493.00	Extrinsic asthma, unspecified	Diagnosis	ICD-9-CM
493.10	Intrinsic asthma, unspecified	Diagnosis	ICD-9-CM
493.20	Chronic obstructive asthma, unspecified ICD-9-CM	Diagnosis	ICD-9-CM
493.21	Chronic obstructive asthma with status asthmaticus ICD-9-CM	Diagnosis	ICD-9-CM
493.22	Chronic obstructive asthma, with (acute) exacerbation ICD-9-CM	Diagnosis	ICD-9-CM
493.82	Cough variant asthma	Diagnosis	ICD-9-CM
493.90	Asthma, unspecified, unspecified status	Diagnosis	ICD-9-CM
J45	Asthma	Diagnosis	ICD-10-CM
J45.2	Mild intermittent asthma	Diagnosis	ICD-10-CM
J45.20	Mild intermittent asthma, uncomplicated	Diagnosis	ICD-10-CM
J45.3	Mild persistent asthma	Diagnosis	ICD-10-CM
J45.30	Mild persistent asthma, uncomplicated	Diagnosis	ICD-10-CM
J45.4	Moderate persistent asthma	Diagnosis	ICD-10-CM
J45.40	Moderate persistent asthma, uncomplicated	Diagnosis	ICD-10-CM
J45.5	Severe persistent asthma	Diagnosis	ICD-10-CM
J45.50	Severe persistent asthma, uncomplicated	Diagnosis	ICD-10-CM
J45.9	Other and unspecified asthma	Diagnosis	ICD-10-CM
J45.90	Unspecified asthma	Diagnosis	ICD-10-CM
J45.909	Unspecified asthma, uncomplicated	Diagnosis	ICD-10-CM
J45.99	Other asthma	Diagnosis	ICD-10-CM
J45.991	Cough variant asthma	Diagnosis	ICD-10-CM
J45.998	Other asthma	Diagnosis	ICD-10-CM
Alpha-1-Antitrypsin Deficiency			
273.4	Alpha-1-antitrypsin deficiency	Diagnosis	ICD-9-CM
E88.01	Alpha-1-antitrypsin deficiency	Diagnosis	ICD-10-CM
Bronchiectasis			
J47	Bronchiectasis	Diagnosis	ICD-10-CM
J47.0	Bronchiectasis with acute lower respiratory infection	Diagnosis	ICD-10-CM
J47.1	Bronchiectasis with (acute) exacerbation	Diagnosis	ICD-10-CM
J47.9	Bronchiectasis, uncomplicated	Diagnosis	ICD-10-CM
Q33.4	Congenital bronchiectasis	Diagnosis	ICD-10-CM
A15.0	Tuberculous bronchiectasis (current disease)	Diagnosis	ICD-10-CM
494.0	Bronchiectasis without acute exacerbation	Diagnosis	ICD-9-CM
494.1	Bronchiectasis with acute exacerbation	Diagnosis	ICD-9-CM
748.61	Congenital bronchiectasis	Diagnosis	ICD-9-CM
011.90	Unspecified pulmonary tuberculosis, confirmation unspecified	Diagnosis	ICD-9-CM
011.00	Tuberculosis of lung, infiltrative, confirmation unspecified	Diagnosis	ICD-9-CM
011.01	Tuberculosis of lung, infiltrative, bacteriological or histological examination not done	Diagnosis	ICD-9-CM
011.02	Tuberculosis of lung, infiltrative, bacteriological or histological examination unknown (at present)	Diagnosis	ICD-9-CM
011.03	Tuberculosis of lung, infiltrative, tubercle bacilli found (in sputum) by microscopy	Diagnosis	ICD-9-CM

Appendix D. List of International Classification of Diseases, Ninth and Tenth Revisions, Clinical Modification (ICD-9-CM and ICD-10-CM) Diagnosis Codes Used to Define Inclusion and Exclusion Criteria in this Request

Code	Description	Code Category	Code Type
011.04	Tuberculosis of lung, infiltrative, tubercle bacilli not found (in sputum) by microscopy, but found by bacterial culture	Diagnosis	ICD-9-CM
011.05	Tuberculosis of lung, infiltrative, tubercle bacilli not found by bacteriological examination, but tuberculosis confirmed histologically	Diagnosis	ICD-9-CM
011.06	Tuberculosis of lung, infiltrative, tubercle bacilli not found bacteriological or histological examination, but tuberculosis confirmed by other methods (inoculation of animals)	Diagnosis	ICD-9-CM
011.85	Other specified pulmonary tuberculosis, tubercle bacilli not found by bacteriological examination, but tuberculosis confirmed histologically	Diagnosis	ICD-9-CM
011.86	Other specified pulmonary tuberculosis, tubercle bacilli not found by bacteriological or histological examination, but tuberculosis confirmed by other methods [inoculation of animals]	Diagnosis	ICD-9-CM
011.91	Unspecified pulmonary tuberculosis, bacteriological or histological examination not done	Diagnosis	ICD-9-CM
011.92	Unspecified pulmonary tuberculosis, bacteriological or histological examination unknown (at present)	Diagnosis	ICD-9-CM
011.93	Unspecified pulmonary tuberculosis, tubercle bacilli found (in sputum) by microscopy	Diagnosis	ICD-9-CM
011.94	Unspecified pulmonary tuberculosis, tubercle bacilli not found (in sputum) by microscopy, but found by bacterial culture	Diagnosis	ICD-9-CM
011.95	Unspecified pulmonary tuberculosis, tubercle bacilli not found by bacteriological examination, but tuberculosis confirmed histologically	Diagnosis	ICD-9-CM
011.96	Unspecified pulmonary tuberculosis, tubercle bacilli not found by bacteriological or histological examination, but tuberculosis confirmed by other methods [inoculation of animals]	Diagnosis	ICD-9-CM
Cystic Fibrosis			
E84	Cystic fibrosis	Diagnosis	ICD-10-CM
E84.0	Cystic fibrosis with pulmonary manifestations	Diagnosis	ICD-10-CM
E84.1	Cystic fibrosis with intestinal manifestations	Diagnosis	ICD-10-CM
E84.11	Meconium ileus in cystic fibrosis	Diagnosis	ICD-10-CM
E84.19	Cystic fibrosis with other intestinal manifestations	Diagnosis	ICD-10-CM
E84.8	Cystic fibrosis with other manifestations	Diagnosis	ICD-10-CM
E84.9	Cystic fibrosis, unspecified	Diagnosis	ICD-10-CM
277.00	Cystic fibrosis without mention of meconium ileus	Diagnosis	ICD-9-CM
277.01	Cystic fibrosis with meconium ileus	Diagnosis	ICD-9-CM
277.02	Cystic fibrosis with pulmonary manifestations	Diagnosis	ICD-9-CM
277.03	Cystic fibrosis with gastrointestinal manifestations	Diagnosis	ICD-9-CM
277.09	Cystic fibrosis with other manifestations	Diagnosis	ICD-9-CM
Sarcoidosis			
D86	Sarcoidosis	Diagnosis	ICD-10-CM
D860	Sarcoidosis of lung	Diagnosis	ICD-10-CM
D861	Sarcoidosis of lymph nodes	Diagnosis	ICD-10-CM
D862	Sarcoidosis of lung with sarcoidosis of lymph nodes	Diagnosis	ICD-10-CM
D863	Sarcoidosis of skin	Diagnosis	ICD-10-CM

Appendix D. List of International Classification of Diseases, Ninth and Tenth Revisions, Clinical Modification (ICD-9-CM and ICD-10-CM) Diagnosis Codes Used to Define Inclusion and Exclusion Criteria in this Request

Code	Description	Code Category	Code Type
D868	Sarcoidosis of other sites	Diagnosis	ICD-10-CM
D8681	Sarcoid meningitis	Diagnosis	ICD-10-CM
D8682	Multiple cranial nerve palsies in sarcoidosis	Diagnosis	ICD-10-CM
D8683	Sarcoid iridocyclitis	Diagnosis	ICD-10-CM
D8684	Sarcoid pyelonephritis	Diagnosis	ICD-10-CM
D8685	Sarcoid myocarditis	Diagnosis	ICD-10-CM
D8686	Sarcoid arthropathy	Diagnosis	ICD-10-CM
D8687	Sarcoid myositis	Diagnosis	ICD-10-CM
D8689	Sarcoidosis of other sites	Diagnosis	ICD-10-CM
D869	Sarcoidosis, unspecified	Diagnosis	ICD-10-CM
135	Sarcoidosis	Diagnosis	ICD-9-CM
Interstitial Lung Disease (ILD), Pneumoconiosis and Miscellaneous Lung Diseases			
J84	Other interstitial pulmonary diseases	Diagnosis	ICD-10-CM
J84.0	Alveolar and parieto-alveolar conditions	Diagnosis	ICD-10-CM
J84.01	Alveolar proteinosis	Diagnosis	ICD-10-CM
J84.02	Pulmonary alveolar microlithiasis	Diagnosis	ICD-10-CM
J84.03	Idiopathic pulmonary hemosiderosis	Diagnosis	ICD-10-CM
J84.09	Other alveolar and parieto-alveolar conditions	Diagnosis	ICD-10-CM
J84.1	Other interstitial pulmonary diseases with fibrosis	Diagnosis	ICD-10-CM
J84.11	Idiopathic interstitial pneumonia	Diagnosis	ICD-10-CM
J84.111	Idiopathic interstitial pneumonia, not otherwise specified	Diagnosis	ICD-10-CM
J84.112	Idiopathic pulmonary fibrosis	Diagnosis	ICD-10-CM
J84.113	Idiopathic non-specific interstitial pneumonitis	Diagnosis	ICD-10-CM
J84.114	Acute interstitial pneumonitis	Diagnosis	ICD-10-CM
J84.115	Respiratory bronchiolitis interstitial lung disease	Diagnosis	ICD-10-CM
J84.116	Cryptogenic organizing pneumonia	Diagnosis	ICD-10-CM
J84.117	Desquamative interstitial pneumonia	Diagnosis	ICD-10-CM
J84.17	Other interstitial pulmonary diseases with fibrosis in diseases classified elsewhere	Diagnosis	ICD-10-CM
J84.2	Lymphoid interstitial pneumonia	Diagnosis	ICD-10-CM
J84.8	Other specified interstitial pulmonary diseases	Diagnosis	ICD-10-CM
J84.81	Lymphangiomyomatosis	Diagnosis	ICD-10-CM
J84.82	Adult pulmonary Langerhans cell histiocytosis	Diagnosis	ICD-10-CM
J84.83	Surfactant mutations of the lung	Diagnosis	ICD-10-CM
J84.84	Other interstitial lung diseases of childhood	Diagnosis	ICD-10-CM
J84.841	Neuroendocrine cell hyperplasia of infancy	Diagnosis	ICD-10-CM
J84.842	Pulmonary interstitial glycogenesis	Diagnosis	ICD-10-CM
J84.843	Alveolar capillary dysplasia with vein misalignment	Diagnosis	ICD-10-CM
J84.848	Other interstitial lung diseases of childhood	Diagnosis	ICD-10-CM
J84.89	Other specified interstitial pulmonary diseases	Diagnosis	ICD-10-CM
J84.9	Interstitial pulmonary disease, unspecified	Diagnosis	ICD-10-CM
J60	Coalworker's pneumoconiosis	Diagnosis	ICD-10-CM
J61	Pneumoconiosis due to asbestos and other mineral fibers	Diagnosis	ICD-10-CM
J62	Pneumoconiosis due to dust containing silica	Diagnosis	ICD-10-CM
J63	Pneumoconiosis due to other inorganic dusts	Diagnosis	ICD-10-CM

Appendix D. List of International Classification of Diseases, Ninth and Tenth Revisions, Clinical Modification (ICD-9-CM and ICD-10-CM) Diagnosis Codes Used to Define Inclusion and Exclusion Criteria in this Request

Code	Description	Code Category	Code Type
J64	Unspecified pneumoconiosis	Diagnosis	ICD-10-CM
J65	Pneumoconiosis associated with tuberculosis	Diagnosis	ICD-10-CM
J66	Airway disease due to specific organic dust	Diagnosis	ICD-10-CM
J67	Hypersensitivity pneumonitis due to organic dust	Diagnosis	ICD-10-CM
J68	Respiratory conditions due to inhalation of chemicals, gases, fumes and vapors	Diagnosis	ICD-10-CM
J69	Pneumonitis due to solids and liquids	Diagnosis	ICD-10-CM
J70	Respiratory conditions due to other external agents	Diagnosis	ICD-10-CM
J70.0	Acute pulmonary manifestations due to radiation	Diagnosis	ICD-10-CM
J70.1	Chronic and other pulmonary manifestations due to radiation	Diagnosis	ICD-10-CM
J70.2	Acute drug-induced interstitial lung disorders	Diagnosis	ICD-10-CM
J70.3	Chronic drug-induced interstitial lung disorders	Diagnosis	ICD-10-CM
J70.4	Drug-induced interstitial lung disorders, unspecified	Diagnosis	ICD-10-CM
J70.5	Respiratory conditions due to smoke inhalation	Diagnosis	ICD-10-CM
J70.8	Respiratory conditions due to other specified external agents	Diagnosis	ICD-10-CM
J70.9	Respiratory conditions due to unspecified external agent	Diagnosis	ICD-10-CM
516.34	Respiratory bronchiolitis interstitial lung disease	Diagnosis	ICD-9-CM
516.69	Other interstitial lung diseases of childhood	Diagnosis	ICD-9-CM
516.0	Pulmonary alveolar proteinosis	Diagnosis	ICD-9-CM
516.2	Pulmonary alveolar microlithiasis	Diagnosis	ICD-9-CM
516.1	Idiopathic pulmonary hemosiderosis	Diagnosis	ICD-9-CM
516.8	Other specified alveolar and parietoalveolar pneumonopathies	Diagnosis	ICD-9-CM
516.30	Idiopathic interstitial pneumonia, not otherwise specified	Diagnosis	ICD-9-CM
516.31	Idiopathic pulmonary fibrosis	Diagnosis	ICD-9-CM
516.32	Idiopathic non-specific interstitial pneumonitis	Diagnosis	ICD-9-CM
516.33	Acute interstitial pneumonitis	Diagnosis	ICD-9-CM
516.36	Cryptogenic organizing pneumonia	Diagnosis	ICD-9-CM
516.37	Desquamative interstitial pneumonia	Diagnosis	ICD-9-CM
515	Postinflammatory pulmonary fibrosis	Diagnosis	ICD-9-CM
516.35	Idiopathic lymphoid interstitial pneumonia	Diagnosis	ICD-9-CM
516.4	Lymphangioleiomyomatosis	Diagnosis	ICD-9-CM
516.5	Adult pulmonary Langerhans cell histiocytosis	Diagnosis	ICD-9-CM
516.63	Surfactant mutations of the lung	Diagnosis	ICD-9-CM
516.61	Neuroendocrine cell hyperplasia of infancy	Diagnosis	ICD-9-CM
516.62	Pulmonary interstitial glycogenosis	Diagnosis	ICD-9-CM
516.64	Alveolar capillary dysplasia with vein misalignment	Diagnosis	ICD-9-CM
516.9	Unspecified alveolar and parietoalveolar pneumonopathy	Diagnosis	ICD-9-CM
500	Coal workers' pneumoconiosis	Diagnosis	ICD-9-CM
501	Asbestosis	Diagnosis	ICD-9-CM
505	Unspecified pneumoconiosis	Diagnosis	ICD-9-CM
508.0	Acute pulmonary manifestations due to radiation	Diagnosis	ICD-9-CM
508.1	Chronic and other pulmonary manifestations due to radiation	Diagnosis	ICD-9-CM
508.8	Respiratory conditions due to other specified external agents	Diagnosis	ICD-9-CM
508.2	Respiratory conditions due to smoke inhalation	Diagnosis	ICD-9-CM
508.9	Respiratory conditions due to unspecified external agent	Diagnosis	ICD-9-CM

Appendix D. List of International Classification of Diseases, Ninth and Tenth Revisions, Clinical Modification (ICD-9-CM and ICD-10-CM) Diagnosis Codes Used to Define Inclusion and Exclusion Criteria in this Request

Code	Description	Code Category	Code Type
502	Pneumoconiosis due to other silica or silicates	Diagnosis	ICD-9-CM
503	Pneumoconiosis due to other inorganic dust	Diagnosis	ICD-9-CM
Other Lung Diseases			
011	Pulmonary tuberculosis	Diagnosis	ICD-9-CM
012	Other respiratory tuberculosis	Diagnosis	ICD-9-CM
495	Extrinsic allergic alveolitis	Diagnosis	ICD-9-CM
510.0	Empyema with fistula	Diagnosis	ICD-9-CM
510.9	Empyema without mention of fistula	Diagnosis	ICD-9-CM
511.0	Pleurisy without mention of effusion or current tuberculosis	Diagnosis	ICD-9-CM
511.1	Pleurisy with effusion, with mention of bacterial cause other than tuberculosis	Diagnosis	ICD-9-CM
511.8	Other specified forms of pleural effusion, except tuberculous	Diagnosis	ICD-9-CM
511.81	Malignant pleural effusion	Diagnosis	ICD-9-CM
511.89	Other specified forms of effusion, except tuberculous	Diagnosis	ICD-9-CM
511.9	Unspecified pleural effusion	Diagnosis	ICD-9-CM
512.0	Spontaneous tension pneumothorax	Diagnosis	ICD-9-CM
512.1	Iatrogenic pneumothorax	Diagnosis	ICD-9-CM
512.2	Postoperative air leak	Diagnosis	ICD-9-CM
512.8	Other pneumothorax and air leak	Diagnosis	ICD-9-CM
512.81	Primary spontaneous pneumothorax	Diagnosis	ICD-9-CM
512.82	Secondary spontaneous pneumothorax	Diagnosis	ICD-9-CM
512.83	Chronic pneumothorax	Diagnosis	ICD-9-CM
512.84	Other air leak	Diagnosis	ICD-9-CM
512.89	Other pneumothorax	Diagnosis	ICD-9-CM
513.0	Abscess of lung	Diagnosis	ICD-9-CM
513.1	Abscess of mediastinum	Diagnosis	ICD-9-CM
516.3	Idiopathic interstitial pneumonia	Diagnosis	ICD-9-CM
516.6	Interstitial lung diseases of childhood	Diagnosis	ICD-9-CM
517.1	Rheumatic pneumonia	Diagnosis	ICD-9-CM
517.2	Lung involvement in systemic sclerosis	Diagnosis	ICD-9-CM
517.3	Acute chest syndrome	Diagnosis	ICD-9-CM
517.8	Lung involvement in other diseases classified elsewhere	Diagnosis	ICD-9-CM
518.0	Pulmonary collapse	Diagnosis	ICD-9-CM
518.1	Interstitial emphysema	Diagnosis	ICD-9-CM
518.2	Compensatory emphysema	Diagnosis	ICD-9-CM
518.3	Pulmonary eosinophilia	Diagnosis	ICD-9-CM
518.4	Unspecified acute edema of lung	Diagnosis	ICD-9-CM
518.5	Pulmonary insufficiency following trauma and surgery	Diagnosis	ICD-9-CM
518.51	Acute respiratory failure following trauma and surgery	Diagnosis	ICD-9-CM
518.52	Other pulmonary insufficiency, not elsewhere classified, following trauma and surgery	Diagnosis	ICD-9-CM
518.53	Acute and chronic respiratory failure following trauma and surgery	Diagnosis	ICD-9-CM
518.6	Allergic bronchopulmonary aspergillosis	Diagnosis	ICD-9-CM
518.7	Transfusion related acute lung injury [TRALI]	Diagnosis	ICD-9-CM
518.8	Other diseases of lung	Diagnosis	ICD-9-CM

Appendix D. List of International Classification of Diseases, Ninth and Tenth Revisions, Clinical Modification (ICD-9-CM and ICD-10-CM) Diagnosis Codes Used to Define Inclusion and Exclusion Criteria in this Request

Code	Description	Code Category	Code Type
518.81	Acute respiratory failure	Diagnosis	ICD-9-CM
518.82	Other pulmonary insufficiency, not elsewhere classified	Diagnosis	ICD-9-CM
518.83	Chronic respiratory failure	Diagnosis	ICD-9-CM
518.84	Acute and chronic respiratory failure	Diagnosis	ICD-9-CM
518.89	Other diseases of lung, not elsewhere classified	Diagnosis	ICD-9-CM
519.0	Tracheostomy complications	Diagnosis	ICD-9-CM
519.00	Unspecified tracheostomy complication	Diagnosis	ICD-9-CM
519.01	Infection of tracheostomy	Diagnosis	ICD-9-CM
519.02	Mechanical complication of tracheostomy	Diagnosis	ICD-9-CM
519.09	Other tracheostomy complications	Diagnosis	ICD-9-CM
519.1	Other diseases of trachea and bronchus, not elsewhere classified	Diagnosis	ICD-9-CM
519.11	Acute bronchospasm	Diagnosis	ICD-9-CM
519.19	Other diseases of trachea and bronchus	Diagnosis	ICD-9-CM
519.2	Mediastinitis	Diagnosis	ICD-9-CM
519.3	Other diseases of mediastinum, not elsewhere classified	Diagnosis	ICD-9-CM
519.4	Disorders of diaphragm	Diagnosis	ICD-9-CM
519.8	Other diseases of respiratory system, not elsewhere classified	Diagnosis	ICD-9-CM
519.9	Unspecified disease of respiratory system	Diagnosis	ICD-9-CM
J18.2	Hypostatic pneumonia, unspecified organism	Diagnosis	ICD-10-CM
J81.1	Chronic pulmonary edema	Diagnosis	ICD-10-CM
J84.10	Pulmonary fibrosis, unspecified	Diagnosis	ICD-10-CM
B44.81	Allergic bronchopulmonary aspergillosis	Diagnosis	ICD-10-CM
D57.01	Hb-SS disease with acute chest syndrome	Diagnosis	ICD-10-CM
D57.211	Sickle-cell/Hb-C disease with acute chest syndrome	Diagnosis	ICD-10-CM
D57.411	Sickle-cell thalassemia with acute chest syndrome	Diagnosis	ICD-10-CM
D57.811	Other sickle-cell disorders with acute chest syndrome	Diagnosis	ICD-10-CM
J17	Pneumonia in diseases classified elsewhere	Diagnosis	ICD-10-CM
J22	Unspecified acute lower respiratory infection	Diagnosis	ICD-10-CM
J39.8	Other specified diseases of upper respiratory tract	Diagnosis	ICD-10-CM
J80	Acute respiratory distress syndrome	Diagnosis	ICD-10-CM
J81.0	Acute pulmonary edema	Diagnosis	ICD-10-CM
J82	Pulmonary eosinophilia, not elsewhere classified	Diagnosis	ICD-10-CM
J85.0	Gangrene and necrosis of lung	Diagnosis	ICD-10-CM
J85.1	Abscess of lung with pneumonia	Diagnosis	ICD-10-CM
J85.2	Abscess of lung without pneumonia	Diagnosis	ICD-10-CM
J85.3	Abscess of mediastinum	Diagnosis	ICD-10-CM
J86.0	Pyothorax with fistula	Diagnosis	ICD-10-CM
J86.9	Pyothorax without fistula	Diagnosis	ICD-10-CM
J90	Pleural effusion, not elsewhere classified	Diagnosis	ICD-10-CM
J91.0	Malignant pleural effusion	Diagnosis	ICD-10-CM
J91.8	Pleural effusion in other conditions classified elsewhere	Diagnosis	ICD-10-CM
J92.0	Pleural plaque with presence of asbestos	Diagnosis	ICD-10-CM
J92.9	Pleural plaque without asbestos	Diagnosis	ICD-10-CM
J93.0	Spontaneous tension pneumothorax	Diagnosis	ICD-10-CM

Appendix D. List of International Classification of Diseases, Ninth and Tenth Revisions, Clinical Modification (ICD-9-CM and ICD-10-CM) Diagnosis Codes Used to Define Inclusion and Exclusion Criteria in this Request

Code	Description	Code Category	Code Type
J93.11	Primary spontaneous pneumothorax	Diagnosis	ICD-10-CM
J93.12	Secondary spontaneous pneumothorax	Diagnosis	ICD-10-CM
J93.81	Chronic pneumothorax	Diagnosis	ICD-10-CM
J93.82	Other air leak	Diagnosis	ICD-10-CM
J93.83	Other pneumothorax	Diagnosis	ICD-10-CM
J93.9	Pneumothorax, unspecified	Diagnosis	ICD-10-CM
J94.0	Chylous effusion	Diagnosis	ICD-10-CM
J94.1	Fibrothorax	Diagnosis	ICD-10-CM
J94.2	Hemothorax	Diagnosis	ICD-10-CM
J94.8	Other specified pleural conditions	Diagnosis	ICD-10-CM
J94.9	Pleural condition, unspecified	Diagnosis	ICD-10-CM
J95.00	Unspecified tracheostomy complication	Diagnosis	ICD-10-CM
J95.01	Hemorrhage from tracheostomy stoma	Diagnosis	ICD-10-CM
J95.02	Infection of tracheostomy stoma	Diagnosis	ICD-10-CM
J95.03	Malfunction of tracheostomy stoma	Diagnosis	ICD-10-CM
J95.04	Tracheo-esophageal fistula following tracheostomy	Diagnosis	ICD-10-CM
J95.09	Other tracheostomy complication	Diagnosis	ICD-10-CM
J95.1	Acute pulmonary insufficiency following thoracic surgery	Diagnosis	ICD-10-CM
J95.2	Acute pulmonary insufficiency following nonthoracic surgery	Diagnosis	ICD-10-CM
J95.3	Chronic pulmonary insufficiency following surgery	Diagnosis	ICD-10-CM
J95.811	Postprocedural pneumothorax	Diagnosis	ICD-10-CM
J95.812	Postprocedural air leak	Diagnosis	ICD-10-CM
J95.821	Acute postprocedural respiratory failure	Diagnosis	ICD-10-CM
J95.822	Acute and chronic postprocedural respiratory failure	Diagnosis	ICD-10-CM
J95.84	Transfusion-related acute lung injury (TRALI)	Diagnosis	ICD-10-CM
J96.00	Acute respiratory failure, unspecified whether with hypoxia or hypercapnia	Diagnosis	ICD-10-CM
J96.01	Acute respiratory failure with hypoxia	Diagnosis	ICD-10-CM
J96.02	Acute respiratory failure with hypercapnia	Diagnosis	ICD-10-CM
J96.10	Chronic respiratory failure, unspecified whether with hypoxia or hypercapnia	Diagnosis	ICD-10-CM
J96.11	Chronic respiratory failure with hypoxia	Diagnosis	ICD-10-CM
J96.12	Chronic respiratory failure with hypercapnia	Diagnosis	ICD-10-CM
J96.20	Acute and chronic respiratory failure, unspecified whether with hypoxia or hypercapnia	Diagnosis	ICD-10-CM
J96.21	Acute and chronic respiratory failure with hypoxia	Diagnosis	ICD-10-CM
J96.22	Acute and chronic respiratory failure with hypercapnia	Diagnosis	ICD-10-CM
J96.90	Respiratory failure, unspecified, unspecified whether with hypoxia or hypercapnia	Diagnosis	ICD-10-CM
J96.91	Respiratory failure, unspecified with hypoxia	Diagnosis	ICD-10-CM
J96.92	Respiratory failure, unspecified with hypercapnia	Diagnosis	ICD-10-CM
J98.01	Acute bronchospasm	Diagnosis	ICD-10-CM
J98.09	Other diseases of bronchus, not elsewhere classified	Diagnosis	ICD-10-CM
J98.11	Atelectasis	Diagnosis	ICD-10-CM
J98.19	Other pulmonary collapse	Diagnosis	ICD-10-CM
J98.2	Interstitial emphysema	Diagnosis	ICD-10-CM
J98.3	Compensatory emphysema	Diagnosis	ICD-10-CM

Appendix D. List of International Classification of Diseases, Ninth and Tenth Revisions, Clinical Modification (ICD-9-CM and ICD-10-CM) Diagnosis Codes Used to Define Inclusion and Exclusion Criteria in this Request

Code	Description	Code Category	Code Type
J98.4	Other disorders of lung	Diagnosis	ICD-10-CM
J98.51	Mediastinitis	Diagnosis	ICD-10-CM
J98.59	Other diseases of mediastinum, not elsewhere classified	Diagnosis	ICD-10-CM
J98.6	Disorders of diaphragm	Diagnosis	ICD-10-CM
J98.8	Other specified respiratory disorders	Diagnosis	ICD-10-CM
J98.9	Respiratory disorder, unspecified	Diagnosis	ICD-10-CM
J99	Respiratory disorders in diseases classified elsewhere	Diagnosis	ICD-10-CM
M32.13	Lung involvement in systemic lupus erythematosus	Diagnosis	ICD-10-CM
M33.01	Juvenile dermatomyositis with respiratory involvement	Diagnosis	ICD-10-CM
M33.11	Other dermatomyositis with respiratory involvement	Diagnosis	ICD-10-CM
M33.21	Polymyositis with respiratory involvement	Diagnosis	ICD-10-CM
M33.91	Dermatopolymyositis, unspecified with respiratory involvement	Diagnosis	ICD-10-CM
M34.81	Systemic sclerosis with lung involvement	Diagnosis	ICD-10-CM
M35.02	Sicca syndrome with lung involvement	Diagnosis	ICD-10-CM
R06.03	Acute respiratory distress	Diagnosis	ICD-10-CM
R09.1	Pleurisy	Diagnosis	ICD-10-CM
Human Immunodeficiency Virus (HIV)			
042	Human immunodeficiency virus [HIV]	Diagnosis	ICD-9-CM
07953	Human immunodeficiency virus, type 2 (HIV 2), in conditions classified elsewhere and of unspecified site	Diagnosis	ICD-9-CM
27910	Unspecified immunodeficiency with predominant T-cell defect	Diagnosis	ICD-9-CM
27919	Other deficiency of cell-mediated immunity	Diagnosis	ICD-9-CM
79571	Nonspecific serologic evidence of human immunodeficiency virus (HIV)	Diagnosis	ICD-9-CM
7958	Abnormal tumor markers	Diagnosis	ICD-9-CM
V08	Asymptomatic human immunodeficiency virus (HIV) infection status	Diagnosis	ICD-9-CM
B20	Human immunodeficiency virus [HIV] disease	Diagnosis	ICD-10-CM
B9735	Human immunodeficiency virus, type 2 [HIV 2] as the cause of diseases classified elsewhere	Diagnosis	ICD-10-CM
D848	Other specified immunodeficiencies	Diagnosis	ICD-10-CM
R75	Inconclusive laboratory evidence of human immunodeficiency virus [HIV]	Diagnosis	ICD-10-CM
Z21	Asymptomatic human immunodeficiency virus [HIV] infection status	Diagnosis	ICD-10-CM

Appendix E. List of International Classification of Diseases, Ninth and Tenth Revisions, Clinical Modification (ICD-9-CM and ICD-10-CM) Diagnosis and Procedure Codes to Define Outcomes in this Request

Code	Description	Code Category	Code Type
Chronic Obstructive Pulmonary Disease (COPD) Exacerbations			
491.21	Obstructive chronic bronchitis, with (acute) exacerbation	Diagnosis	ICD-9-CM
491.22	Obstructive chronic bronchitis with acute bronchitis	Diagnosis	ICD-9-CM
J44.0	Chronic obstructive pulmonary disease with acute lower respiratory infection	Diagnosis	ICD-10-CM
J44.1	Chronic obstructive pulmonary disease with (acute) exacerbation	Diagnosis	ICD-10-CM
Chronic Obstructive Pulmonary Disease (COPD)			
491.20	Obstructive chronic bronchitis without exacerbation	Diagnosis	ICD-9-CM
491.0	Simple chronic bronchitis	Diagnosis	ICD-9-CM
491.1	Mucopurulent chronic bronchitis	Diagnosis	ICD-9-CM
491.8	Other chronic bronchitis	Diagnosis	ICD-9-CM
491.9	Unspecified chronic bronchitis	Diagnosis	ICD-9-CM
492.0	Emphysematous bleb	Diagnosis	ICD-9-CM
492.8	Other emphysema	Diagnosis	ICD-9-CM
496	Chronic airway obstruction, not elsewhere classified	Diagnosis	ICD-9-CM
J41	Simple and mucopurulent chronic bronchitis	Diagnosis	ICD-10-CM
J41.0	Simple chronic bronchitis	Diagnosis	ICD-10-CM
J41.1	Mucopurulent chronic bronchitis	Diagnosis	ICD-10-CM
J41.8	Mixed simple and mucopurulent chronic bronchitis	Diagnosis	ICD-10-CM
J42	Unspecified chronic bronchitis	Diagnosis	ICD-10-CM
J43	Emphysema	Diagnosis	ICD-10-CM
J43.1	Panlobular emphysema	Diagnosis	ICD-10-CM
J43.2	Centrilobular emphysema	Diagnosis	ICD-10-CM
J43.8	Other emphysema	Diagnosis	ICD-10-CM
J43.9	Emphysema, unspecified	Diagnosis	ICD-10-CM
J44	Other chronic obstructive pulmonary disease	Diagnosis	ICD-10-CM
J44.9	Chronic obstructive pulmonary disease, unspecified	Diagnosis	ICD-10-CM
Respiratory Failure			
518.81	Acute respiratory failure	Diagnosis	ICD-9-CM
518.82	Other pulmonary insufficiency, not elsewhere classified	Diagnosis	ICD-9-CM
518.84	Acute and chronic respiratory failure	Diagnosis	ICD-9-CM
799.1	Respiratory Arrest	Diagnosis	ICD-9-CM
J80	Acute respiratory distress syndrome	Diagnosis	ICD-10-CM
J96.0	Acute respiratory failure	Diagnosis	ICD-10-CM
J96.00	Acute respiratory failure, unspecified whether with hypoxia or hypercapnia	Diagnosis	ICD-10-CM
J96.01	Acute respiratory failure with hypoxia	Diagnosis	ICD-10-CM
J96.02	Acute respiratory failure with hypercapnia	Diagnosis	ICD-10-CM
J96.20	Acute and chronic respiratory failure, unspecified whether with hypoxia or hypercapnia	Diagnosis	ICD-10-CM
J96.21	Acute and chronic respiratory failure with hypoxia	Diagnosis	ICD-10-CM
J96.22	Acute and chronic respiratory failure with hypercapnia	Diagnosis	ICD-10-CM
J96.90	Respiratory failure, unspecified, unspecified whether with hypoxia or hypercapnia	Diagnosis	ICD-10-CM
J96.91	Respiratory failure, unspecified with hypoxia	Diagnosis	ICD-10-CM
J96.92	Respiratory failure, unspecified with hypercapnia	Diagnosis	ICD-10-CM
R09.2	Respiratory Arrest	Diagnosis	ICD-10-CM

Appendix F. List of Generic and Brand Names of Medical Products Used to Define Outcomes in this Request

Generic Name	Brand Name
Oral Corticosteroids (OCS)	
betamethasone	Celestone
cortisone acetate	cortisone
cortisone acetate	Cortisone aceticum
deflazacort	Emflaza
dexamethasone	Dexamethasone Intensol
dexamethasone	dexamethasone
dexamethasone	DexPak 10 day
dexamethasone	DexPak 13 Day
dexamethasone	DexPak 6 Day
dexamethasone	Baycadron
dexamethasone	Decadron
dexamethasone	Dxevo
dexamethasone	HiDex
dexamethasone	LoCort
dexamethasone	TaperDex
dexamethasone	Zema-Pak
dexamethasone	ZoDex
dexamethasone	ZonaCort
Dexamethasone	Dexamethsone
dexamethasone	HiDex 6-day
dexamethasone	TaperDex 12-day
dexamethasone	TaperDex 6-day
dexamethasone	TaperDex 7-day
Dexamethasone 1.5 mg	Dexamethasone
Dexamethasone 1.5 mg	Dxevo
dexamethasone/saliva collection device	Cushings Syndrome Diagnostic
hydrocortisone	Cortef
hydrocortisone	hydrocortisone
Hydrocortisone	CORTISOL
Hydrocortisone	Cortisol Phenolic
methylprednisolone	Medrol
methylprednisolone	Medrol (Pak)
methylprednisolone	methylprednisolone
methylprednisolone	Meprolone Unipak
methylprednisolone	Methylpred
methylprednisolone	Methylpred DP
prednisolone	prednisolone
prednisolone	Millipred
prednisolone	Millipred DP
prednisolone	Prelone
prednisolone acetate	Flo-Pred
prednisolone sodium phosphate	prednisolone sodium phosphate
prednisolone sodium phosphate	Millipred
prednisolone sodium phosphate	Orapred

Appendix F. List of Generic and Brand Names of Medical Products Used to Define Outcomes in this Request

Generic Name	Brand Name
prednisolone sodium phosphate	Orapred ODT
prednisolone sodium phosphate	Pediapred
prednisolone sodium phosphate	Veripred 20
Prednisolone Sodium Phosphate	Prednisolone Sodium Phosphate Oral Solution
Prednisolone Sodium Phosphate/Peak Flow Meter	Asmalpred
Prednisolone Sodium Phosphate/Peak Flow Meter	Asmalpred Plus
prednisone	prednisone
prednisone	Prednisone Intensol
prednisone	Deltasone
prednisone	Rayos
prednisone	Sterapred
prednisone	Sterapred DS
Antibiotics	
Amoxicillin and clavulanate potassium	Amoxicillin and clavulanate potassium
amoxicillin	Amoxil
amoxicillin	amoxicillin
amoxicillin	DisperMox
amoxicillin	Moxatag
amoxicillin	Trimox
amoxicillin	Trimox 250
Amoxicillin and Clavulanate Potassium	Amoxicillin and Clavulanate Potassium
amoxicillin and clavulanate potassium	AUGMENTIN ES-600
amoxicillin and clavulanate potassium	AUGMENTIN
amoxicillin clav/pot	AMOXICILLIN CLAV/POT
amoxicillin clav/pot	AMOXICILLIN/CLAV POT
amoxicillin/potassium clavulanate	Augmentin
amoxicillin/potassium clavulanate	Augmentin ES-600
amoxicillin/potassium clavulanate	Augmentin XR
amoxicillin/potassium clavulanate	amoxicillin-pot clavulanate
ampicillin trihydrate	ampicillin
ampicillin trihydrate	Principen
azithromycin	Zithromax
azithromycin	Zithromax Z-Pak
azithromycin	Zithromax TRI-PAK
azithromycin	Zmax Pediatric
azithromycin	Zmax
azithromycin	azithromycin
Azithromycin Dihydrate	Azithromycin Dihydrate
Azithromycin Dihydrate	Zithromax
azithromycin monohydrate	azithromycin monohydrate
doxycycline	Okebo
Doxycycline	Mondoxyne
Doxycycline	Mondoxyne NL 100mg
Doxycycline	Mondoxyne NL
doxycycline calcium	Vibramycin

Appendix F. List of Generic and Brand Names of Medical Products Used to Define Outcomes in this Request

Generic Name	Brand Name
doxycycline calcium	Vibramycin Calcium
doxycycline hyclate	Vibramycin
doxycycline hyclate	Vibra-Tabs
doxycycline hyclate	doxycycline hyclate
Doxycycline hyclate	Doxycycline
doxycycline hyclate	Periostat
doxycycline hyclate	Doryx
doxycycline hyclate	Acticlate
doxycycline hyclate	Morgidox
Doxycycline Hyclate	DORYX MPC
Doxycycline Hyclate	Ocudox
Doxycycline Hyclate	Doxycycline Hyclate Capsules
doxycycline hyclate	TARGADOX
Doxycycline Hyclate	Doxycyclate Hyclate
doxycycline hyclate	Oraxyl
doxycycline hyclate	Soloxide
doxycycline monohydrate	Vibramycin
doxycycline monohydrate	doxycycline monohydrate
doxycycline monohydrate	Oracea
doxycycline monohydrate	Adoxa
doxycycline monohydrate	Adoxa Pak
doxycycline monohydrate	Monodox
doxycycline monohydrate	Avidoxy
doxycycline monohydrate	Okebo
doxycycline monohydrate	Mondoxyne NL
doxycycline monohydrate/omega-3 combination no.1/Eye Mask	Nutridox
doxycycline monohydrate/skin cleanser combination no.9	Adoxa TT
doxycycline monohydrate/skin cleanser combination no.9	Adoxa CK
erythromycin base	PCE
erythromycin base	erythromycin
erythromycin base	Ery-Tab
erythromycin base	Eryc
erythromycin base	E-Mycin
erythromycin ethylsuccinate	erythromycin ethylsuccinate
erythromycin ethylsuccinate	E.E.S. 400
erythromycin ethylsuccinate	EryPed 200
erythromycin ethylsuccinate	EryPed
erythromycin ethylsuccinate	EryPed 400
erythromycin ethylsuccinate	E.E.S. 200
erythromycin ethylsuccinate	E.E.S. Granules
erythromycin ethylsuccinate/sulfisoxazole acetyl	erythromycin-sulfisoxazole
erythromycin ethylsuccinate/sulfisoxazole acetyl	Pediazole
erythromycin stearate	Erythrocin (as stearate)
erythromycin stearate	erythromycin stearate
gemifloxacin mesylate	Factive

Appendix F. List of Generic and Brand Names of Medical Products Used to Define Outcomes in this Request

Generic Name	Brand Name
lansoprazole/amoxicillin trihydrate/clarithromycin	amoxicil-clarithromy-lansopraz
lansoprazole/amoxicillin trihydrate/clarithromycin	Prevpac
levofloxacin	Levaquin
levofloxacin	Levaquin Leva-Pak
levofloxacin	levofloxacin
linezolid	Zyvox
linezolid	linezolid
minocycline HCl	Minocin
minocycline HCl	minocycline
minocycline HCl	Ximino
minocycline HCl	Dynacin
minocycline HCl	Solodyn
minocycline HCl	CoreMino
minocycline HCl	Minolira ER
Moxifloxacin	Moxifloxacin
moxifloxacin HCl	Avelox
moxifloxacin HCl	Avelox ABC Pack
moxifloxacin HCl	moxifloxacin
moxifloxacin hydrochloride	Avelox
moxifloxacin hydrochloride	moxifloxacin hydrochloride
moxifloxacin hydrochloride	Moxifloxacin
Moxifloxacin Hydrochloride Tablets, 400 mg	Moxifloxacin Hydrochloride Tablets, 400 mg
ofloxacin	ofloxacin
ofloxacin	Floxin
omeprazole/clarithromycin/amoxicillin trihydrate	Omeclamox-Pak
penicillin G benzathine	Bicillin L-A
penicillin G benzathine/penicillin G procaine	Bicillin C-R
penicillin V potassium	penicillin V potassium
penicillin V potassium	Veetids
Sulfamethoxazole and Trimethoprim	Sulfamethoxazole and Trimethoprim
Sulfamethoxazole and Trimethoprim	SULFATRIM
sulfamethoxazole and Trimethoprim	Bactrim
sulfamethoxazole and Trimethoprim	Bactrim DS
Sulfamethoxazole and Trimethoprim DS	Sulfamethoxazole and Trimethoprim DS
sulfamethoxazole, trimethoprim	Sulfamethox-TMP DS
sulfamethoxazole/trimethoprim	sulfamethoxazole-trimethoprim
sulfamethoxazole/trimethoprim	Sulfatrim
sulfamethoxazole/trimethoprim	Bactrim DS
sulfamethoxazole/trimethoprim	Bactrim
sulfamethoxazole/trimethoprim	Septra
sulfamethoxazole/trimethoprim	SMZ-TMP DS
sulfamethoxazole/trimethoprim	Sultrex
sulfamethoxazole/trimethoprim	Septra DS
tedizolid phosphate	Sivextro
tetracycline HCl	tetracycline

Appendix F. List of Generic and Brand Names of Medical Products Used to Define Outcomes in this Request

Generic Name	Brand Name
tetracycline HCl	Sumycin
Tobramycin	Tobramycin
tobramycin in 0.225 % sodium chloride	Tobi
tobramycin in 0.225 % sodium chloride	tobramycin in 0.225 % NaCl
Influenza Vaccine	
influenza tv-s 08-09 vaccine	Flulaval 2008-2009
Influenza Virus Vaccine Tri-Split 2009-2010	Flulaval 2009-2010
influenza virus vaccine quad vs 2014-2015 (36 mos and older)	Flulaval Quad 2014-2015
influenza virus vaccine trival 2014-15 (36 mos and older)/PF	Flulaval 2014-2015 (PF)
influenza virus vaccine trivalent 2014-15 (36 mos and older)	Flulaval 2014-2015
influenza virus vaccine quadrival 2014-15(36 mos, older)/PF	Flulaval Quad 2014-2015 (PF)
influenza virus vaccine quadrival 2015-2016 (36 mos, older)	Flulaval Quad 2015-2016
influenza virus vaccine qvsplit 2016-2017(6 mos and older)	Flulaval Quad 2016-2017
influenza virus vaccine qvsplit 2016-2017(6 mos and up)/PF	Flulaval Quad 2016-2017 (PF)
Influenza TV-S 08-09 Vaccine/PF	Afluria 2008-2009 (PF)
Influenza Virus Vaccine Trivalent-Split 2009-2010/PF	Afluria 2009-2010 (PF)
influenza virus vaccine trivalent 2014-2015 (5 yr, older)/PF	Afluria 2014-2015 (PF)
influenza virus vaccine trivalent 2015-2016 (5 yr, older)/PF	Afluria 2015-2016 (PF)
influenza virus vaccine trivalent 2016-2017 (5 years up)/PF	Afluria 2016-2017 (PF)
influenza tv-s 08-09 vaccine	Afluria 2008-2009
Influenza Virus Vaccine Tri-Split 2009-2010	Afluria 2009-2010
influenza virus vaccine trivalent 2014-2015 (5 yr and older)	Afluria 2014-2015
influenza virus vaccine trivalent 2015-2016 (5 yr and older)	Afluria 2015-2016
influenza virus vaccine trivalent 2016-2017 (5 yr and older)	Afluria 2016-2017
influenza virus vaccine quadrivalent 2016-17(18yr and up)/PF	Afluria Quad 2016-2017 (PF)
influenza virus vaccine quadrivalent 2016-17(18 year and up)	Afluria Quad 2016-2017
Influenza A (H1N1) Virus Vaccine Monovalent 2009/PF	influenza A (H1N1) vac 09 (PF)
Influenza A (H1N1) Virus Vaccine Monovalent 2009	influenza A (H1N1) vac 2009
influenza virus vaccine tv 2014-2015(18 yrs, older)recomb/PF	Flublok 2014-2015 (PF)
influenza virus vaccine tv 2015-2016(18 yrs, older)recomb/PF	Flublok 2015-2016 (PF)
influenza virus vaccine tv 2016-17(18 yrs and older)rcmb/PF	Flublok 2016-2017 (PF)
Influenza Virus Vaccine Trivalent-Split 2009-2010/PF	Agriflu 2009-2010 (PF)
Influenza TV-S 08-09 Vaccine/PF	Fluzone 2008-2009 (PF)
Influenza Virus Vaccine Trivalent-Split 2009-2010/PF	Fluzone 2009-2010 (PF)
Influenza Virus Vaccine Trivalent-Split 2009-2010/PF	Fluzone Pedi 2009-2010 (PF)
influenza virus vaccine trival 2014-15 (36 mos and older)/PF	Fluzone 2014-2015 (PF)
influenza tv-s 08-09 vaccine	Fluzone 2008-2009
Influenza Virus Vaccine Tri-Split 2009-2010	Fluzone 2009-2010
Influenza Virus Vaccine Trivalent-Split 2009-2010/PF	Fluzone High-Dose 2009-10 (PF)
influenza virus vaccine trivalent 2014-15 (6 mos and older)	Fluzone 2014-2015
influenza virus vaccine trivalent 2014-2015 (65 yr,older)/PF	Fluzone High-Dose 2014-15 (PF)
influenza virus vaccine trivalent 2015-16 (6 mos and older)	Fluzone 2015-2016
influenza virus vaccine trivalent split 2015-16(65 yr,up)/PF	Fluzone High-Dose 2015-16 (PF)
influenza virus vaccine trival split 2016-2017(65 yr up)/PF	Fluzone High-Dose 2016-17 (PF)
influenza virus vaccine quadrival 2014-15(36 mos, older)/PF	Fluzone Quad 2014-2015 (PF)

Appendix F. List of Generic and Brand Names of Medical Products Used to Define Outcomes in this Request

Generic Name	Brand Name
influenza virus vaccine quadrival split2015-16(36 mos,up)/PF	Fluzone Quad 2015-2016 (PF)
influenza virus vaccine quadval split 2016-17(36 mos up)/PF	Fluzone Quad 2016-2017 (PF)
influenza virus vaccine quadrival 2014-15 (6 mos-35 mos)/PF	Fluzone Quad Pedi 2014-15 (PF)
influenza virus vaccine quadrival 2015-16 (6 mos-35 mos)/PF	Fluzone Quad Pedi 2015-16 (PF)
influenza virus vaccine quadrival 2016-17 (6 mos-35 mos)/PF	Fluzone Quad Pedi 2016-17 (PF)
influenza virus vaccine quadrival 2014-2015(6 mos and older)	Fluzone Quad 2014-2015
influenza virus vaccine qvalsplrit 2015-2016(6 mos and older)	Fluzone Quad 2015-2016
influenza virus vaccine qvalsplrit 2016-2017(6 mos and older)	Fluzone Quad 2016-2017
influenza virus vaccine quadrivalent 2015-16(18yrs-64yrs)/PF	Fluzone Intraderm Quad 2015-16
influenza virus vaccine trivalent 2014-15 (18 yrs-64 yrs)/PF	Fluzone Intraderm 2014-15 (PF)
influenza virus vaccine quadrivalent 2016-17(18yrs-64yrs)/PF	Fluzone Intraderm Quad 2016-17
Influenza TV-S 08-09 Vaccine/PF	Fluarix 2008-09 (PF)
Influenza Virus Vaccine Trivalent-Split 2009-2010/PF	Fluarix 2009-2010 (PF)
influenza virus vaccine trival 2014-15 (36 mos and older)/PF	Fluarix 2014-2015 (PF)
influenza virus vaccine quadrival 2014-15(36 mos, older)/PF	Fluarix Quad 2014-2015 (PF)
influenza virus vaccine quadrival split2015-16(36 mos,up)/PF	Fluarix Quad 2015-2016 (PF)
influenza virus vaccine quadval split 2016-17(36 mos up)/PF	Fluarix Quad 2016-2017 (PF)
influenza vaccine tv split 2014-15 (18 yr,up)cell derived/PF	Flucelvax 2014-2015 (PF)
influenza vaccine trivalent 2015-16(18 yr,up)cell derived/PF	Flucelvax 2015-2016 (PF)
influenza vacc,tri 2008(live)	Flumist 2008-2009
Influenza Virus Vaccine Trivalent 2009-2010 (Live)	Flumist 2009-2010
Influenza-A (H1N1) Virus Vaccine Monovalent 2009 (Live)	influenza A(H1N1)vac 2009 live
influenza vaccine quadrivalent live 2014-2015 (2 yrs-49 yrs)	Flumist Quad 2014-2015
influenza vaccine quadrivalent live 2015-2016 (2 yrs-49 yrs)	Flumist Quad 2015-2016
influenza vaccine quadrivalent live 2016-2017 (2 yrs-49 yrs)	Flumist Quad 2016-2017
influenza vaccine tvs 2015-16 (65 yr,up)/adjuvant MF59C.1/PF	Fluad 2015-16(65yr+)(PF)
Influenza TV-S 08-09 Vaccine/PF	Fluvirin 2008-2009 (PF)
influenza tv-s 08-09 vaccine	Fluvirin 2008-2009
Influenza Virus Vaccine Trivalent-Split 2009-2010/PF	Fluvirin 2009-2010 (PF)
Influenza Virus Vaccine Tri-Split 2009-2010	Fluvirin 2009-2010
influenza virus vaccine trivalnt 2014-2015 (4 yr, older)/PF	Fluvirin 2014-2015 (PF)
influenza virus vaccine trivalent 2014-2015 (4 yr and older)	Fluvirin 2014-2015
influenza virus vaccine trivalent 2015-2016 (4 yr, older)/PF	Fluvirin 2015-2016 (PF)
influenza virus vaccine trivalent 2015-2016 (4 yr and older)	Fluvirin 2015-2016
influenza vaccine tvs 2016-17 (65 yr up)/adjuvant MF59C.1/PF	Fluad 2016-2017 (65 yr up)(PF)
influenza virus vaccine trival 2016-2017 (4yr and older)/PF	Fluvirin 2016-2017 (PF)
influenza virus vaccine trivalent 2016-2017 (4 yr and older)	Fluvirin 2016-2017
flu vaccine qs 2016-2017(4 years and older)cell derived/PF	Flucelvax Quad 2016-2017 (PF)
influenza vaccine tv split 2014-15 (18 yr,up)cell derived/PF	Single Use EZ Flu 2014-15(PF)
influenza virus vaccine trivalent 2015-2016 (4 yr, older)/PF	EZ Flu 2015-16 (Fluvirin) (PF)
influenza vaccine trivalent 2015-16(18 yr,up)cell derived/PF	EZ Flu 2015-16(Flucelvax)(PF)
influenza virus vaccine trival 2016-2017 (4yr and older)/PF	EZ Flu 2016-17 (Fluvirin) (PF)
influenza virus vaccine trivalent 2016-2017 (5 years up)/PF	EZ Flu 2016-17 (Afluria) (PF)
influenza virus vaccine quadrival 2016-17 (6 mos-35 mos)/PF	EZ Flu16-17(Fluzon Qd Ped)(PF)

Appendix F. List of Generic and Brand Names of Medical Products Used to Define Outcomes in this Request

Generic Name	Brand Name
Pneumococcal Vaccine	
pneumococcal 7-valent conjugate vaccine (diphtheria crm)/PF	Pevnar (PF)
pneumococcal 13-valent conjugate vaccine (Diphtheria crm)/PF	Pevnar 13 (PF)
pneumococcal 23-valent polysaccharide vaccine	Pneumovax-23
Smoking	
nicotine	Nicotrol NS
nicotine	Nicotrol
nicotine	nicotine
nicotine polacrilex	Thrive Nicotine
varenicline tartrate	Chantix
varenicline tartrate	Chantix Continuing Month Box
varenicline tartrate	Chantix Continuing Month Pak
varenicline tartrate	Chantix Starting Month Box
varenicline tartrate	Chantix Starting Month Pak
bupropion HCl	Buproban
nicotine polacrilex	nicotine (polacrilex)
nicotine	Nicoderm CQ
nicotine polacrilex	Nicorette
nicotine polacrilex	Nicorette Refill
nicotine polacrilex	Commit
bupropion HCl	Zyban
bupropion HCl	bupropion HCl (smoking deter)
silver nitrate	silver nitrate (bulk)
nicotine polacrilex	Nicorette Starter Kit
nicotine polacrilex	Nicorelief
nicotine polacrilex	Stop Smoking Aid
nicotine polacrilex	nicotine polacrilex (bulk)
nicotine	NTS Step 1
nicotine	NTS Step 3
nicotine	NTS Step 2
nicotine bitartrate	Nicotine Tartrate
nicotine	Habitrol
nicotine polacrilex	Quit 2
nicotine polacrilex	Quit 4

Appendix G. List of Generic and Brand Names of Medical Products Used to Define Baseline Characteristics in this Request

Generic Name	Brand Name
Oral Corticosteroids (OCS)	
betamethasone	Celestone
cortisone acetate	cortisone
cortisone acetate	Cortisone aceticum
deflazacort	Emflaza
dexamethasone	Dexamethasone Intensol
dexamethasone	dexamethasone
dexamethasone	DexPak 10 day
dexamethasone	DexPak 13 Day
dexamethasone	DexPak 6 Day
dexamethasone	Baycadron
dexamethasone	Decadron
dexamethasone	Dxevo
dexamethasone	HiDex
dexamethasone	LoCort
dexamethasone	TaperDex
dexamethasone	Zema-Pak
dexamethasone	ZoDex
dexamethasone	ZonaCort
Dexamethasone	Dexamethsone
dexamethasone	HiDex 6-day
dexamethasone	TaperDex 12-day
dexamethasone	TaperDex 6-day
dexamethasone	TaperDex 7-day
Dexamethasone 1.5 mg	Dexamethasone
Dexamethasone 1.5 mg	Dxevo
dexamethasone/saliva collection device	Cushings Syndrome Diagnostic
hydrocortisone	Cortef
hydrocortisone	hydrocortisone
Hydrocortisone	CORTISOL
Hydrocortisone	Cortisol Phenolic
methylprednisolone	Medrol
methylprednisolone	Medrol (Pak)
methylprednisolone	methylprednisolone
methylprednisolone	Meprolone Unipak
methylprednisolone	Methylpred
methylprednisolone	Methylpred DP
prednisolone	prednisolone
prednisolone	Millipred
prednisolone	Millipred DP
prednisolone	Prelone
prednisolone acetate	Flo-Pred
prednisolone sodium phosphate	prednisolone sodium phosphate
prednisolone sodium phosphate	Millipred
prednisolone sodium phosphate	Orapred

Appendix G. List of Generic and Brand Names of Medical Products Used to Define Baseline Characteristics in this Request

Generic Name	Brand Name
prednisolone sodium phosphate	Orapred ODT
prednisolone sodium phosphate	Pediapred
prednisolone sodium phosphate	Veripred 20
Prednisolone Sodium Phosphate	Prednisolone Sodium Phosphate Oral Solution
Prednisolone Sodium Phosphate/Peak Flow Meter	Asmalpred
Prednisolone Sodium Phosphate/Peak Flow Meter	Asmalpred Plus
prednisone	prednisone
prednisone	Prednisone Intensol
prednisone	Deltasone
prednisone	Rayos
prednisone	Sterapred
prednisone	Sterapred DS
Antibiotics	
Amoxicillin and clavulanate potassium	Amoxicillin and clavulanate potassium
amoxicillin	Amoxil
amoxicillin	amoxicillin
amoxicillin	DisperMox
amoxicillin	Moxatag
amoxicillin	Trimox
amoxicillin	Trimox 250
Amoxicillin and Clavulanate Potassium	Amoxicillin and Clavulanate Potassium
amoxicillin and clavulanate potassium	AUGMENTIN ES-600
amoxicillin and clavulanate potassium	AUGMENTIN
amoxicillin clav/pot	AMOXICILLIN CLAV/POT
amoxicillin clav/pot	AMOXICILLIN/CLAV POT
amoxicillin/potassium clavulanate	Augmentin
amoxicillin/potassium clavulanate	Augmentin ES-600
amoxicillin/potassium clavulanate	Augmentin XR
amoxicillin/potassium clavulanate	amoxicillin-pot clavulanate
ampicillin trihydrate	ampicillin
ampicillin trihydrate	Principen
azithromycin	Zithromax
azithromycin	Zithromax Z-Pak
azithromycin	Zithromax TRI-PAK
azithromycin	Zmax Pediatric
azithromycin	Zmax
azithromycin	azithromycin
Azithromycin Dihydrate	Azithromycin Dihydrate
Azithromycin Dihydrate	Zithromax
azithromycin monohydrate	azithromycin monohydrate
doxycycline	Okebo
Doxycycline	Mondoxyne
Doxycycline	Mondoxyne NL 100mg
Doxycycline	Mondoxyne NL
doxycycline calcium	Vibramycin

Appendix G. List of Generic and Brand Names of Medical Products Used to Define Baseline Characteristics in this Request

Generic Name	Brand Name
doxycycline calcium	Vibramycin Calcium
doxycycline hyclate	Vibramycin
doxycycline hyclate	Vibra-Tabs
doxycycline hyclate	doxycycline hyclate
Doxycycline hyclate	Doxycycline
doxycycline hyclate	Periostat
doxycycline hyclate	Doryx
doxycycline hyclate	Acticlate
doxycycline hyclate	Morgidox
Doxycycline Hyclate	DORYX MPC
Doxycycline Hyclate	Ocudox
Doxycycline Hyclate	Doxycycline Hyclate Capsules
doxycycline hyclate	TARGADOX
Doxycycline Hyclate	Doxycyclate Hyclate
doxycycline hyclate	Oraxyl
doxycycline hyclate	Soloxide
doxycycline monohydrate	Vibramycin
doxycycline monohydrate	doxycycline monohydrate
doxycycline monohydrate	Oracea
doxycycline monohydrate	Adoxa
doxycycline monohydrate	Adoxa Pak
doxycycline monohydrate	Monodox
doxycycline monohydrate	Avidoxy
doxycycline monohydrate	Okebo
doxycycline monohydrate	Mondoxyne NL
doxycycline monohydrate/omega-3 combination no.1/Eye Mask	Nutridox
doxycycline monohydrate/skin cleanser combination no.9	Adoxa TT
doxycycline monohydrate/skin cleanser combination no.9	Adoxa CK
erythromycin base	PCE
erythromycin base	erythromycin
erythromycin base	Ery-Tab
erythromycin base	Eryc
erythromycin base	E-Mycin
erythromycin ethylsuccinate	erythromycin ethylsuccinate
erythromycin ethylsuccinate	E.E.S. 400
erythromycin ethylsuccinate	EryPed 200
erythromycin ethylsuccinate	EryPed
erythromycin ethylsuccinate	EryPed 400
erythromycin ethylsuccinate	E.E.S. 200
erythromycin ethylsuccinate	E.E.S. Granules
erythromycin ethylsuccinate/sulfisoxazole acetyl	erythromycin-sulfisoxazole
erythromycin ethylsuccinate/sulfisoxazole acetyl	Pediazole
erythromycin stearate	Erythrocin (as stearate)
erythromycin stearate	erythromycin stearate
gemifloxacin mesylate	Factive

Appendix G. List of Generic and Brand Names of Medical Products Used to Define Baseline Characteristics in this Request

Generic Name	Brand Name
lansoprazole/amoxicillin trihydrate/clarithromycin	amoxicil-clarithromy-lansopraz
lansoprazole/amoxicillin trihydrate/clarithromycin	Prevpac
levofloxacin	Levaquin
levofloxacin	Levaquin Leva-Pak
levofloxacin	levofloxacin
linezolid	Zyvox
linezolid	linezolid
minocycline HCl	Minocin
minocycline HCl	minocycline
minocycline HCl	Ximino
minocycline HCl	Dynacin
minocycline HCl	Solodyn
minocycline HCl	CoreMino
minocycline HCl	Minolira ER
Moxifloxacin	Moxifloxacin
moxifloxacin HCl	Avelox
moxifloxacin HCl	Avelox ABC Pack
moxifloxacin HCl	moxifloxacin
moxifloxacin hydrochloride	Avelox
moxifloxacin hydrochloride	moxifloxacin hydrochloride
moxifloxacin hydrochloride	Moxifloxacin
Moxifloxacin Hydrochloride Tablets, 400 mg	Moxifloxacin Hydrochloride Tablets, 400 mg
ofloxacin	ofloxacin
ofloxacin	Floxin
omeprazole/clarithromycin/amoxicillin trihydrate	Omeclamox-Pak
penicillin G benzathine	Bicillin L-A
penicillin G benzathine/penicillin G procaine	Bicillin C-R
penicillin V potassium	penicillin V potassium
penicillin V potassium	Veetids
Sulfamethoxazole and Trimethoprim	Sulfamethoxazole and Trimethoprim
Sulfamethoxazole and Trimethoprim	SULFATRIM
sulfamethoxazole and Trimethoprim	Bactrim
sulfamethoxazole and Trimethoprim	Bactrim DS
Sulfamethoxazole and Trimethoprim DS	Sulfamethoxazole and Trimethoprim DS
sulfamethoxazole, trimethoprim	Sulfamethox-TMP DS
sulfamethoxazole/trimethoprim	sulfamethoxazole-trimethoprim
sulfamethoxazole/trimethoprim	Sulfatrim
sulfamethoxazole/trimethoprim	Bactrim DS
sulfamethoxazole/trimethoprim	Bactrim
sulfamethoxazole/trimethoprim	Septra
sulfamethoxazole/trimethoprim	SMZ-TMP DS
sulfamethoxazole/trimethoprim	Sultrex
sulfamethoxazole/trimethoprim	Septra DS
tedizolid phosphate	Sivextro
tetracycline HCl	tetracycline

Appendix G. List of Generic and Brand Names of Medical Products Used to Define Baseline Characteristics in this Request

Generic Name	Brand Name
tetracycline HCl	Sumycin
Tobramycin	Tobramycin
tobramycin in 0.225 % sodium chloride	Tobi
tobramycin in 0.225 % sodium chloride	tobramycin in 0.225 % NaCl
Influenza Vaccine	
influenza tv-s 08-09 vaccine	Flulaval 2008-2009
Influenza Virus Vaccine Tri-Split 2009-2010	Flulaval 2009-2010
influenza virus vaccine quad vs 2014-2015 (36 mos and older)	Flulaval Quad 2014-2015
influenza virus vaccine trival 2014-15 (36 mos and older)/PF	Flulaval 2014-2015 (PF)
influenza virus vaccine trivalent 2014-15 (36 mos and older)	Flulaval 2014-2015
influenza virus vaccine quadrival 2014-15(36 mos, older)/PF	Flulaval Quad 2014-2015 (PF)
influenza virus vaccine quadrival 2015-2016 (36 mos, older)	Flulaval Quad 2015-2016
influenza virus vaccine qvsplit 2016-2017(6 mos and older)	Flulaval Quad 2016-2017
influenza virus vaccine qvsplit 2016-2017(6 mos and up)/PF	Flulaval Quad 2016-2017 (PF)
Influenza TV-S 08-09 Vaccine/PF	Afluria 2008-2009 (PF)
Influenza Virus Vaccine Trivalent-Split 2009-2010/PF	Afluria 2009-2010 (PF)
influenza virus vaccine trivalnt 2014-2015 (5 yr, older)/PF	Afluria 2014-2015 (PF)
influenza virus vaccine trivalnt 2015-2016 (5 yr, older)/PF	Afluria 2015-2016 (PF)
influenza virus vaccine trivalent 2016-2017 (5 years up)/PF	Afluria 2016-2017 (PF)
influenza tv-s 08-09 vaccine	Afluria 2008-2009
Influenza Virus Vaccine Tri-Split 2009-2010	Afluria 2009-2010
influenza virus vaccine trivalent 2014-2015 (5 yr and older)	Afluria 2014-2015
influenza virus vaccine trivalent 2015-2016 (5 yr and older)	Afluria 2015-2016
influenza virus vaccine trivalent 2016-2017 (5 yr and older)	Afluria 2016-2017
influenza virus vaccine quadrivalent 2016-17(18yr and up)/PF	Afluria Quad 2016-2017 (PF)
influenza virus vaccine quadrivalent 2016-17(18 year and up)	Afluria Quad 2016-2017
Influenza A (H1N1) Virus Vaccine Monovalent 2009/PF	influenza A (H1N1) vac 09 (PF)
Influenza A (H1N1) Virus Vaccine Monovalent 2009	influenza A (H1N1) vac 2009
influenza virus vaccine tv 2014-2015(18 yrs, older)recomb/PF	Flublok 2014-2015 (PF)
influenza virus vaccine tv 2015-2016(18 yrs, older)recomb/PF	Flublok 2015-2016 (PF)
influenza virus vaccine tv 2016-17(18 yrs and older)rcmb/PF	Flublok 2016-2017 (PF)
Influenza Virus Vaccine Trivalent-Split 2009-2010/PF	Agriflu 2009-2010 (PF)
Influenza TV-S 08-09 Vaccine/PF	Fluzone 2008-2009 (PF)
Influenza Virus Vaccine Trivalent-Split 2009-2010/PF	Fluzone 2009-2010 (PF)
Influenza Virus Vaccine Trivalent-Split 2009-2010/PF	Fluzone Pedi 2009-2010 (PF)
influenza virus vaccine trival 2014-15 (36 mos and older)/PF	Fluzone 2014-2015 (PF)
influenza tv-s 08-09 vaccine	Fluzone 2008-2009
Influenza Virus Vaccine Tri-Split 2009-2010	Fluzone 2009-2010
Influenza Virus Vaccine Trivalent-Split 2009-2010/PF	Fluzone High-Dose 2009-10 (PF)
influenza virus vaccine trivalent 2014-15 (6 mos and older)	Fluzone 2014-2015
influenza virus vaccine trivalent 2014-2015 (65 yr,older)/PF	Fluzone High-Dose 2014-15 (PF)
influenza virus vaccine trivalent 2015-16 (6 mos and older)	Fluzone 2015-2016
influenza virus vaccine trivalent split 2015-16(65 yr,up)/PF	Fluzone High-Dose 2015-16 (PF)
influenza virus vaccine trival split 2016-2017(65 yr up)/PF	Fluzone High-Dose 2016-17 (PF)
influenza virus vaccine quadrival 2014-15(36 mos, older)/PF	Fluzone Quad 2014-2015 (PF)

Appendix G. List of Generic and Brand Names of Medical Products Used to Define Baseline Characteristics in this Request

Generic Name	Brand Name
influenza virus vaccine quadrival split2015-16(36 mos,up)/PF	Fluzone Quad 2015-2016 (PF)
influenza virus vaccine quadval split 2016-17(36 mos up)/PF	Fluzone Quad 2016-2017 (PF)
influenza virus vaccine quadrival 2014-15 (6 mos-35 mos)/PF	Fluzone Quad Pedi 2014-15 (PF)
influenza virus vaccine quadrival 2015-16 (6 mos-35 mos)/PF	Fluzone Quad Pedi 2015-16 (PF)
influenza virus vaccine quadrival 2016-17 (6 mos-35 mos)/PF	Fluzone Quad Pedi 2016-17 (PF)
influenza virus vaccine quadrival 2014-2015(6 mos and older)	Fluzone Quad 2014-2015
influenza virus vaccine qvalsplrit 2015-2016(6 mos and older)	Fluzone Quad 2015-2016
influenza virus vaccine qvalsplrit 2016-2017(6 mos and older)	Fluzone Quad 2016-2017
influenza virus vaccine quadrivalent 2015-16(18yrs-64yrs)/PF	Fluzone Intraderm Quad 2015-16
influenza virus vaccine trivalent 2014-15 (18 yrs-64 yrs)/PF	Fluzone Intraderm 2014-15 (PF)
influenza virus vaccine quadrivalent 2016-17(18yrs-64yrs)/PF	Fluzone Intraderm Quad 2016-17
Influenza TV-S 08-09 Vaccine/PF	Fluarix 2008-09 (PF)
Influenza Virus Vaccine Trivalent-Split 2009-2010/PF	Fluarix 2009-2010 (PF)
influenza virus vaccine trival 2014-15 (36 mos and older)/PF	Fluarix 2014-2015 (PF)
influenza virus vaccine quadrival 2014-15(36 mos, older)/PF	Fluarix Quad 2014-2015 (PF)
influenza virus vaccine quadrival split2015-16(36 mos,up)/PF	Fluarix Quad 2015-2016 (PF)
influenza virus vaccine quadval split 2016-17(36 mos up)/PF	Fluarix Quad 2016-2017 (PF)
influenza vaccine tv split 2014-15 (18 yr,up)cell derived/PF	Flucelvax 2014-2015 (PF)
influenza vaccine trivalent 2015-16(18 yr,up)cell derived/PF	Flucelvax 2015-2016 (PF)
influenza vacc,tri 2008(live)	Flumist 2008-2009
Influenza Virus Vaccine Trivalent 2009-2010 (Live)	Flumist 2009-2010
Influenza-A (H1N1) Virus Vaccine Monovalent 2009 (Live)	influenza A(H1N1)vac 2009 live
influenza vaccine quadrivalent live 2014-2015 (2 yrs-49 yrs)	Flumist Quad 2014-2015
influenza vaccine quadrivalent live 2015-2016 (2 yrs-49 yrs)	Flumist Quad 2015-2016
influenza vaccine quadrivalent live 2016-2017 (2 yrs-49 yrs)	Flumist Quad 2016-2017
influenza vaccine tvs 2015-16 (65 yr,up)/adjuvant MF59C.1/PF	Fluad 2015-16(65yr+)(PF)
Influenza TV-S 08-09 Vaccine/PF	Fluvirin 2008-2009 (PF)
influenza tv-s 08-09 vaccine	Fluvirin 2008-2009
Influenza Virus Vaccine Trivalent-Split 2009-2010/PF	Fluvirin 2009-2010 (PF)
Influenza Virus Vaccine Tri-Split 2009-2010	Fluvirin 2009-2010
influenza virus vaccine trivalnt 2014-2015 (4 yr, older)/PF	Fluvirin 2014-2015 (PF)
influenza virus vaccine trivalent 2014-2015 (4 yr and older)	Fluvirin 2014-2015
influenza virus vaccine trivalent 2015-2016 (4 yr, older)/PF	Fluvirin 2015-2016 (PF)
influenza virus vaccine trivalent 2015-2016 (4 yr and older)	Fluvirin 2015-2016
influenza vaccine tvs 2016-17 (65 yr up)/adjuvant MF59C.1/PF	Fluad 2016-2017 (65 yr up)(PF)
influenza virus vaccine trival 2016-2017 (4yr and older)/PF	Fluvirin 2016-2017 (PF)
influenza virus vaccine trivalent 2016-2017 (4 yr and older)	Fluvirin 2016-2017
flu vaccine qs 2016-2017(4 years and older)cell derived/PF	Flucelvax Quad 2016-2017 (PF)
influenza vaccine tv split 2014-15 (18 yr,up)cell derived/PF	Single Use EZ Flu 2014-15(PF)
influenza virus vaccine trivalent 2015-2016 (4 yr, older)/PF	EZ Flu 2015-16 (Fluvirin) (PF)
influenza vaccine trivalent 2015-16(18 yr,up)cell derived/PF	EZ Flu 2015-16(Flucelvax)(PF)
influenza virus vaccine trival 2016-2017 (4yr and older)/PF	EZ Flu 2016-17 (Fluvirin) (PF)
influenza virus vaccine trivalent 2016-2017 (5 years up)/PF	EZ Flu 2016-17 (Afluria) (PF)
influenza virus vaccine quadrival 2016-17 (6 mos-35 mos)/PF	EZ Flu16-17(Fluzon Qd Ped)(PF)

Appendix G. List of Generic and Brand Names of Medical Products Used to Define Baseline Characteristics in this Request

Generic Name	Brand Name
Pneumococcal vaccine	
pneumococcal 7-valent conjugate vaccine (diphtheria crm)/PF	Pevnar (PF)
pneumococcal 13-valent conjugate vaccine (Diphtheria crm)/PF	Pevnar 13 (PF)
pneumococcal 23-valent polysaccharide vaccine	Pneumovax-23
Smoking	
nicotine	Nicotrol NS
nicotine	Nicotrol
nicotine	nicotine
nicotine polacrilex	Thrive Nicotine
varenicline tartrate	Chantix
varenicline tartrate	Chantix Continuing Month Box
varenicline tartrate	Chantix Continuing Month Pak
varenicline tartrate	Chantix Starting Month Box
varenicline tartrate	Chantix Starting Month Pak
bupropion HCl	Buproban
nicotine polacrilex	nicotine (polacrilex)
nicotine	Nicoderm CQ
nicotine polacrilex	Nicorette
nicotine polacrilex	Nicorette Refill
nicotine polacrilex	Commit
bupropion HCl	Zyban
bupropion HCl	bupropion HCl (smoking deter)
silver nitrate	silver nitrate (bulk)
nicotine polacrilex	Nicorette Starter Kit
nicotine polacrilex	Nicorelief
nicotine polacrilex	Stop Smoking Aid
nicotine polacrilex	nicotine polacrilex (bulk)
nicotine	NTS Step 1
nicotine	NTS Step 3
nicotine	NTS Step 2
nicotine bitartrate	Nicotine Tartrate
nicotine	Habitrol
nicotine polacrilex	Quit 2
nicotine polacrilex	Quit 4

Appendix H. List of Healthcare Common Procedure Coding System (HCPCS), Current Procedural Terminology, Second Edition (CPT-2), Current Procedural Terminology, Fourth Edition (CPT-4), and International Classification of Diseases, Ninth and Tenth Revisions, Clinical Modification (ICD-9-CM and ICD-10-CM) Diagnosis and Procedure Codes Used to Define Baseline Characteristics in this Request

Code	Description	Code Category	Code Type
Oral Corticosteroids (OCS)			
J8540	Dexamethasone oral 0.25 MG	Procedure	HCPCS
J0702	Inj betamethasone ac & phos 3 MG	Procedure	HCPCS
J1094	Injection, injection dexamethasone actat 1 mg	Procedure	HCPCS
J1020	Injection, methylprednisolone acetate, 20 mg	Procedure	HCPCS
J1030	Injection, methylprednisolone acetate, 40 mg	Procedure	HCPCS
J1040	Injection, methylprednisolone acetate, 80 mg	Procedure	HCPCS
J2650	Injection, prednisolone acetate, up to 1 ml	Procedure	HCPCS
J3302	Injection, triamcinolone diacetate, per 5 mg	Procedure	HCPCS
J3301	Injection, triamcinolone acetonide, not otherwise specified, 10 mg	Procedure	HCPCS
Influenza Vaccine			
90630	Influenza virus vaccine, quadrivalent (IIV4), split virus, preservative free, for intradermal use	Procedure	CPT-4
90653	Influenza vaccine, inactivated (IIV), subunit, adjuvanted, for intramuscular use	Procedure	CPT-4
90654	Influenza virus vaccine, trivalent (IIV3), split virus, preservative-free, for intradermal use	Procedure	CPT-4
90655	Influenza virus vaccine, trivalent (IIV3), split virus, preservative free, 0.25 mL dosage, for intramuscular use	Procedure	CPT-4
90656	Influenza virus vaccine, trivalent (IIV3), split virus, preservative free, 0.5 mL dosage, for intramuscular use	Procedure	CPT-4
90657	Influenza virus vaccine, trivalent (IIV3), split virus, 0.25 mL dosage, for intramuscular use	Procedure	CPT-4
90658	Influenza virus vaccine, trivalent (IIV3), split virus, 0.5 mL dosage, for intramuscular use	Procedure	CPT-4
90659	Influenza virus vaccine, whole virus, for intramuscular or jet injection use	Procedure	CPT-4
90660	Influenza virus vaccine, trivalent, live (LAIV3), for intranasal use	Procedure	CPT-4
90661	Influenza virus vaccine, trivalent (ccIIV3), derived from cell cultures, subunit, preservative and antibiotic free, 0.5 mL dosage, for intramuscular use	Procedure	CPT-4
90662	Influenza virus vaccine (IIV), split virus, preservative free, enhanced immunogenicity via increased antigen content, for intramuscular use	Procedure	CPT-4
90663	Influenza virus vaccine, pandemic formulation, H1N1	Procedure	CPT-4
90664	Influenza virus vaccine, live (LAIV), pandemic formulation, for intranasal use	Procedure	CPT-4
90666	Influenza virus vaccine (IIV), pandemic formulation, split virus, preservative free, for intramuscular use	Procedure	CPT-4
90667	Influenza virus vaccine (IIV), pandemic formulation, split virus, adjuvanted, for intramuscular use	Procedure	CPT-4
90668	Influenza virus vaccine (IIV), pandemic formulation, split virus, for intramuscular use	Procedure	CPT-4
90672	Influenza virus vaccine, quadrivalent, live (LAIV4), for intranasal use	Procedure	CPT-4
90673	Influenza virus vaccine, trivalent (RIV3), derived from recombinant DNA, hemagglutinin (HA) protein only, preservative and antibiotic free, for intramuscular use	Procedure	CPT-4
90674	Influenza virus vaccine, quadrivalent (ccIIV4), derived from cell cultures, subunit, preservative and antibiotic free, 0.5 mL dosage, for intramuscular use	Procedure	CPT-4
90685	Influenza virus vaccine, quadrivalent (IIV4), split virus, preservative free, 0.25 mL, for intramuscular use	Procedure	CPT-4

Appendix H. List of Healthcare Common Procedure Coding System (HCPCS), Current Procedural Terminology, Second Edition (CPT-2), Current Procedural Terminology, Fourth Edition (CPT-4), and International Classification of Diseases, Ninth and Tenth Revisions, Clinical Modification (ICD-9-CM and ICD-10-CM) Diagnosis and Procedure Codes Used to Define Baseline Characteristics in this Request

Code	Description	Code Category	Code Type
90686	Influenza virus vaccine, quadrivalent (IIV4), split virus, preservative free, 0.5 mL dosage, for intramuscular use	Procedure	CPT-4
90687	Influenza virus vaccine, quadrivalent (IIV4), split virus, 0.25 mL dosage, for intramuscular use	Procedure	CPT-4
90688	Influenza virus vaccine, quadrivalent (IIV4), split virus, 0.5 mL dosage, for intramuscular use	Procedure	CPT-4
90682	Influenza virus vaccine, quadrivalent (RIV4), derived from recombinant DNA, hemagglutinin (HA) protein only, preservative and antibiotic free, for intramuscular use	Procedure	CPT-4
90756	Influenza virus vaccine, quadrivalent (cIIV4), derived from cell cultures, subunit, antibiotic free, 0.5mL dosage, for intramuscular use	Procedure	CPT-4
Q2033	Influenza vaccine, recombinant hemagglutinin antigens, for intramuscular use (Flublok)	Procedure	HCPCS
Q2034	Influenza virus vaccine, split virus, for intramuscular use (Agriflu)	Procedure	HCPCS
Q2035	Influenza virus vaccine, split virus, when administered to individuals 3 years of age and older, for intramuscular use (AFLURIA)	Procedure	HCPCS
Q2036	Influenza virus vaccine, split virus, when administered to individuals 3 years of age and older, for intramuscular use (FLULAVAL)	Procedure	HCPCS
Q2037	Influenza virus vaccine, split virus, when administered to individuals 3 years of age and older, for intramuscular use (FLUVIRIN)	Procedure	HCPCS
Q2038	Influenza virus vaccine, split virus, when administered to individuals 3 years of age and older, for intramuscular use (Fluzone)	Procedure	HCPCS
G0008	Administration of influenza virus vaccine	Procedure	HCPCS
G8482	Influenza immunization administered or previously received	Procedure	HCPCS
G8636	Influenza immunization administered or previously received	Procedure	HCPCS
G9141	Influenza A (H1N1) immunization administration (includes the physician counseling the patient/family)	Procedure	HCPCS
G9142	Influenza A (H1N1) vaccine, any route of administration	Procedure	HCPCS
Q0034	Administration of influenza vaccine to Medicare beneficiaries by participating demonstration sites	Procedure	HCPCS
Q2039	Influenza virus vaccine, not otherwise specified	Procedure	HCPCS
4037F	Influenza immunization ordered or administered (COPD, PV, CKD, ESRD)(IBD)	Procedure	CPT-2
4274F	Influenza immunization administered or previously received (HIV) (P-ESRD)	Procedure	CPT-2
Oxygen Therapy			
94640	Pressurized or nonpressurized inhalation treatment for acute airway obstruction or for sputum induction for diagnostic purposes (eg, with an aerosol generator, nebulizer, metered dose inhaler or intermittent positive pressure breathing [IPPB] device)	Procedure	CPT-4
94644	Continuous inhalation treatment with aerosol medication for acute airway obstruction; first hour	Procedure	CPT-4
94645	Continuous inhalation treatment with aerosol medication for acute airway obstruction; each additional hour (List separately in addition to code for primary procedure)	Procedure	CPT-4
V46.2	Other dependence on machines, supplemental oxygen	Diagnosis	ICD-9-CM
Z99.81	Dependence on supplemental oxygen	Diagnosis	ICD-10-CM

Appendix H. List of Healthcare Common Procedure Coding System (HCPCS), Current Procedural Terminology, Second Edition (CPT-2), Current Procedural Terminology, Fourth Edition (CPT-4), and International Classification of Diseases, Ninth and Tenth Revisions, Clinical Modification (ICD-9-CM and ICD-10-CM) Diagnosis and Procedure Codes Used to Define Baseline Characteristics in this Request

Code	Description	Code Category	Code Type
93.96	Other oxygen enrichment	Procedure	ICD-9-CM
3E0F7GC	Introduction of Other Therapeutic Substance into Respiratory Tract, Via Natural or Artificial Opening	Procedure	ICD-10-CM
Pneumococcal Vaccine			
90669	Pneumococcal conjugate vaccine, 7 valent (PCV7), for intramuscular use	Procedure	CPT-4
90732	Pneumococcal polysaccharide vaccine, 23-valent (PPSV23), adult or immunosuppressed patient dosage, when administered to individuals 2 years or older, for subcutaneous or intramuscular use	Procedure	CPT-4
90670	Pneumococcal conjugate vaccine, 13 valent (PCV13), for intramuscular use	Procedure	CPT-4
G0009	Administration of pneumococcal vaccine	Procedure	HCPCS
G8864	Pneumococcal vaccine administered or previously received	Procedure	HCPCS
4040F	Pneumococcal vaccine administered or previously received (COPD) (PV), (IBD)	Procedure	CPT-2
Smoking			
1034F	Current tobacco smoker (CAD, CAP, COPD, PV) (DM)	Procedure	CPT-2
1035F	Current smokeless tobacco user (eg, chew, snuff) (PV)	Procedure	CPT-2
4000F	Tobacco use cessation intervention, counseling (COPD, CAP, CAD, Asthma) (DM) (PV)	Procedure	CPT-2
4001F	Tobacco use cessation intervention, pharmacologic therapy (COPD, CAD, CAP, PV, Asthma) (DM) (PV)	Procedure	CPT-2
4004F	Patient screened for tobacco use and received tobacco cessation intervention (counseling, pharmacotherapy, or both), if identified as a tobacco user (PV, CAD)	Procedure	CPT-2
83887	Nicotine	Procedure	CPT-4
99406	Smoking and tobacco use cessation counseling visit; intermediate, greater than 3 minutes up to 10 minutes	Procedure	CPT-4
99407	Smoking and tobacco use cessation counseling visit; intensive, greater than 10 minutes	Procedure	CPT-4
C9801	Smoking and tobacco cessation counseling visit for the asymptomatic patient; intermediate, greater than 3 minutes, up to 10 minutes	Procedure	HCPCS
C9802	Smoking and tobacco cessation counseling visit for the asymptomatic patient; intensive, greater than 10 minutes	Procedure	HCPCS
D1320	tobacco counseling for the control and prevention of oral disease	Procedure	HCPCS
G0375	Smoking and tobacco use cessation counseling visit; intermediate, greater than 3 minutes up to 10 minutes	Procedure	HCPCS
G0376	Smoking and tobacco use cessation counseling visit; intensive, greater than 10 minutes	Procedure	HCPCS
G0436	Smoking and tobacco cessation counseling visit for the asymptomatic patient; intermediate, greater than 3 minutes, up to 10 minutes	Procedure	HCPCS
G0437	Smoking and tobacco cessation counseling visit for the asymptomatic patient; intensive, greater than 10 minutes	Procedure	HCPCS
G8093	Newly diagnosed chronic obstructive pulmonary disease (COPD) patient documented to have received smoking cessation intervention, within 3 months of diagnosis	Procedure	HCPCS
G8094	Newly diagnosed chronic obstructive pulmonary disease (COPD) patient not documented to have received smoking cessation intervention, within 3 months of diagnosis	Procedure	HCPCS
G8402	Tobacco (smoke) use cessation intervention, counseling	Procedure	HCPCS

Appendix H. List of Healthcare Common Procedure Coding System (HCPCS), Current Procedural Terminology, Second Edition (CPT-2), Current Procedural Terminology, Fourth Edition (CPT-4), and International Classification of Diseases, Ninth and Tenth Revisions, Clinical Modification (ICD-9-CM and ICD-10-CM) Diagnosis and Procedure Codes Used to Define Baseline Characteristics in this Request

Code	Description	Code Category	Code Type
G8403	Tobacco (smoke) use cessation intervention not counseled	Procedure	HCPCS
G8453	Tobacco use cessation intervention, counseling	Procedure	HCPCS
G8454	Tobacco use cessation intervention not counseled, reason not specified	Procedure	HCPCS
G8455	Current tobacco smoker	Procedure	HCPCS
G8456	Current smokeless tobacco user	Procedure	HCPCS
G8688	Currently a smokeless tobacco user (e.g., chew, snuff) and no exposure to secondhand smoke	Procedure	HCPCS
305.1	Tobacco use disorder	Diagnosis	ICD-9-CM
649.0	Tobacco use disorder complicating pregnancy, childbirth, or the puerperium	Diagnosis	ICD-9-CM
649.00	Tobacco use disorder complicating pregnancy, childbirth, or the puerperium, unspecified as to episode of care or not applicable	Diagnosis	ICD-9-CM
649.01	Tobacco use disorder complicating pregnancy, childbirth, or the puerperium, delivered, with or without mention of antepartum condition	Diagnosis	ICD-9-CM
649.02	Tobacco use disorder complicating pregnancy, childbirth, or the puerperium, delivered, with mention of postpartum complication	Diagnosis	ICD-9-CM
649.03	Tobacco use disorder complicating pregnancy, childbirth, or the puerperium, antepartum condition or complication	Diagnosis	ICD-9-CM
649.04	Tobacco use disorder complicating pregnancy, childbirth, or the puerperium, postpartum condition or complication	Diagnosis	ICD-9-CM
989.84	Toxic effect of tobacco	Diagnosis	ICD-9-CM
F17	Nicotine dependence	Diagnosis	ICD-10-CM
F17.2	Nicotine dependence	Diagnosis	ICD-10-CM
F17.20	Nicotine dependence, unspecified	Diagnosis	ICD-10-CM
F17.200	Nicotine dependence, unspecified, uncomplicated	Diagnosis	ICD-10-CM
F17.201	Nicotine dependence, unspecified, in remission	Diagnosis	ICD-10-CM
F17.203	Nicotine dependence unspecified, with withdrawal	Diagnosis	ICD-10-CM
F17.208	Nicotine dependence, unspecified, with other nicotine-induced disorders	Diagnosis	ICD-10-CM
F17.209	Nicotine dependence, unspecified, with unspecified nicotine-induced disorders	Diagnosis	ICD-10-CM
F17.21	Nicotine dependence, cigarettes	Diagnosis	ICD-10-CM
F17.210	Nicotine dependence, cigarettes, uncomplicated	Diagnosis	ICD-10-CM
F17.211	Nicotine dependence, cigarettes, in remission	Diagnosis	ICD-10-CM
F17.213	Nicotine dependence, cigarettes, with withdrawal	Diagnosis	ICD-10-CM
F17.218	Nicotine dependence, cigarettes, with other nicotine-induced disorders	Diagnosis	ICD-10-CM
F17.219	Nicotine dependence, cigarettes, with unspecified nicotine-induced disorders	Diagnosis	ICD-10-CM
F17.220	Nicotine dependence, chewing tobacco, uncomplicated	Diagnosis	ICD-10-CM
F17.221	Nicotine dependence, chewing tobacco, in remission	Diagnosis	ICD-10-CM
F17.290	Nicotine dependence, other tobacco product, uncomplicated	Diagnosis	ICD-10-CM
F17.291	Nicotine dependence, other tobacco product, in remission	Diagnosis	ICD-10-CM
O99.33	Tobacco use disorder complicating pregnancy, childbirth, and the puerperium	Diagnosis	ICD-10-CM
O99.330	Smoking (tobacco) complicating pregnancy, unspecified trimester	Diagnosis	ICD-10-CM
O99.331	Smoking (tobacco) complicating pregnancy, first trimester	Diagnosis	ICD-10-CM
O99.332	Smoking (tobacco) complicating pregnancy, second trimester	Diagnosis	ICD-10-CM

Appendix H. List of Healthcare Common Procedure Coding System (HCPCS), Current Procedural Terminology, Second Edition (CPT-2), Current Procedural Terminology, Fourth Edition (CPT-4), and International Classification of Diseases, Ninth and Tenth Revisions, Clinical Modification (ICD-9-CM and ICD-10-CM) Diagnosis and Procedure Codes Used to Define Baseline Characteristics in this Request

Code	Description	Code Category	Code Type
O99.333	Smoking (tobacco) complicating pregnancy, third trimester	Diagnosis	ICD-10-CM
O99.334	Smoking (tobacco) complicating childbirth	Diagnosis	ICD-10-CM
O99.335	Smoking (tobacco) complicating the puerperium	Diagnosis	ICD-10-CM
T65.211A	Toxic effect of chewing tobacco, accidental (unintentional), initial encounter	Diagnosis	ICD-10-CM
T65.212A	Toxic effect of chewing tobacco, intentional self-harm, initial encounter	Diagnosis	ICD-10-CM
T65.213A	Toxic effect of chewing tobacco, assault, initial encounter	Diagnosis	ICD-10-CM
T65.214A	Toxic effect of chewing tobacco, undetermined, initial encounter	Diagnosis	ICD-10-CM
T65.221A	Toxic effect of tobacco cigarettes, accidental (unintentional), initial encounter	Diagnosis	ICD-10-CM
T65.222A	Toxic effect of tobacco cigarettes, intentional self-harm, initial encounter	Diagnosis	ICD-10-CM
T65.223A	Toxic effect of tobacco cigarettes, assault, initial encounter	Diagnosis	ICD-10-CM
T65.224A	Toxic effect of tobacco cigarettes, undetermined, initial encounter	Diagnosis	ICD-10-CM
T65.291A	Toxic effect of other tobacco and nicotine, accidental (unintentional), initial encounter	Diagnosis	ICD-10-CM
T65.292A	Toxic effect of other tobacco and nicotine, intentional self-harm, initial encounter	Diagnosis	ICD-10-CM
T65.293A	Toxic effect of other tobacco and nicotine, assault, initial encounter	Diagnosis	ICD-10-CM
T65.294A	Toxic effect of other tobacco and nicotine, undetermined, initial encounter	Diagnosis	ICD-10-CM
V15.82	Personal history of tobacco use, presenting hazards to health	Diagnosis	ICD-9-CM
Z72.0	Tobacco use	Diagnosis	ICD-10-CM
Z87.891	Personal history of nicotine dependence	Diagnosis	ICD-10-CM
Chronic Obstructive Pulmonary Disease (COPD) Exacerbations			
491.21	Obstructive chronic bronchitis, with (acute) exacerbation	Diagnosis	ICD-9-CM
491.22	Obstructive chronic bronchitis with acute bronchitis	Diagnosis	ICD-9-CM
J44.0	Chronic obstructive pulmonary disease with acute lower respiratory infection	Diagnosis	ICD-10-CM
J44.1	Chronic obstructive pulmonary disease with (acute) exacerbation	Diagnosis	ICD-10-CM
Chronic Obstructive Pulmonary Disease (COPD)			
491.20	Obstructive chronic bronchitis without exacerbation	Diagnosis	ICD-9-CM
491.0	Simple chronic bronchitis	Diagnosis	ICD-9-CM
491.1	Mucopurulent chronic bronchitis	Diagnosis	ICD-9-CM
491.8	Other chronic bronchitis	Diagnosis	ICD-9-CM
491.9	Unspecified chronic bronchitis	Diagnosis	ICD-9-CM
492.0	Emphysematous bleb	Diagnosis	ICD-9-CM
492.8	Other emphysema	Diagnosis	ICD-9-CM
496	Chronic airway obstruction, not elsewhere classified	Diagnosis	ICD-9-CM
J41	Simple and mucopurulent chronic bronchitis	Diagnosis	ICD-10-CM
J41.0	Simple chronic bronchitis	Diagnosis	ICD-10-CM
J41.1	Mucopurulent chronic bronchitis	Diagnosis	ICD-10-CM
J41.8	Mixed simple and mucopurulent chronic bronchitis	Diagnosis	ICD-10-CM
J42	Unspecified chronic bronchitis	Diagnosis	ICD-10-CM
J43	Emphysema	Diagnosis	ICD-10-CM
J43.1	Panlobular emphysema	Diagnosis	ICD-10-CM
J43.2	Centrilobular emphysema	Diagnosis	ICD-10-CM
J43.8	Other emphysema	Diagnosis	ICD-10-CM
J43.9	Emphysema, unspecified	Diagnosis	ICD-10-CM

Appendix H. List of Healthcare Common Procedure Coding System (HCPCS), Current Procedural Terminology, Second Edition (CPT-2), Current Procedural Terminology, Fourth Edition (CPT-4), and International Classification of Diseases, Ninth and Tenth Revisions, Clinical Modification (ICD-9-CM and ICD-10-CM) Diagnosis and Procedure Codes Used to Define Baseline Characteristics in this Request

Code	Description	Code Category	Code Type
J44	Other chronic obstructive pulmonary disease	Diagnosis	ICD-10-CM
J44.9	Chronic obstructive pulmonary disease, unspecified	Diagnosis	ICD-10-CM
Anxiety			
300	Anxiety, dissociative and somatoform disorders	Diagnosis	ICD-9-CM
300.0	Anxiety states	Diagnosis	ICD-9-CM
300.00	Anxiety state, unspecified	Diagnosis	ICD-9-CM
300.01	Panic disorder without agoraphobia	Diagnosis	ICD-9-CM
300.02	Generalized anxiety disorder	Diagnosis	ICD-9-CM
300.09	Other anxiety states	Diagnosis	ICD-9-CM
300.1	Dissociative, conversion and factitious disorders	Diagnosis	ICD-9-CM
300.10	Hysteria, unspecified	Diagnosis	ICD-9-CM
300.11	Conversion disorder	Diagnosis	ICD-9-CM
300.12	Dissociative amnesia	Diagnosis	ICD-9-CM
300.13	Dissociative fugue	Diagnosis	ICD-9-CM
300.14	Dissociative identity disorder	Diagnosis	ICD-9-CM
300.15	Dissociative disorder or reaction, unspecified	Diagnosis	ICD-9-CM
300.16	Factitious disorder with predominantly psychological signs and symptoms	Diagnosis	ICD-9-CM
300.19	Other and unspecified factitious illness	Diagnosis	ICD-9-CM
300.2	Phobic disorders	Diagnosis	ICD-9-CM
300.20	Phobia, unspecified	Diagnosis	ICD-9-CM
300.21	Agoraphobia with panic disorder	Diagnosis	ICD-9-CM
300.22	Agoraphobia without mention of panic attacks	Diagnosis	ICD-9-CM
300.23	Social phobia	Diagnosis	ICD-9-CM
300.29	Other isolated or specific phobias	Diagnosis	ICD-9-CM
300.3	Obsessive-compulsive disorders	Diagnosis	ICD-9-CM
300.4	Dysthymic disorder	Diagnosis	ICD-9-CM
300.5	Neurasthenia	Diagnosis	ICD-9-CM
300.6	Depersonalization disorder	Diagnosis	ICD-9-CM
300.7	Hypochondriasis	Diagnosis	ICD-9-CM
300.8	Somatoform disorders	Diagnosis	ICD-9-CM
300.81	Somatization disorder	Diagnosis	ICD-9-CM
300.82	Undifferentiated somatoform disorder	Diagnosis	ICD-9-CM
300.89	Other somatoform disorders	Diagnosis	ICD-9-CM
300.9	Unspecified nonpsychotic mental disorder	Diagnosis	ICD-9-CM
F34.1	Dysthymic disorder	Diagnosis	ICD-10-CM
F40.00	Agoraphobia, unspecified	Diagnosis	ICD-10-CM
F40.01	Agoraphobia with panic disorder	Diagnosis	ICD-10-CM
F40.02	Agoraphobia without panic disorder	Diagnosis	ICD-10-CM
F40.10	Social phobia, unspecified	Diagnosis	ICD-10-CM
F40.11	Social phobia, generalized	Diagnosis	ICD-10-CM
F40.210	Arachnophobia	Diagnosis	ICD-10-CM
F40.218	Other animal type phobia	Diagnosis	ICD-10-CM

Appendix H. List of Healthcare Common Procedure Coding System (HCPCS), Current Procedural Terminology, Second Edition (CPT-2), Current Procedural Terminology, Fourth Edition (CPT-4), and International Classification of Diseases, Ninth and Tenth Revisions, Clinical Modification (ICD-9-CM and ICD-10-CM) Diagnosis and Procedure Codes Used to Define Baseline Characteristics in this Request

Code	Description	Code Category	Code Type
F40.220	Fear of thunderstorms	Diagnosis	ICD-10-CM
F40.228	Other natural environment type phobia	Diagnosis	ICD-10-CM
F40.230	Fear of blood	Diagnosis	ICD-10-CM
F40.231	Fear of injections and transfusions	Diagnosis	ICD-10-CM
F40.232	Fear of other medical care	Diagnosis	ICD-10-CM
F40.233	Fear of injury	Diagnosis	ICD-10-CM
F40.240	Claustrophobia	Diagnosis	ICD-10-CM
F40.241	Acrophobia	Diagnosis	ICD-10-CM
F40.242	Fear of bridges	Diagnosis	ICD-10-CM
F40.243	Fear of flying	Diagnosis	ICD-10-CM
F40.248	Other situational type phobia	Diagnosis	ICD-10-CM
F40.290	Androphobia	Diagnosis	ICD-10-CM
F40.291	Gynephobia	Diagnosis	ICD-10-CM
F40.298	Other specified phobia	Diagnosis	ICD-10-CM
F40.8	Other phobic anxiety disorders	Diagnosis	ICD-10-CM
F40.9	Phobic anxiety disorder, unspecified	Diagnosis	ICD-10-CM
F41.0	Panic disorder [episodic paroxysmal anxiety]	Diagnosis	ICD-10-CM
F41.1	Generalized anxiety disorder	Diagnosis	ICD-10-CM
F41.3	Other mixed anxiety disorders	Diagnosis	ICD-10-CM
F41.8	Other specified anxiety disorders	Diagnosis	ICD-10-CM
F41.9	Anxiety disorder, unspecified	Diagnosis	ICD-10-CM
Cancer			
140.0	Malignant neoplasm of upper lip, vermilion border	Diagnosis	ICD-9-CM
140.1	Malignant neoplasm of lower lip, vermilion border	Diagnosis	ICD-9-CM
140.3	Malignant neoplasm of upper lip, inner aspect	Diagnosis	ICD-9-CM
140.4	Malignant neoplasm of lower lip, inner aspect	Diagnosis	ICD-9-CM
140.5	Malignant neoplasm of lip, inner aspect, unspecified as to upper or lower	Diagnosis	ICD-9-CM
140.6	Malignant neoplasm of commissure of lip	Diagnosis	ICD-9-CM
140.8	Malignant neoplasm of other sites of lip	Diagnosis	ICD-9-CM
140.9	Malignant neoplasm of lip, vermilion border, unspecified as to upper or lower	Diagnosis	ICD-9-CM
141	Malignant neoplasm of tongue	Diagnosis	ICD-9-CM
141.0	Malignant neoplasm of base of tongue	Diagnosis	ICD-9-CM
141.1	Malignant neoplasm of dorsal surface of tongue	Diagnosis	ICD-9-CM
141.2	Malignant neoplasm of tip and lateral border of tongue	Diagnosis	ICD-9-CM
141.3	Malignant neoplasm of ventral surface of tongue	Diagnosis	ICD-9-CM
141.4	Malignant neoplasm of anterior two-thirds of tongue, part unspecified	Diagnosis	ICD-9-CM
141.5	Malignant neoplasm of junctional zone of tongue	Diagnosis	ICD-9-CM
141.6	Malignant neoplasm of lingual tonsil	Diagnosis	ICD-9-CM
141.8	Malignant neoplasm of other sites of tongue	Diagnosis	ICD-9-CM
141.9	Malignant neoplasm of tongue, unspecified site	Diagnosis	ICD-9-CM
142	Malignant neoplasm of major salivary glands	Diagnosis	ICD-9-CM
142.0	Malignant neoplasm of parotid gland	Diagnosis	ICD-9-CM

Appendix H. List of Healthcare Common Procedure Coding System (HCPCS), Current Procedural Terminology, Second Edition (CPT-2), Current Procedural Terminology, Fourth Edition (CPT-4), and International Classification of Diseases, Ninth and Tenth Revisions, Clinical Modification (ICD-9-CM and ICD-10-CM) Diagnosis and Procedure Codes Used to Define Baseline Characteristics in this Request

Code	Description	Code Category	Code Type
142.1	Malignant neoplasm of submandibular gland	Diagnosis	ICD-9-CM
142.2	Malignant neoplasm of sublingual gland	Diagnosis	ICD-9-CM
142.8	Malignant neoplasm of other major salivary glands	Diagnosis	ICD-9-CM
142.9	Malignant neoplasm of salivary gland, unspecified	Diagnosis	ICD-9-CM
143	Malignant neoplasm of gum	Diagnosis	ICD-9-CM
143.0	Malignant neoplasm of upper gum	Diagnosis	ICD-9-CM
143.1	Malignant neoplasm of lower gum	Diagnosis	ICD-9-CM
143.8	Malignant neoplasm of other sites of gum	Diagnosis	ICD-9-CM
143.9	Malignant neoplasm of gum, unspecified site	Diagnosis	ICD-9-CM
144	Malignant neoplasm of floor of mouth	Diagnosis	ICD-9-CM
144.0	Malignant neoplasm of anterior portion of floor of mouth	Diagnosis	ICD-9-CM
144.1	Malignant neoplasm of lateral portion of floor of mouth	Diagnosis	ICD-9-CM
144.8	Malignant neoplasm of other sites of floor of mouth	Diagnosis	ICD-9-CM
144.9	Malignant neoplasm of floor of mouth, part unspecified	Diagnosis	ICD-9-CM
145	Malignant neoplasm of other and unspecified parts of mouth	Diagnosis	ICD-9-CM
145.0	Malignant neoplasm of cheek mucosa	Diagnosis	ICD-9-CM
145.1	Malignant neoplasm of vestibule of mouth	Diagnosis	ICD-9-CM
145.2	Malignant neoplasm of hard palate	Diagnosis	ICD-9-CM
145.3	Malignant neoplasm of soft palate	Diagnosis	ICD-9-CM
145.4	Malignant neoplasm of uvula	Diagnosis	ICD-9-CM
145.5	Malignant neoplasm of palate, unspecified	Diagnosis	ICD-9-CM
145.6	Malignant neoplasm of retromolar area	Diagnosis	ICD-9-CM
145.8	Malignant neoplasm of other specified parts of mouth	Diagnosis	ICD-9-CM
145.9	Malignant neoplasm of mouth, unspecified site	Diagnosis	ICD-9-CM
146	Malignant neoplasm of oropharynx	Diagnosis	ICD-9-CM
146.0	Malignant neoplasm of tonsil	Diagnosis	ICD-9-CM
146.1	Malignant neoplasm of tonsillar fossa	Diagnosis	ICD-9-CM
146.2	Malignant neoplasm of tonsillar pillars (anterior) (posterior)	Diagnosis	ICD-9-CM
146.3	Malignant neoplasm of vallecula	Diagnosis	ICD-9-CM
146.4	Malignant neoplasm of anterior aspect of epiglottis	Diagnosis	ICD-9-CM
146.5	Malignant neoplasm of junctional region of oropharynx	Diagnosis	ICD-9-CM
146.6	Malignant neoplasm of lateral wall of oropharynx	Diagnosis	ICD-9-CM
146.7	Malignant neoplasm of posterior wall of oropharynx	Diagnosis	ICD-9-CM
146.8	Malignant neoplasm of other specified sites of oropharynx	Diagnosis	ICD-9-CM
146.9	Malignant neoplasm of oropharynx, unspecified site	Diagnosis	ICD-9-CM
147	Malignant neoplasm of nasopharynx	Diagnosis	ICD-9-CM
147.0	Malignant neoplasm of superior wall of nasopharynx	Diagnosis	ICD-9-CM
147.1	Malignant neoplasm of posterior wall of nasopharynx	Diagnosis	ICD-9-CM
147.2	Malignant neoplasm of lateral wall of nasopharynx	Diagnosis	ICD-9-CM
147.3	Malignant neoplasm of anterior wall of nasopharynx	Diagnosis	ICD-9-CM
147.8	Malignant neoplasm of other specified sites of nasopharynx	Diagnosis	ICD-9-CM
147.9	Malignant neoplasm of nasopharynx, unspecified site	Diagnosis	ICD-9-CM

Appendix H. List of Healthcare Common Procedure Coding System (HCPCS), Current Procedural Terminology, Second Edition (CPT-2), Current Procedural Terminology, Fourth Edition (CPT-4), and International Classification of Diseases, Ninth and Tenth Revisions, Clinical Modification (ICD-9-CM and ICD-10-CM) Diagnosis and Procedure Codes Used to Define Baseline Characteristics in this Request

Code	Description	Code Category	Code Type
148	Malignant neoplasm of hypopharynx	Diagnosis	ICD-9-CM
148.0	Malignant neoplasm of postcricoid region of hypopharynx	Diagnosis	ICD-9-CM
148.1	Malignant neoplasm of pyriform sinus	Diagnosis	ICD-9-CM
148.2	Malignant neoplasm of aryepiglottic fold, hypopharyngeal aspect	Diagnosis	ICD-9-CM
148.3	Malignant neoplasm of posterior hypopharyngeal wall	Diagnosis	ICD-9-CM
148.8	Malignant neoplasm of other specified sites of hypopharynx	Diagnosis	ICD-9-CM
148.9	Malignant neoplasm of hypopharynx, unspecified site	Diagnosis	ICD-9-CM
149	Malignant neoplasm of other and ill-defined sites within the lip, oral cavity, and pharynx	Diagnosis	ICD-9-CM
149.0	Malignant neoplasm of pharynx, unspecified	Diagnosis	ICD-9-CM
149.1	Malignant neoplasm of Waldeyer's ring	Diagnosis	ICD-9-CM
149.8	Malignant neoplasm of other sites within the lip and oral cavity	Diagnosis	ICD-9-CM
149.9	Malignant neoplasm of ill-defined sites of lip and oral cavity	Diagnosis	ICD-9-CM
150	Malignant neoplasm of esophagus	Diagnosis	ICD-9-CM
150.0	Malignant neoplasm of cervical esophagus	Diagnosis	ICD-9-CM
150.1	Malignant neoplasm of thoracic esophagus	Diagnosis	ICD-9-CM
150.2	Malignant neoplasm of abdominal esophagus	Diagnosis	ICD-9-CM
150.3	Malignant neoplasm of upper third of esophagus	Diagnosis	ICD-9-CM
150.4	Malignant neoplasm of middle third of esophagus	Diagnosis	ICD-9-CM
150.5	Malignant neoplasm of lower third of esophagus	Diagnosis	ICD-9-CM
150.8	Malignant neoplasm of other specified part of esophagus	Diagnosis	ICD-9-CM
150.9	Malignant neoplasm of esophagus, unspecified site	Diagnosis	ICD-9-CM
151	Malignant neoplasm of stomach	Diagnosis	ICD-9-CM
151.0	Malignant neoplasm of cardia	Diagnosis	ICD-9-CM
151.1	Malignant neoplasm of pylorus	Diagnosis	ICD-9-CM
151.2	Malignant neoplasm of pyloric antrum	Diagnosis	ICD-9-CM
151.3	Malignant neoplasm of fundus of stomach	Diagnosis	ICD-9-CM
151.4	Malignant neoplasm of body of stomach	Diagnosis	ICD-9-CM
151.5	Malignant neoplasm of lesser curvature of stomach, unspecified	Diagnosis	ICD-9-CM
151.6	Malignant neoplasm of greater curvature of stomach, unspecified	Diagnosis	ICD-9-CM
151.8	Malignant neoplasm of other specified sites of stomach	Diagnosis	ICD-9-CM
151.9	Malignant neoplasm of stomach, unspecified site	Diagnosis	ICD-9-CM
152	Malignant neoplasm of small intestine, including duodenum	Diagnosis	ICD-9-CM
152.0	Malignant neoplasm of duodenum	Diagnosis	ICD-9-CM
152.1	Malignant neoplasm of jejunum	Diagnosis	ICD-9-CM
152.2	Malignant neoplasm of ileum	Diagnosis	ICD-9-CM
152.3	Malignant neoplasm of Meckel's diverticulum	Diagnosis	ICD-9-CM
152.8	Malignant neoplasm of other specified sites of small intestine	Diagnosis	ICD-9-CM
152.9	Malignant neoplasm of small intestine, unspecified site	Diagnosis	ICD-9-CM
153	Malignant neoplasm of colon	Diagnosis	ICD-9-CM
153.0	Malignant neoplasm of hepatic flexure	Diagnosis	ICD-9-CM
153.1	Malignant neoplasm of transverse colon	Diagnosis	ICD-9-CM
153.2	Malignant neoplasm of descending colon	Diagnosis	ICD-9-CM

Appendix H. List of Healthcare Common Procedure Coding System (HCPCS), Current Procedural Terminology, Second Edition (CPT-2), Current Procedural Terminology, Fourth Edition (CPT-4), and International Classification of Diseases, Ninth and Tenth Revisions, Clinical Modification (ICD-9-CM and ICD-10-CM) Diagnosis and Procedure Codes Used to Define Baseline Characteristics in this Request

Code	Description	Code Category	Code Type
153.3	Malignant neoplasm of sigmoid colon	Diagnosis	ICD-9-CM
153.4	Malignant neoplasm of cecum	Diagnosis	ICD-9-CM
153.5	Malignant neoplasm of appendix	Diagnosis	ICD-9-CM
153.6	Malignant neoplasm of ascending colon	Diagnosis	ICD-9-CM
153.7	Malignant neoplasm of splenic flexure	Diagnosis	ICD-9-CM
153.8	Malignant neoplasm of other specified sites of large intestine	Diagnosis	ICD-9-CM
153.9	Malignant neoplasm of colon, unspecified site	Diagnosis	ICD-9-CM
154	Malignant neoplasm of rectum, rectosigmoid junction, and anus	Diagnosis	ICD-9-CM
154.0	Malignant neoplasm of rectosigmoid junction	Diagnosis	ICD-9-CM
154.1	Malignant neoplasm of rectum	Diagnosis	ICD-9-CM
154.2	Malignant neoplasm of anal canal	Diagnosis	ICD-9-CM
154.3	Malignant neoplasm of anus, unspecified site	Diagnosis	ICD-9-CM
154.8	Malignant neoplasm of other sites of rectum, rectosigmoid junction, and anus	Diagnosis	ICD-9-CM
155	Malignant neoplasm of liver and intrahepatic bile ducts	Diagnosis	ICD-9-CM
155.0	Malignant neoplasm of liver, primary	Diagnosis	ICD-9-CM
155.1	Malignant neoplasm of intrahepatic bile ducts	Diagnosis	ICD-9-CM
155.2	Malignant neoplasm of liver, not specified as primary or secondary	Diagnosis	ICD-9-CM
156	Malignant neoplasm of gallbladder and extrahepatic bile ducts	Diagnosis	ICD-9-CM
156.0	Malignant neoplasm of gallbladder	Diagnosis	ICD-9-CM
156.1	Malignant neoplasm of extrahepatic bile ducts	Diagnosis	ICD-9-CM
156.2	Malignant neoplasm of ampulla of Vater	Diagnosis	ICD-9-CM
156.8	Malignant neoplasm of other specified sites of gallbladder and extrahepatic bile ducts	Diagnosis	ICD-9-CM
156.9	Malignant neoplasm of biliary tract, part unspecified site	Diagnosis	ICD-9-CM
157	Malignant neoplasm of pancreas	Diagnosis	ICD-9-CM
157.0	Malignant neoplasm of head of pancreas	Diagnosis	ICD-9-CM
157.1	Malignant neoplasm of body of pancreas	Diagnosis	ICD-9-CM
157.2	Malignant neoplasm of tail of pancreas	Diagnosis	ICD-9-CM
157.3	Malignant neoplasm of pancreatic duct	Diagnosis	ICD-9-CM
157.4	Malignant neoplasm of islets of Langerhans	Diagnosis	ICD-9-CM
157.8	Malignant neoplasm of other specified sites of pancreas	Diagnosis	ICD-9-CM
157.9	Malignant neoplasm of pancreas, part unspecified	Diagnosis	ICD-9-CM
158	Malignant neoplasm of retroperitoneum and peritoneum	Diagnosis	ICD-9-CM
158.0	Malignant neoplasm of retroperitoneum	Diagnosis	ICD-9-CM
158.8	Malignant neoplasm of specified parts of peritoneum	Diagnosis	ICD-9-CM
158.9	Malignant neoplasm of peritoneum, unspecified	Diagnosis	ICD-9-CM
159	Malignant neoplasm of other and ill-defined sites within the digestive organs and peritoneum	Diagnosis	ICD-9-CM
159.0	Malignant neoplasm of intestinal tract, part unspecified	Diagnosis	ICD-9-CM
159.1	Malignant neoplasm of spleen, not elsewhere classified	Diagnosis	ICD-9-CM
159.8	Malignant neoplasm of other sites of digestive system and intra-abdominal organs	Diagnosis	ICD-9-CM
159.9	Malignant neoplasm of ill-defined sites of digestive organs and peritoneum	Diagnosis	ICD-9-CM
160	Malignant neoplasm of nasal cavities, middle ear, and accessory sinuses	Diagnosis	ICD-9-CM

Appendix H. List of Healthcare Common Procedure Coding System (HCPCS), Current Procedural Terminology, Second Edition (CPT-2), Current Procedural Terminology, Fourth Edition (CPT-4), and International Classification of Diseases, Ninth and Tenth Revisions, Clinical Modification (ICD-9-CM and ICD-10-CM) Diagnosis and Procedure Codes Used to Define Baseline Characteristics in this Request

Code	Description	Code Category	Code Type
160.0	Malignant neoplasm of nasal cavities	Diagnosis	ICD-9-CM
160.1	Malignant neoplasm of auditory tube, middle ear, and mastoid air cells	Diagnosis	ICD-9-CM
160.2	Malignant neoplasm of maxillary sinus	Diagnosis	ICD-9-CM
160.3	Malignant neoplasm of ethmoidal sinus	Diagnosis	ICD-9-CM
160.4	Malignant neoplasm of frontal sinus	Diagnosis	ICD-9-CM
160.5	Malignant neoplasm of sphenoidal sinus	Diagnosis	ICD-9-CM
160.8	Malignant neoplasm of other sites of nasal cavities, middle ear, and accessory sinuses	Diagnosis	ICD-9-CM
160.9	Malignant neoplasm of site of nasal cavities, middle ear, and accessory sinus, unspecified site	Diagnosis	ICD-9-CM
161	Malignant neoplasm of larynx	Diagnosis	ICD-9-CM
161.0	Malignant neoplasm of glottis	Diagnosis	ICD-9-CM
161.1	Malignant neoplasm of supraglottis	Diagnosis	ICD-9-CM
161.2	Malignant neoplasm of subglottis	Diagnosis	ICD-9-CM
161.3	Malignant neoplasm of laryngeal cartilages	Diagnosis	ICD-9-CM
161.8	Malignant neoplasm of other specified sites of larynx	Diagnosis	ICD-9-CM
161.9	Malignant neoplasm of larynx, unspecified site	Diagnosis	ICD-9-CM
162	Malignant neoplasm of trachea, bronchus, and lung	Diagnosis	ICD-9-CM
162.0	Malignant neoplasm of trachea	Diagnosis	ICD-9-CM
162.2	Malignant neoplasm of main bronchus	Diagnosis	ICD-9-CM
162.3	Malignant neoplasm of upper lobe, bronchus, or lung	Diagnosis	ICD-9-CM
162.4	Malignant neoplasm of middle lobe, bronchus, or lung	Diagnosis	ICD-9-CM
162.5	Malignant neoplasm of lower lobe, bronchus, or lung	Diagnosis	ICD-9-CM
162.8	Malignant neoplasm of other parts of bronchus or lung	Diagnosis	ICD-9-CM
162.9	Malignant neoplasm of bronchus and lung, unspecified site	Diagnosis	ICD-9-CM
163	Malignant neoplasm of pleura	Diagnosis	ICD-9-CM
163.0	Malignant neoplasm of parietal pleura	Diagnosis	ICD-9-CM
163.1	Malignant neoplasm of visceral pleura	Diagnosis	ICD-9-CM
163.8	Malignant neoplasm of other specified sites of pleura	Diagnosis	ICD-9-CM
163.9	Malignant neoplasm of pleura, unspecified site	Diagnosis	ICD-9-CM
164	Malignant neoplasm of thymus, heart, and mediastinum	Diagnosis	ICD-9-CM
164.0	Malignant neoplasm of thymus	Diagnosis	ICD-9-CM
164.1	Malignant neoplasm of heart	Diagnosis	ICD-9-CM
164.2	Malignant neoplasm of anterior mediastinum	Diagnosis	ICD-9-CM
164.3	Malignant neoplasm of posterior mediastinum	Diagnosis	ICD-9-CM
164.8	Malignant neoplasm of other parts of mediastinum	Diagnosis	ICD-9-CM
164.9	Malignant neoplasm of mediastinum, part unspecified	Diagnosis	ICD-9-CM
165	Malignant neoplasm of other and ill-defined sites within the respiratory system and intrathoracic organs	Diagnosis	ICD-9-CM
165.0	Malignant neoplasm of upper respiratory tract, part unspecified	Diagnosis	ICD-9-CM
165.8	Malignant neoplasm of other sites within the respiratory system and intrathoracic organs	Diagnosis	ICD-9-CM
165.9	Malignant neoplasm of ill-defined sites within the respiratory system	Diagnosis	ICD-9-CM
170	Malignant neoplasm of bone and articular cartilage	Diagnosis	ICD-9-CM

Appendix H. List of Healthcare Common Procedure Coding System (HCPCS), Current Procedural Terminology, Second Edition (CPT-2), Current Procedural Terminology, Fourth Edition (CPT-4), and International Classification of Diseases, Ninth and Tenth Revisions, Clinical Modification (ICD-9-CM and ICD-10-CM) Diagnosis and Procedure Codes Used to Define Baseline Characteristics in this Request

Code	Description	Code Category	Code Type
170.0	Malignant neoplasm of bones of skull and face, except mandible	Diagnosis	ICD-9-CM
170.1	Malignant neoplasm of mandible	Diagnosis	ICD-9-CM
170.2	Malignant neoplasm of vertebral column, excluding sacrum and coccyx	Diagnosis	ICD-9-CM
170.3	Malignant neoplasm of ribs, sternum, and clavicle	Diagnosis	ICD-9-CM
170.4	Malignant neoplasm of scapula and long bones of upper limb	Diagnosis	ICD-9-CM
170.5	Malignant neoplasm of short bones of upper limb	Diagnosis	ICD-9-CM
170.6	Malignant neoplasm of pelvic bones, sacrum, and coccyx	Diagnosis	ICD-9-CM
170.7	Malignant neoplasm of long bones of lower limb	Diagnosis	ICD-9-CM
170.8	Malignant neoplasm of short bones of lower limb	Diagnosis	ICD-9-CM
170.9	Malignant neoplasm of bone and articular cartilage, site unspecified	Diagnosis	ICD-9-CM
171	Malignant neoplasm of connective and other soft tissue	Diagnosis	ICD-9-CM
171.0	Malignant neoplasm of connective and other soft tissue of head, face, and neck	Diagnosis	ICD-9-CM
171.2	Malignant neoplasm of connective and other soft tissue of upper limb, including shoulder	Diagnosis	ICD-9-CM
171.3	Malignant neoplasm of connective and other soft tissue of lower limb, including hip	Diagnosis	ICD-9-CM
171.4	Malignant neoplasm of connective and other soft tissue of thorax	Diagnosis	ICD-9-CM
171.5	Malignant neoplasm of connective and other soft tissue of abdomen	Diagnosis	ICD-9-CM
171.6	Malignant neoplasm of connective and other soft tissue of pelvis	Diagnosis	ICD-9-CM
171.7	Malignant neoplasm of connective and other soft tissue of trunk, unspecified site	Diagnosis	ICD-9-CM
171.8	Malignant neoplasm of other specified sites of connective and other soft tissue	Diagnosis	ICD-9-CM
171.9	Malignant neoplasm of connective and other soft tissue, site unspecified	Diagnosis	ICD-9-CM
172	Malignant melanoma of skin	Diagnosis	ICD-9-CM
172.0	Malignant melanoma of skin of lip	Diagnosis	ICD-9-CM
172.1	Malignant melanoma of skin of eyelid, including canthus	Diagnosis	ICD-9-CM
172.2	Malignant melanoma of skin of ear and external auditory canal	Diagnosis	ICD-9-CM
172.3	Malignant melanoma of skin of other and unspecified parts of face	Diagnosis	ICD-9-CM
172.4	Malignant melanoma of skin of scalp and neck	Diagnosis	ICD-9-CM
172.5	Malignant melanoma of skin of trunk, except scrotum	Diagnosis	ICD-9-CM
172.6	Malignant melanoma of skin of upper limb, including shoulder	Diagnosis	ICD-9-CM
172.7	Malignant melanoma of skin of lower limb, including hip	Diagnosis	ICD-9-CM
172.8	Malignant melanoma of other specified sites of skin	Diagnosis	ICD-9-CM
172.9	Melanoma of skin, site unspecified	Diagnosis	ICD-9-CM
173	Other and unspecified malignant neoplasm of skin	Diagnosis	ICD-9-CM
173.0	Other and unspecified malignant neoplasm of skin of lip	Diagnosis	ICD-9-CM
173.00	Unspecified malignant neoplasm of skin of lip	Diagnosis	ICD-9-CM
173.09	Other specified malignant neoplasm of skin of lip	Diagnosis	ICD-9-CM
173.1	Other and unspecified malignant neoplasm of eyelid, including canthus	Diagnosis	ICD-9-CM
173.10	Unspecified malignant neoplasm of eyelid, including canthus	Diagnosis	ICD-9-CM
173.19	Other specified malignant neoplasm of eyelid, including canthus	Diagnosis	ICD-9-CM
173.2	Other and unspecified malignant neoplasm of skin of ear and external auditory canal	Diagnosis	ICD-9-CM
173.20	Unspecified malignant neoplasm of skin of ear and external auditory canal	Diagnosis	ICD-9-CM
173.29	Other specified malignant neoplasm of skin of ear and external auditory canal	Diagnosis	ICD-9-CM

Appendix H. List of Healthcare Common Procedure Coding System (HCPCS), Current Procedural Terminology, Second Edition (CPT-2), Current Procedural Terminology, Fourth Edition (CPT-4), and International Classification of Diseases, Ninth and Tenth Revisions, Clinical Modification (ICD-9-CM and ICD-10-CM) Diagnosis and Procedure Codes Used to Define Baseline Characteristics in this Request

Code	Description	Code Category	Code Type
173.3	Other and unspecified malignant neoplasm of skin of other and unspecified parts of face	Diagnosis	ICD-9-CM
173.30	Unspecified malignant neoplasm of skin of other and unspecified parts of face	Diagnosis	ICD-9-CM
173.39	Other specified malignant neoplasm of skin of other and unspecified parts of face	Diagnosis	ICD-9-CM
173.4	Other and unspecified malignant neoplasm of scalp and skin of neck	Diagnosis	ICD-9-CM
173.40	Unspecified malignant neoplasm of scalp and skin of neck	Diagnosis	ICD-9-CM
173.49	Other specified malignant neoplasm of scalp and skin of neck	Diagnosis	ICD-9-CM
173.5	Other and unspecified malignant neoplasm of skin of trunk, except scrotum	Diagnosis	ICD-9-CM
173.50	Unspecified malignant neoplasm of skin of trunk, except scrotum	Diagnosis	ICD-9-CM
173.59	Other specified malignant neoplasm of skin of trunk, except scrotum	Diagnosis	ICD-9-CM
173.6	Other and unspecified malignant neoplasm of skin of upper limb, including shoulder	Diagnosis	ICD-9-CM
173.60	Unspecified malignant neoplasm of skin of upper limb, including shoulder	Diagnosis	ICD-9-CM
173.69	Other specified malignant neoplasm of skin of upper limb, including shoulder	Diagnosis	ICD-9-CM
173.7	Other and unspecified malignant neoplasm of skin of lower limb, including hip	Diagnosis	ICD-9-CM
173.70	Unspecified malignant neoplasm of skin of lower limb, including hip	Diagnosis	ICD-9-CM
173.79	Other specified malignant neoplasm of skin of lower limb, including hip	Diagnosis	ICD-9-CM
173.8	Other and unspecified malignant neoplasm of other specified sites of skin	Diagnosis	ICD-9-CM
173.80	Unspecified malignant neoplasm of other specified sites of skin	Diagnosis	ICD-9-CM
173.89	Other specified malignant neoplasm of other specified sites of skin	Diagnosis	ICD-9-CM
173.9	Other and unspecified malignant neoplasm of skin, site unspecified	Diagnosis	ICD-9-CM
173.90	Unspecified malignant neoplasm of skin, site unspecified	Diagnosis	ICD-9-CM
173.99	Other specified malignant neoplasm of skin, site unspecified	Diagnosis	ICD-9-CM
174	Malignant neoplasm of female breast	Diagnosis	ICD-9-CM
174.0	Malignant neoplasm of nipple and areola of female breast	Diagnosis	ICD-9-CM
174.1	Malignant neoplasm of central portion of female breast	Diagnosis	ICD-9-CM
174.2	Malignant neoplasm of upper-inner quadrant of female breast	Diagnosis	ICD-9-CM
174.3	Malignant neoplasm of lower-inner quadrant of female breast	Diagnosis	ICD-9-CM
174.4	Malignant neoplasm of upper-outer quadrant of female breast	Diagnosis	ICD-9-CM
174.5	Malignant neoplasm of lower-outer quadrant of female breast	Diagnosis	ICD-9-CM
174.6	Malignant neoplasm of axillary tail of female breast	Diagnosis	ICD-9-CM
174.8	Malignant neoplasm of other specified sites of female breast	Diagnosis	ICD-9-CM
174.9	Malignant neoplasm of breast (female), unspecified site	Diagnosis	ICD-9-CM
175	Malignant neoplasm of male breast	Diagnosis	ICD-9-CM
175.0	Malignant neoplasm of nipple and areola of male breast	Diagnosis	ICD-9-CM
175.9	Malignant neoplasm of other and unspecified sites of male breast	Diagnosis	ICD-9-CM
176	Kaposi's sarcoma	Diagnosis	ICD-9-CM
176.0	Kaposi's sarcoma of skin	Diagnosis	ICD-9-CM
176.1	Kaposi's sarcoma of soft tissue	Diagnosis	ICD-9-CM
176.2	Kaposi's sarcoma of palate	Diagnosis	ICD-9-CM
176.3	Kaposi's sarcoma of gastrointestinal sites	Diagnosis	ICD-9-CM
176.4	Kaposi's sarcoma of lung	Diagnosis	ICD-9-CM
176.5	Kaposi's sarcoma of lymph nodes	Diagnosis	ICD-9-CM
176.8	Kaposi's sarcoma of other specified sites	Diagnosis	ICD-9-CM

Appendix H. List of Healthcare Common Procedure Coding System (HCPCS), Current Procedural Terminology, Second Edition (CPT-2), Current Procedural Terminology, Fourth Edition (CPT-4), and International Classification of Diseases, Ninth and Tenth Revisions, Clinical Modification (ICD-9-CM and ICD-10-CM) Diagnosis and Procedure Codes Used to Define Baseline Characteristics in this Request

Code	Description	Code Category	Code Type
176.9	Kaposi's sarcoma of unspecified site	Diagnosis	ICD-9-CM
179	Malignant neoplasm of uterus, part unspecified	Diagnosis	ICD-9-CM
180	Malignant neoplasm of cervix uteri	Diagnosis	ICD-9-CM
180.0	Malignant neoplasm of endocervix	Diagnosis	ICD-9-CM
180.1	Malignant neoplasm of exocervix	Diagnosis	ICD-9-CM
180.8	Malignant neoplasm of other specified sites of cervix	Diagnosis	ICD-9-CM
180.9	Malignant neoplasm of cervix uteri, unspecified site	Diagnosis	ICD-9-CM
181	Malignant neoplasm of placenta	Diagnosis	ICD-9-CM
182	Malignant neoplasm of body of uterus	Diagnosis	ICD-9-CM
182.0	Malignant neoplasm of corpus uteri, except isthmus	Diagnosis	ICD-9-CM
182.1	Malignant neoplasm of isthmus	Diagnosis	ICD-9-CM
182.8	Malignant neoplasm of other specified sites of body of uterus	Diagnosis	ICD-9-CM
183	Malignant neoplasm of ovary and other uterine adnexa	Diagnosis	ICD-9-CM
183.0	Malignant neoplasm of ovary	Diagnosis	ICD-9-CM
183.2	Malignant neoplasm of fallopian tube	Diagnosis	ICD-9-CM
183.3	Malignant neoplasm of broad ligament of uterus	Diagnosis	ICD-9-CM
183.4	Malignant neoplasm of parametrium of uterus	Diagnosis	ICD-9-CM
183.5	Malignant neoplasm of round ligament of uterus	Diagnosis	ICD-9-CM
183.8	Malignant neoplasm of other specified sites of uterine adnexa	Diagnosis	ICD-9-CM
183.9	Malignant neoplasm of uterine adnexa, unspecified site	Diagnosis	ICD-9-CM
184	Malignant neoplasm of other and unspecified female genital organs	Diagnosis	ICD-9-CM
184.0	Malignant neoplasm of vagina	Diagnosis	ICD-9-CM
184.1	Malignant neoplasm of labia majora	Diagnosis	ICD-9-CM
184.2	Malignant neoplasm of labia minora	Diagnosis	ICD-9-CM
184.3	Malignant neoplasm of clitoris	Diagnosis	ICD-9-CM
184.4	Malignant neoplasm of vulva, unspecified site	Diagnosis	ICD-9-CM
184.8	Malignant neoplasm of other specified sites of female genital organs	Diagnosis	ICD-9-CM
184.9	Malignant neoplasm of female genital organ, site unspecified	Diagnosis	ICD-9-CM
185	Malignant neoplasm of prostate	Diagnosis	ICD-9-CM
186	Malignant neoplasm of testis	Diagnosis	ICD-9-CM
186.0	Malignant neoplasm of undescended testis	Diagnosis	ICD-9-CM
186.9	Malignant neoplasm of other and unspecified testis	Diagnosis	ICD-9-CM
187	Malignant neoplasm of penis and other male genital organs	Diagnosis	ICD-9-CM
187.1	Malignant neoplasm of prepuce	Diagnosis	ICD-9-CM
187.2	Malignant neoplasm of glans penis	Diagnosis	ICD-9-CM
187.3	Malignant neoplasm of body of penis	Diagnosis	ICD-9-CM
187.4	Malignant neoplasm of penis, part unspecified	Diagnosis	ICD-9-CM
187.5	Malignant neoplasm of epididymis	Diagnosis	ICD-9-CM
187.6	Malignant neoplasm of spermatic cord	Diagnosis	ICD-9-CM
187.7	Malignant neoplasm of scrotum	Diagnosis	ICD-9-CM
187.8	Malignant neoplasm of other specified sites of male genital organs	Diagnosis	ICD-9-CM
187.9	Malignant neoplasm of male genital organ, site unspecified	Diagnosis	ICD-9-CM

Appendix H. List of Healthcare Common Procedure Coding System (HCPCS), Current Procedural Terminology, Second Edition (CPT-2), Current Procedural Terminology, Fourth Edition (CPT-4), and International Classification of Diseases, Ninth and Tenth Revisions, Clinical Modification (ICD-9-CM and ICD-10-CM) Diagnosis and Procedure Codes Used to Define Baseline Characteristics in this Request

Code	Description	Code Category	Code Type
188	Malignant neoplasm of bladder	Diagnosis	ICD-9-CM
188.0	Malignant neoplasm of trigone of urinary bladder	Diagnosis	ICD-9-CM
188.1	Malignant neoplasm of dome of urinary bladder	Diagnosis	ICD-9-CM
188.2	Malignant neoplasm of lateral wall of urinary bladder	Diagnosis	ICD-9-CM
188.3	Malignant neoplasm of anterior wall of urinary bladder	Diagnosis	ICD-9-CM
188.4	Malignant neoplasm of posterior wall of urinary bladder	Diagnosis	ICD-9-CM
188.5	Malignant neoplasm of bladder neck	Diagnosis	ICD-9-CM
188.6	Malignant neoplasm of ureteric orifice	Diagnosis	ICD-9-CM
188.7	Malignant neoplasm of urachus	Diagnosis	ICD-9-CM
188.8	Malignant neoplasm of other specified sites of bladder	Diagnosis	ICD-9-CM
188.9	Malignant neoplasm of bladder, part unspecified	Diagnosis	ICD-9-CM
189	Malignant neoplasm of kidney and other and unspecified urinary organs	Diagnosis	ICD-9-CM
189.0	Malignant neoplasm of kidney, except pelvis	Diagnosis	ICD-9-CM
189.1	Malignant neoplasm of renal pelvis	Diagnosis	ICD-9-CM
189.2	Malignant neoplasm of ureter	Diagnosis	ICD-9-CM
189.3	Malignant neoplasm of urethra	Diagnosis	ICD-9-CM
189.4	Malignant neoplasm of paraurethral glands	Diagnosis	ICD-9-CM
189.8	Malignant neoplasm of other specified sites of urinary organs	Diagnosis	ICD-9-CM
189.9	Malignant neoplasm of urinary organ, site unspecified	Diagnosis	ICD-9-CM
190	Malignant neoplasm of eye	Diagnosis	ICD-9-CM
190.0	Malignant neoplasm of eyeball, except conjunctiva, cornea, retina, and choroid	Diagnosis	ICD-9-CM
190.1	Malignant neoplasm of orbit	Diagnosis	ICD-9-CM
190.2	Malignant neoplasm of lacrimal gland	Diagnosis	ICD-9-CM
190.3	Malignant neoplasm of conjunctiva	Diagnosis	ICD-9-CM
190.4	Malignant neoplasm of cornea	Diagnosis	ICD-9-CM
190.5	Malignant neoplasm of retina	Diagnosis	ICD-9-CM
190.6	Malignant neoplasm of choroid	Diagnosis	ICD-9-CM
190.7	Malignant neoplasm of lacrimal duct	Diagnosis	ICD-9-CM
190.8	Malignant neoplasm of other specified sites of eye	Diagnosis	ICD-9-CM
190.9	Malignant neoplasm of eye, part unspecified	Diagnosis	ICD-9-CM
191	Malignant neoplasm of brain	Diagnosis	ICD-9-CM
191.0	Malignant neoplasm of cerebrum, except lobes and ventricles	Diagnosis	ICD-9-CM
191.1	Malignant neoplasm of frontal lobe of brain	Diagnosis	ICD-9-CM
191.2	Malignant neoplasm of temporal lobe of brain	Diagnosis	ICD-9-CM
191.3	Malignant neoplasm of parietal lobe of brain	Diagnosis	ICD-9-CM
191.4	Malignant neoplasm of occipital lobe of brain	Diagnosis	ICD-9-CM
191.5	Malignant neoplasm of ventricles of brain	Diagnosis	ICD-9-CM
191.6	Malignant neoplasm of cerebellum NOS	Diagnosis	ICD-9-CM
191.7	Malignant neoplasm of brain stem	Diagnosis	ICD-9-CM
191.8	Malignant neoplasm of other parts of brain	Diagnosis	ICD-9-CM
191.9	Malignant neoplasm of brain, unspecified site	Diagnosis	ICD-9-CM
192	Malignant neoplasm of other and unspecified parts of nervous system	Diagnosis	ICD-9-CM

Appendix H. List of Healthcare Common Procedure Coding System (HCPCS), Current Procedural Terminology, Second Edition (CPT-2), Current Procedural Terminology, Fourth Edition (CPT-4), and International Classification of Diseases, Ninth and Tenth Revisions, Clinical Modification (ICD-9-CM and ICD-10-CM) Diagnosis and Procedure Codes Used to Define Baseline Characteristics in this Request

Code	Description	Code Category	Code Type
192.0	Malignant neoplasm of cranial nerves	Diagnosis	ICD-9-CM
192.1	Malignant neoplasm of cerebral meninges	Diagnosis	ICD-9-CM
192.2	Malignant neoplasm of spinal cord	Diagnosis	ICD-9-CM
192.3	Malignant neoplasm of spinal meninges	Diagnosis	ICD-9-CM
192.8	Malignant neoplasm of other specified sites of nervous system	Diagnosis	ICD-9-CM
192.9	Malignant neoplasm of nervous system, part unspecified	Diagnosis	ICD-9-CM
193	Malignant neoplasm of thyroid gland	Diagnosis	ICD-9-CM
194	Malignant neoplasm of other endocrine glands and related structures	Diagnosis	ICD-9-CM
194.0	Malignant neoplasm of adrenal gland	Diagnosis	ICD-9-CM
194.1	Malignant neoplasm of parathyroid gland	Diagnosis	ICD-9-CM
194.3	Malignant neoplasm of pituitary gland and craniopharyngeal duct	Diagnosis	ICD-9-CM
194.4	Malignant neoplasm of pineal gland	Diagnosis	ICD-9-CM
194.5	Malignant neoplasm of carotid body	Diagnosis	ICD-9-CM
194.6	Malignant neoplasm of aortic body and other paraganglia	Diagnosis	ICD-9-CM
194.8	Malignant neoplasm of other endocrine glands and related structures	Diagnosis	ICD-9-CM
194.9	Malignant neoplasm of endocrine gland, site unspecified	Diagnosis	ICD-9-CM
195	Malignant neoplasm of other and ill-defined sites	Diagnosis	ICD-9-CM
195.0	Malignant neoplasm of head, face, and neck	Diagnosis	ICD-9-CM
195.1	Malignant neoplasm of thorax	Diagnosis	ICD-9-CM
195.2	Malignant neoplasm of abdomen	Diagnosis	ICD-9-CM
195.3	Malignant neoplasm of pelvis	Diagnosis	ICD-9-CM
195.4	Malignant neoplasm of upper limb	Diagnosis	ICD-9-CM
195.5	Malignant neoplasm of lower limb	Diagnosis	ICD-9-CM
195.8	Malignant neoplasm of other specified sites	Diagnosis	ICD-9-CM
196	Secondary and unspecified malignant neoplasm of lymph nodes	Diagnosis	ICD-9-CM
196.0	Secondary and unspecified malignant neoplasm of lymph nodes of head, face, and neck	Diagnosis	ICD-9-CM
196.1	Secondary and unspecified malignant neoplasm of intrathoracic lymph nodes	Diagnosis	ICD-9-CM
196.2	Secondary and unspecified malignant neoplasm of intra-abdominal lymph nodes	Diagnosis	ICD-9-CM
196.3	Secondary and unspecified malignant neoplasm of lymph nodes of axilla and upper limb	Diagnosis	ICD-9-CM
196.5	Secondary and unspecified malignant neoplasm of lymph nodes of inguinal region and lower limb	Diagnosis	ICD-9-CM
196.6	Secondary and unspecified malignant neoplasm of intrapelvic lymph nodes	Diagnosis	ICD-9-CM
196.8	Secondary and unspecified malignant neoplasm of lymph nodes of multiple sites	Diagnosis	ICD-9-CM
196.9	Secondary and unspecified malignant neoplasm of lymph nodes, site unspecified	Diagnosis	ICD-9-CM
197	Secondary malignant neoplasm of respiratory and digestive systems	Diagnosis	ICD-9-CM
197.0	Secondary malignant neoplasm of lung	Diagnosis	ICD-9-CM
197.1	Secondary malignant neoplasm of mediastinum	Diagnosis	ICD-9-CM
197.2	Secondary malignant neoplasm of pleura	Diagnosis	ICD-9-CM
197.3	Secondary malignant neoplasm of other respiratory organs	Diagnosis	ICD-9-CM
197.4	Secondary malignant neoplasm of small intestine including duodenum	Diagnosis	ICD-9-CM
197.5	Secondary malignant neoplasm of large intestine and rectum	Diagnosis	ICD-9-CM
197.6	Secondary malignant neoplasm of retroperitoneum and peritoneum	Diagnosis	ICD-9-CM

Appendix H. List of Healthcare Common Procedure Coding System (HCPCS), Current Procedural Terminology, Second Edition (CPT-2), Current Procedural Terminology, Fourth Edition (CPT-4), and International Classification of Diseases, Ninth and Tenth Revisions, Clinical Modification (ICD-9-CM and ICD-10-CM) Diagnosis and Procedure Codes Used to Define Baseline Characteristics in this Request

Code	Description	Code Category	Code Type
197.7	Secondary malignant neoplasm of liver	Diagnosis	ICD-9-CM
197.8	Secondary malignant neoplasm of other digestive organs and spleen	Diagnosis	ICD-9-CM
198	Secondary malignant neoplasm of other specified sites	Diagnosis	ICD-9-CM
198.0	Secondary malignant neoplasm of kidney	Diagnosis	ICD-9-CM
198.1	Secondary malignant neoplasm of other urinary organs	Diagnosis	ICD-9-CM
198.2	Secondary malignant neoplasm of skin	Diagnosis	ICD-9-CM
198.3	Secondary malignant neoplasm of brain and spinal cord	Diagnosis	ICD-9-CM
198.4	Secondary malignant neoplasm of other parts of nervous system	Diagnosis	ICD-9-CM
198.5	Secondary malignant neoplasm of bone and bone marrow	Diagnosis	ICD-9-CM
198.6	Secondary malignant neoplasm of ovary	Diagnosis	ICD-9-CM
198.7	Secondary malignant neoplasm of adrenal gland	Diagnosis	ICD-9-CM
198.8	Secondary malignant neoplasm of other specified sites	Diagnosis	ICD-9-CM
198.81	Secondary malignant neoplasm of breast	Diagnosis	ICD-9-CM
198.82	Secondary malignant neoplasm of genital organs	Diagnosis	ICD-9-CM
198.89	Secondary malignant neoplasm of other specified sites	Diagnosis	ICD-9-CM
199	Malignant neoplasm without specification of site	Diagnosis	ICD-9-CM
199.0	Disseminated malignant neoplasm	Diagnosis	ICD-9-CM
199.1	Other malignant neoplasm of unspecified site	Diagnosis	ICD-9-CM
199.2	Malignant neoplasm associated with transplanted organ	Diagnosis	ICD-9-CM
200	Lymphosarcoma and reticulosarcoma and other specified malignant tumors of lymphatic tissue	Diagnosis	ICD-9-CM
200.0	Reticulosarcoma	Diagnosis	ICD-9-CM
200.00	Reticulosarcoma, unspecified site, extranodal and solid organ sites	Diagnosis	ICD-9-CM
200.01	Reticulosarcoma of lymph nodes of head, face, and neck	Diagnosis	ICD-9-CM
200.02	Reticulosarcoma of intrathoracic lymph nodes	Diagnosis	ICD-9-CM
200.03	Reticulosarcoma of intra-abdominal lymph nodes	Diagnosis	ICD-9-CM
200.04	Reticulosarcoma of lymph nodes of axilla and upper limb	Diagnosis	ICD-9-CM
200.05	Reticulosarcoma of lymph nodes of inguinal region and lower limb	Diagnosis	ICD-9-CM
200.06	Reticulosarcoma of intrapelvic lymph nodes	Diagnosis	ICD-9-CM
200.07	Reticulosarcoma of spleen	Diagnosis	ICD-9-CM
200.08	Reticulosarcoma of lymph nodes of multiple sites	Diagnosis	ICD-9-CM
200.1	Lymphosarcoma	Diagnosis	ICD-9-CM
200.10	Lymphosarcoma, unspecified site, extranodal and solid organ sites	Diagnosis	ICD-9-CM
200.11	Lymphosarcoma of lymph nodes of head, face, and neck	Diagnosis	ICD-9-CM
200.12	Lymphosarcoma of intrathoracic lymph nodes	Diagnosis	ICD-9-CM
200.13	Lymphosarcoma of intra-abdominal lymph nodes	Diagnosis	ICD-9-CM
200.14	Lymphosarcoma of lymph nodes of axilla and upper limb	Diagnosis	ICD-9-CM
200.15	Lymphosarcoma of lymph nodes of inguinal region and lower limb	Diagnosis	ICD-9-CM
200.16	Lymphosarcoma of intrapelvic lymph nodes	Diagnosis	ICD-9-CM
200.17	Lymphosarcoma of spleen	Diagnosis	ICD-9-CM
200.18	Lymphosarcoma of lymph nodes of multiple sites	Diagnosis	ICD-9-CM
200.2	Burkitt's tumor or lymphoma	Diagnosis	ICD-9-CM

Appendix H. List of Healthcare Common Procedure Coding System (HCPCS), Current Procedural Terminology, Second Edition (CPT-2), Current Procedural Terminology, Fourth Edition (CPT-4), and International Classification of Diseases, Ninth and Tenth Revisions, Clinical Modification (ICD-9-CM and ICD-10-CM) Diagnosis and Procedure Codes Used to Define Baseline Characteristics in this Request

Code	Description	Code Category	Code Type
200.20	Burkitt's tumor or lymphoma, unspecified site, extranodal and solid organ sites	Diagnosis	ICD-9-CM
200.21	Burkitt's tumor or lymphoma of lymph nodes of head, face, and neck	Diagnosis	ICD-9-CM
200.22	Burkitt's tumor or lymphoma of intrathoracic lymph nodes	Diagnosis	ICD-9-CM
200.23	Burkitt's tumor or lymphoma of intra-abdominal lymph nodes	Diagnosis	ICD-9-CM
200.24	Burkitt's tumor or lymphoma of lymph nodes of axilla and upper limb	Diagnosis	ICD-9-CM
200.25	Burkitt's tumor or lymphoma of lymph nodes of inguinal region and lower limb	Diagnosis	ICD-9-CM
200.26	Burkitt's tumor or lymphoma of intrapelvic lymph nodes	Diagnosis	ICD-9-CM
200.27	Burkitt's tumor or lymphoma of spleen	Diagnosis	ICD-9-CM
200.28	Burkitt's tumor or lymphoma of lymph nodes of multiple sites	Diagnosis	ICD-9-CM
200.3	Marginal zone lymphoma	Diagnosis	ICD-9-CM
200.30	Marginal zone lymphoma, unspecified site, extranodal and solid organ sites	Diagnosis	ICD-9-CM
200.31	Marginal zone lymphoma, lymph nodes of head, face, and neck	Diagnosis	ICD-9-CM
200.32	Marginal zone lymphoma, intrathoracic lymph nodes	Diagnosis	ICD-9-CM
200.33	Marginal zone lymphoma, intra-abdominal lymph nodes	Diagnosis	ICD-9-CM
200.34	Marginal zone lymphoma, lymph nodes of axilla and upper limb	Diagnosis	ICD-9-CM
200.35	Marginal zone lymphoma, lymph nodes of inguinal region and lower limb	Diagnosis	ICD-9-CM
200.36	Marginal zone lymphoma, intrapelvic lymph nodes	Diagnosis	ICD-9-CM
200.37	Marginal zone lymphoma, spleen	Diagnosis	ICD-9-CM
200.38	Marginal zone lymphoma, lymph nodes of multiple sites	Diagnosis	ICD-9-CM
200.4	Mantle cell lymphoma	Diagnosis	ICD-9-CM
200.40	Mantle cell lymphoma, unspecified site, extranodal and solid organ sites	Diagnosis	ICD-9-CM
200.41	Mantle cell lymphoma, lymph nodes of head, face, and neck	Diagnosis	ICD-9-CM
200.42	Mantle cell lymphoma, intrathoracic lymph nodes	Diagnosis	ICD-9-CM
200.43	Mantle cell lymphoma, intra-abdominal lymph nodes	Diagnosis	ICD-9-CM
200.44	Mantle cell lymphoma, lymph nodes of axilla and upper limb	Diagnosis	ICD-9-CM
200.45	Mantle cell lymphoma, lymph nodes of inguinal region and lower limb	Diagnosis	ICD-9-CM
200.46	Mantle cell lymphoma, intrapelvic lymph nodes	Diagnosis	ICD-9-CM
200.47	Mantle cell lymphoma, spleen	Diagnosis	ICD-9-CM
200.48	Mantle cell lymphoma, lymph nodes of multiple sites	Diagnosis	ICD-9-CM
200.5	Primary central nervous system lymphoma	Diagnosis	ICD-9-CM
200.50	Primary central nervous system lymphoma, unspecified site, extranodal and solid organ sites	Diagnosis	ICD-9-CM
200.51	Primary central nervous system lymphoma, lymph nodes of head, face, and neck	Diagnosis	ICD-9-CM
200.52	Primary central nervous system lymphoma, intrathoracic lymph nodes	Diagnosis	ICD-9-CM
200.53	Primary central nervous system lymphoma, intra-abdominal lymph nodes	Diagnosis	ICD-9-CM
200.54	Primary central nervous system lymphoma, lymph nodes of axilla and upper limb	Diagnosis	ICD-9-CM
200.55	Primary central nervous system lymphoma, lymph nodes of inguinal region and lower limb	Diagnosis	ICD-9-CM
200.56	Primary central nervous system lymphoma, intrapelvic lymph nodes	Diagnosis	ICD-9-CM
200.57	Primary central nervous system lymphoma, spleen	Diagnosis	ICD-9-CM
200.58	Primary central nervous system lymphoma, lymph nodes of multiple sites	Diagnosis	ICD-9-CM
200.6	Anaplastic large cell lymphoma	Diagnosis	ICD-9-CM

Appendix H. List of Healthcare Common Procedure Coding System (HCPCS), Current Procedural Terminology, Second Edition (CPT-2), Current Procedural Terminology, Fourth Edition (CPT-4), and International Classification of Diseases, Ninth and Tenth Revisions, Clinical Modification (ICD-9-CM and ICD-10-CM) Diagnosis and Procedure Codes Used to Define Baseline Characteristics in this Request

Code	Description	Code Category	Code Type
200.60	Anaplastic large cell lymphoma, unspecified site, extranodal and solid organ sites	Diagnosis	ICD-9-CM
200.61	Anaplastic large cell lymphoma, lymph nodes of head, face, and neck	Diagnosis	ICD-9-CM
200.62	Anaplastic large cell lymphoma, intrathoracic lymph nodes	Diagnosis	ICD-9-CM
200.63	Anaplastic large cell lymphoma, intra-abdominal lymph nodes	Diagnosis	ICD-9-CM
200.64	Anaplastic large cell lymphoma, lymph nodes of axilla and upper limb	Diagnosis	ICD-9-CM
200.65	Anaplastic large cell lymphoma, lymph nodes of inguinal region and lower limb	Diagnosis	ICD-9-CM
200.66	Anaplastic large cell lymphoma, intrapelvic lymph nodes	Diagnosis	ICD-9-CM
200.67	Anaplastic large cell lymphoma, spleen	Diagnosis	ICD-9-CM
200.68	Anaplastic large cell lymphoma, lymph nodes of multiple sites	Diagnosis	ICD-9-CM
200.7	Large cell lymphoma	Diagnosis	ICD-9-CM
200.70	Large cell lymphoma, unspecified site, extranodal and solid organ sites	Diagnosis	ICD-9-CM
200.71	Large cell lymphoma, lymph nodes of head, face, and neck	Diagnosis	ICD-9-CM
200.72	Large cell lymphoma, intrathoracic lymph nodes	Diagnosis	ICD-9-CM
200.73	Large cell lymphoma, intra-abdominal lymph nodes	Diagnosis	ICD-9-CM
200.74	Large cell lymphoma, lymph nodes of axilla and upper limb	Diagnosis	ICD-9-CM
200.75	Large cell lymphoma, lymph nodes of inguinal region and lower limb	Diagnosis	ICD-9-CM
200.76	Large cell lymphoma, intrapelvic lymph nodes	Diagnosis	ICD-9-CM
200.77	Large cell lymphoma, spleen	Diagnosis	ICD-9-CM
200.78	Large cell lymphoma, lymph nodes of multiple sites	Diagnosis	ICD-9-CM
200.8	Other named variants of lymphosarcoma and reticulosarcoma	Diagnosis	ICD-9-CM
200.80	Other named variants, unspecified site, extranodal and solid organ sites	Diagnosis	ICD-9-CM
200.81	Other named variants of lymphosarcoma and reticulosarcoma of lymph nodes of head, face, and neck	Diagnosis	ICD-9-CM
200.82	Other named variants of lymphosarcoma and reticulosarcoma of intrathoracic lymph nodes	Diagnosis	ICD-9-CM
200.83	Other named variants of lymphosarcoma and reticulosarcoma of intra-abdominal lymph nodes	Diagnosis	ICD-9-CM
200.84	Other named variants of lymphosarcoma and reticulosarcoma of lymph nodes of axilla and upper limb	Diagnosis	ICD-9-CM
200.85	Other named variants of lymphosarcoma and reticulosarcoma of lymph nodes of inguinal region and lower limb	Diagnosis	ICD-9-CM
200.86	Other named variants of lymphosarcoma and reticulosarcoma of intrapelvic lymph nodes	Diagnosis	ICD-9-CM
200.87	Other named variants of lymphosarcoma and reticulosarcoma of spleen	Diagnosis	ICD-9-CM
200.88	Other named variants of lymphosarcoma and reticulosarcoma of lymph nodes of multiple sites	Diagnosis	ICD-9-CM
201	Hodgkin's disease	Diagnosis	ICD-9-CM
201.0	Hodgkin's paraganuloma	Diagnosis	ICD-9-CM
201.00	Hodgkin's paraganuloma, unspecified site, extranodal and solid organ sites	Diagnosis	ICD-9-CM
201.01	Hodgkin's paraganuloma of lymph nodes of head, face, and neck	Diagnosis	ICD-9-CM
201.02	Hodgkin's paraganuloma of intrathoracic lymph nodes	Diagnosis	ICD-9-CM
201.03	Hodgkin's paraganuloma of intra-abdominal lymph nodes	Diagnosis	ICD-9-CM

Appendix H. List of Healthcare Common Procedure Coding System (HCPCS), Current Procedural Terminology, Second Edition (CPT-2), Current Procedural Terminology, Fourth Edition (CPT-4), and International Classification of Diseases, Ninth and Tenth Revisions, Clinical Modification (ICD-9-CM and ICD-10-CM) Diagnosis and Procedure Codes Used to Define Baseline Characteristics in this Request

Code	Description	Code Category	Code Type
201.04	Hodgkin's paragranuloma of lymph nodes of axilla and upper limb	Diagnosis	ICD-9-CM
201.05	Hodgkin's paragranuloma of lymph nodes of inguinal region and lower limb	Diagnosis	ICD-9-CM
201.06	Hodgkin's paragranuloma of intrapelvic lymph nodes	Diagnosis	ICD-9-CM
201.07	Hodgkin's paragranuloma of spleen	Diagnosis	ICD-9-CM
201.08	Hodgkin's paragranuloma of lymph nodes of multiple sites	Diagnosis	ICD-9-CM
201.1	Hodgkin's granuloma	Diagnosis	ICD-9-CM
201.10	Hodgkin's granuloma, unspecified site, extranodal and solid organ sites	Diagnosis	ICD-9-CM
201.11	Hodgkin's granuloma of lymph nodes of head, face, and neck	Diagnosis	ICD-9-CM
201.12	Hodgkin's granuloma of intrathoracic lymph nodes	Diagnosis	ICD-9-CM
201.13	Hodgkin's granuloma of intra-abdominal lymph nodes	Diagnosis	ICD-9-CM
201.14	Hodgkin's granuloma of lymph nodes of axilla and upper limb	Diagnosis	ICD-9-CM
201.15	Hodgkin's granuloma of lymph nodes of inguinal region and lower limb	Diagnosis	ICD-9-CM
201.16	Hodgkin's granuloma of intrapelvic lymph nodes	Diagnosis	ICD-9-CM
201.17	Hodgkin's granuloma of spleen	Diagnosis	ICD-9-CM
201.18	Hodgkin's granuloma of lymph nodes of multiple sites	Diagnosis	ICD-9-CM
201.2	Hodgkin's sarcoma	Diagnosis	ICD-9-CM
201.20	Hodgkin's sarcoma, unspecified site, extranodal and solid organ sites	Diagnosis	ICD-9-CM
201.21	Hodgkin's sarcoma of lymph nodes of head, face, and neck	Diagnosis	ICD-9-CM
201.22	Hodgkin's sarcoma of intrathoracic lymph nodes	Diagnosis	ICD-9-CM
201.23	Hodgkin's sarcoma of intra-abdominal lymph nodes	Diagnosis	ICD-9-CM
201.24	Hodgkin's sarcoma of lymph nodes of axilla and upper limb	Diagnosis	ICD-9-CM
201.25	Hodgkin's sarcoma of lymph nodes of inguinal region and lower limb	Diagnosis	ICD-9-CM
201.26	Hodgkin's sarcoma of intrapelvic lymph nodes	Diagnosis	ICD-9-CM
201.27	Hodgkin's sarcoma of spleen	Diagnosis	ICD-9-CM
201.28	Hodgkin's sarcoma of lymph nodes of multiple sites	Diagnosis	ICD-9-CM
201.4	Hodgkin's disease, lymphocytic-histiocytic predominance	Diagnosis	ICD-9-CM
201.40	Hodgkin's disease, lymphocytic-histiocytic predominance, unspecified site, extranodal and solid organ sites	Diagnosis	ICD-9-CM
201.41	Hodgkin's disease, lymphocytic-histiocytic predominance of lymph nodes of head, face, and neck	Diagnosis	ICD-9-CM
201.42	Hodgkin's disease, lymphocytic-histiocytic predominance of intrathoracic lymph nodes	Diagnosis	ICD-9-CM
201.43	Hodgkin's disease, lymphocytic-histiocytic predominance of intra-abdominal lymph nodes	Diagnosis	ICD-9-CM
201.44	Hodgkin's disease, lymphocytic-histiocytic predominance of lymph nodes of axilla and upper limb	Diagnosis	ICD-9-CM
201.45	Hodgkin's disease, lymphocytic-histiocytic predominance of lymph nodes of inguinal region and lower limb	Diagnosis	ICD-9-CM
201.46	Hodgkin's disease, lymphocytic-histiocytic predominance of intrapelvic lymph nodes	Diagnosis	ICD-9-CM
201.47	Hodgkin's disease, lymphocytic-histiocytic predominance of spleen	Diagnosis	ICD-9-CM
201.48	Hodgkin's disease, lymphocytic-histiocytic predominance of lymph nodes of multiple sites	Diagnosis	ICD-9-CM
201.5	Hodgkin's disease, nodular sclerosis	Diagnosis	ICD-9-CM

Appendix H. List of Healthcare Common Procedure Coding System (HCPCS), Current Procedural Terminology, Second Edition (CPT-2), Current Procedural Terminology, Fourth Edition (CPT-4), and International Classification of Diseases, Ninth and Tenth Revisions, Clinical Modification (ICD-9-CM and ICD-10-CM) Diagnosis and Procedure Codes Used to Define Baseline Characteristics in this Request

Code	Description	Code Category	Code Type
201.50	Hodgkin's disease, nodular sclerosis, unspecified site, extranodal and solid organ sites	Diagnosis	ICD-9-CM
201.51	Hodgkin's disease, nodular sclerosis, of lymph nodes of head, face, and neck	Diagnosis	ICD-9-CM
201.52	Hodgkin's disease, nodular sclerosis, of intrathoracic lymph nodes	Diagnosis	ICD-9-CM
201.53	Hodgkin's disease, nodular sclerosis, of intra-abdominal lymph nodes	Diagnosis	ICD-9-CM
201.54	Hodgkin's disease, nodular sclerosis, of lymph nodes of axilla and upper limb	Diagnosis	ICD-9-CM
201.55	Hodgkin's disease, nodular sclerosis, of lymph nodes of inguinal region and lower limb	Diagnosis	ICD-9-CM
201.56	Hodgkin's disease, nodular sclerosis, of intrapelvic lymph nodes	Diagnosis	ICD-9-CM
201.57	Hodgkin's disease, nodular sclerosis, of spleen	Diagnosis	ICD-9-CM
201.58	Hodgkin's disease, nodular sclerosis, of lymph nodes of multiple sites	Diagnosis	ICD-9-CM
201.6	Hodgkin's disease, mixed cellularity	Diagnosis	ICD-9-CM
201.60	Hodgkin's disease, mixed cellularity, unspecified site, extranodal and solid organ sites	Diagnosis	ICD-9-CM
201.61	Hodgkin's disease, mixed cellularity, involving lymph nodes of head, face, and neck	Diagnosis	ICD-9-CM
201.62	Hodgkin's disease, mixed cellularity, of intrathoracic lymph nodes	Diagnosis	ICD-9-CM
201.63	Hodgkin's disease, mixed cellularity, of intra-abdominal lymph nodes	Diagnosis	ICD-9-CM
201.64	Hodgkin's disease, mixed cellularity, of lymph nodes of axilla and upper limb	Diagnosis	ICD-9-CM
201.65	Hodgkin's disease, mixed cellularity, of lymph nodes of inguinal region and lower limb	Diagnosis	ICD-9-CM
201.66	Hodgkin's disease, mixed cellularity, of intrapelvic lymph nodes	Diagnosis	ICD-9-CM
201.67	Hodgkin's disease, mixed cellularity, of spleen	Diagnosis	ICD-9-CM
201.68	Hodgkin's disease, mixed cellularity, of lymph nodes of multiple sites	Diagnosis	ICD-9-CM
201.7	Hodgkin's disease, lymphocytic depletion	Diagnosis	ICD-9-CM
201.70	Hodgkin's disease, lymphocytic depletion, unspecified site, extranodal and solid organ sites	Diagnosis	ICD-9-CM
201.71	Hodgkin's disease, lymphocytic depletion, of lymph nodes of head, face, and neck	Diagnosis	ICD-9-CM
201.72	Hodgkin's disease, lymphocytic depletion, of intrathoracic lymph nodes	Diagnosis	ICD-9-CM
201.73	Hodgkin's disease, lymphocytic depletion, of intra-abdominal lymph nodes	Diagnosis	ICD-9-CM
201.74	Hodgkin's disease, lymphocytic depletion, of lymph nodes of axilla and upper limb	Diagnosis	ICD-9-CM
201.75	Hodgkin's disease, lymphocytic depletion, of lymph nodes of inguinal region and lower limb	Diagnosis	ICD-9-CM
201.76	Hodgkin's disease, lymphocytic depletion, of intrapelvic lymph nodes	Diagnosis	ICD-9-CM
201.77	Hodgkin's disease, lymphocytic depletion, of spleen	Diagnosis	ICD-9-CM
201.78	Hodgkin's disease, lymphocytic depletion, of lymph nodes of multiple sites	Diagnosis	ICD-9-CM
201.9	Hodgkin's disease, unspecified type	Diagnosis	ICD-9-CM
201.90	Hodgkin's disease, unspecified type, unspecified site, extranodal and solid organ sites	Diagnosis	ICD-9-CM
201.91	Hodgkin's disease, unspecified type, of lymph nodes of head, face, and neck	Diagnosis	ICD-9-CM
201.92	Hodgkin's disease, unspecified type, of intrathoracic lymph nodes	Diagnosis	ICD-9-CM
201.93	Hodgkin's disease, unspecified type, of intra-abdominal lymph nodes	Diagnosis	ICD-9-CM
201.94	Hodgkin's disease, unspecified type, of lymph nodes of axilla and upper limb	Diagnosis	ICD-9-CM
201.95	Hodgkin's disease, unspecified type, of lymph nodes of inguinal region and lower limb	Diagnosis	ICD-9-CM
201.96	Hodgkin's disease, unspecified type, of intrapelvic lymph nodes	Diagnosis	ICD-9-CM
201.97	Hodgkin's disease, unspecified type, of spleen	Diagnosis	ICD-9-CM
201.98	Hodgkin's disease, unspecified type, of lymph nodes of multiple sites	Diagnosis	ICD-9-CM
202	Other malignant neoplasms of lymphoid and histiocytic tissue	Diagnosis	ICD-9-CM

Appendix H. List of Healthcare Common Procedure Coding System (HCPCS), Current Procedural Terminology, Second Edition (CPT-2), Current Procedural Terminology, Fourth Edition (CPT-4), and International Classification of Diseases, Ninth and Tenth Revisions, Clinical Modification (ICD-9-CM and ICD-10-CM) Diagnosis and Procedure Codes Used to Define Baseline Characteristics in this Request

Code	Description	Code Category	Code Type
202.0	Nodular lymphoma	Diagnosis	ICD-9-CM
202.00	Nodular lymphoma, unspecified site, extranodal and solid organ sites	Diagnosis	ICD-9-CM
202.01	Nodular lymphoma of lymph nodes of head, face, and neck	Diagnosis	ICD-9-CM
202.02	Nodular lymphoma of intrathoracic lymph nodes	Diagnosis	ICD-9-CM
202.03	Nodular lymphoma of intra-abdominal lymph nodes	Diagnosis	ICD-9-CM
202.04	Nodular lymphoma of lymph nodes of axilla and upper limb	Diagnosis	ICD-9-CM
202.05	Nodular lymphoma of lymph nodes of inguinal region and lower limb	Diagnosis	ICD-9-CM
202.06	Nodular lymphoma of intrapelvic lymph nodes	Diagnosis	ICD-9-CM
202.07	Nodular lymphoma of spleen	Diagnosis	ICD-9-CM
202.08	Nodular lymphoma of lymph nodes of multiple sites	Diagnosis	ICD-9-CM
202.1	Mycosis fungoides	Diagnosis	ICD-9-CM
202.10	Mycosis fungoides, unspecified site, extranodal and solid organ sites	Diagnosis	ICD-9-CM
202.11	Mycosis fungoides of lymph nodes of head, face, and neck	Diagnosis	ICD-9-CM
202.12	Mycosis fungoides of intrathoracic lymph nodes	Diagnosis	ICD-9-CM
202.13	Mycosis fungoides of intra-abdominal lymph nodes	Diagnosis	ICD-9-CM
202.14	Mycosis fungoides of lymph nodes of axilla and upper limb	Diagnosis	ICD-9-CM
202.15	Mycosis fungoides of lymph nodes of inguinal region and lower limb	Diagnosis	ICD-9-CM
202.16	Mycosis fungoides of intrapelvic lymph nodes	Diagnosis	ICD-9-CM
202.17	Mycosis fungoides of spleen	Diagnosis	ICD-9-CM
202.18	Mycosis fungoides of lymph nodes of multiple sites	Diagnosis	ICD-9-CM
202.2	Sezary's disease	Diagnosis	ICD-9-CM
202.20	Sezary's disease, unspecified site, extranodal and solid organ sites	Diagnosis	ICD-9-CM
202.21	Sezary's disease of lymph nodes of head, face, and neck	Diagnosis	ICD-9-CM
202.22	Sezary's disease of intrathoracic lymph nodes	Diagnosis	ICD-9-CM
202.23	Sezary's disease of intra-abdominal lymph nodes	Diagnosis	ICD-9-CM
202.24	Sezary's disease of lymph nodes of axilla and upper limb	Diagnosis	ICD-9-CM
202.25	Sezary's disease of lymph nodes of inguinal region and lower limb	Diagnosis	ICD-9-CM
202.26	Sezary's disease of intrapelvic lymph nodes	Diagnosis	ICD-9-CM
202.27	Sezary's disease of spleen	Diagnosis	ICD-9-CM
202.28	Sezary's disease of lymph nodes of multiple sites	Diagnosis	ICD-9-CM
202.3	Malignant histiocytosis	Diagnosis	ICD-9-CM
202.30	Malignant histiocytosis, unspecified site, extranodal and solid organ sites	Diagnosis	ICD-9-CM
202.31	Malignant histiocytosis of lymph nodes of head, face, and neck	Diagnosis	ICD-9-CM
202.32	Malignant histiocytosis of intrathoracic lymph nodes	Diagnosis	ICD-9-CM
202.33	Malignant histiocytosis of intra-abdominal lymph nodes	Diagnosis	ICD-9-CM
202.34	Malignant histiocytosis of lymph nodes of axilla and upper limb	Diagnosis	ICD-9-CM
202.35	Malignant histiocytosis of lymph nodes of inguinal region and lower limb	Diagnosis	ICD-9-CM
202.36	Malignant histiocytosis of intrapelvic lymph nodes	Diagnosis	ICD-9-CM
202.37	Malignant histiocytosis of spleen	Diagnosis	ICD-9-CM
202.38	Malignant histiocytosis of lymph nodes of multiple sites	Diagnosis	ICD-9-CM
202.4	Leukemic reticuloendotheliosis	Diagnosis	ICD-9-CM
202.40	Leukemic reticuloendotheliosis, unspecified site, extranodal and solid organ sites	Diagnosis	ICD-9-CM

Appendix H. List of Healthcare Common Procedure Coding System (HCPCS), Current Procedural Terminology, Second Edition (CPT-2), Current Procedural Terminology, Fourth Edition (CPT-4), and International Classification of Diseases, Ninth and Tenth Revisions, Clinical Modification (ICD-9-CM and ICD-10-CM) Diagnosis and Procedure Codes Used to Define Baseline Characteristics in this Request

Code	Description	Code Category	Code Type
202.41	Leukemic reticuloendotheliosis of lymph nodes of head, face, and neck	Diagnosis	ICD-9-CM
202.42	Leukemic reticuloendotheliosis of intrathoracic lymph nodes	Diagnosis	ICD-9-CM
202.43	Leukemic reticuloendotheliosis of intra-abdominal lymph nodes	Diagnosis	ICD-9-CM
202.44	Leukemic reticuloendotheliosis of lymph nodes of axilla and upper limb	Diagnosis	ICD-9-CM
202.45	Leukemic reticuloendotheliosis of lymph nodes of inguinal region and lower limb	Diagnosis	ICD-9-CM
202.46	Leukemic reticuloendotheliosis of intrapelvic lymph nodes	Diagnosis	ICD-9-CM
202.47	Leukemic reticuloendotheliosis of spleen	Diagnosis	ICD-9-CM
202.48	Leukemic reticuloendotheliosis of lymph nodes of multiple sites	Diagnosis	ICD-9-CM
202.5	Letterer-Siwe disease	Diagnosis	ICD-9-CM
202.50	Letterer-Siwe disease, unspecified site, extranodal and solid organ sites	Diagnosis	ICD-9-CM
202.51	Letterer-Siwe disease of lymph nodes of head, face, and neck	Diagnosis	ICD-9-CM
202.52	Letterer-Siwe disease of intrathoracic lymph nodes	Diagnosis	ICD-9-CM
202.53	Letterer-Siwe disease of intra-abdominal lymph nodes	Diagnosis	ICD-9-CM
202.54	Letterer-Siwe disease of lymph nodes of axilla and upper limb	Diagnosis	ICD-9-CM
202.55	Letterer-Siwe disease of lymph nodes of inguinal region and lower limb	Diagnosis	ICD-9-CM
202.56	Letterer-Siwe disease of intrapelvic lymph nodes	Diagnosis	ICD-9-CM
202.57	Letterer-Siwe disease of spleen	Diagnosis	ICD-9-CM
202.58	Letterer-Siwe disease of lymph nodes of multiple sites	Diagnosis	ICD-9-CM
202.6	Malignant mast cell tumors	Diagnosis	ICD-9-CM
202.60	Malignant mast cell tumors, unspecified site, extranodal and solid organ sites	Diagnosis	ICD-9-CM
202.61	Malignant mast cell tumors of lymph nodes of head, face, and neck	Diagnosis	ICD-9-CM
202.62	Malignant mast cell tumors of intrathoracic lymph nodes	Diagnosis	ICD-9-CM
202.63	Malignant mast cell tumors of intra-abdominal lymph nodes	Diagnosis	ICD-9-CM
202.64	Malignant mast cell tumors of lymph nodes of axilla and upper limb	Diagnosis	ICD-9-CM
202.65	Malignant mast cell tumors of lymph nodes of inguinal region and lower limb	Diagnosis	ICD-9-CM
202.66	Malignant mast cell tumors of intrapelvic lymph nodes	Diagnosis	ICD-9-CM
202.67	Malignant mast cell tumors of spleen	Diagnosis	ICD-9-CM
202.68	Malignant mast cell tumors of lymph nodes of multiple sites	Diagnosis	ICD-9-CM
202.7	Peripheral T-cell lymphoma	Diagnosis	ICD-9-CM
202.70	Peripheral T-cell lymphoma, unspecified site, extranodal and solid organ sites	Diagnosis	ICD-9-CM
202.71	Peripheral T-cell lymphoma, lymph nodes of head, face, and neck	Diagnosis	ICD-9-CM
202.72	Peripheral T-cell lymphoma, intrathoracic lymph nodes	Diagnosis	ICD-9-CM
202.73	Peripheral T-cell lymphoma, intra-abdominal lymph nodes	Diagnosis	ICD-9-CM
202.74	Peripheral T-cell lymphoma, lymph nodes of axilla and upper limb	Diagnosis	ICD-9-CM
202.75	Peripheral T-cell lymphoma, lymph nodes of inguinal region and lower limb	Diagnosis	ICD-9-CM
202.76	Peripheral T-cell lymphoma, intrapelvic lymph nodes	Diagnosis	ICD-9-CM
202.77	Peripheral T-cell lymphoma, spleen	Diagnosis	ICD-9-CM
202.78	Peripheral T-cell lymphoma, lymph nodes of multiple sites	Diagnosis	ICD-9-CM
202.8	Other malignant lymphomas	Diagnosis	ICD-9-CM
202.80	Other malignant lymphomas, unspecified site, extranodal and solid organ sites	Diagnosis	ICD-9-CM
202.81	Other malignant lymphomas of lymph nodes of head, face, and neck	Diagnosis	ICD-9-CM
202.82	Other malignant lymphomas of intrathoracic lymph nodes	Diagnosis	ICD-9-CM

Appendix H. List of Healthcare Common Procedure Coding System (HCPCS), Current Procedural Terminology, Second Edition (CPT-2), Current Procedural Terminology, Fourth Edition (CPT-4), and International Classification of Diseases, Ninth and Tenth Revisions, Clinical Modification (ICD-9-CM and ICD-10-CM) Diagnosis and Procedure Codes Used to Define Baseline Characteristics in this Request

Code	Description	Code Category	Code Type
202.83	Other malignant lymphomas of intra-abdominal lymph nodes	Diagnosis	ICD-9-CM
202.84	Other malignant lymphomas of lymph nodes of axilla and upper limb	Diagnosis	ICD-9-CM
202.85	Other malignant lymphomas of lymph nodes of inguinal region and lower limb	Diagnosis	ICD-9-CM
202.86	Other malignant lymphomas of intrapelvic lymph nodes	Diagnosis	ICD-9-CM
202.87	Other malignant lymphomas of spleen	Diagnosis	ICD-9-CM
202.88	Other malignant lymphomas of lymph nodes of multiple sites	Diagnosis	ICD-9-CM
202.9	Other and unspecified malignant neoplasms of lymphoid and histiocytic tissue	Diagnosis	ICD-9-CM
202.90	Other and unspecified malignant neoplasms of lymphoid and histiocytic tissue, unspecified site, extranodal and solid organ sites	Diagnosis	ICD-9-CM
202.91	Other and unspecified malignant neoplasms of lymphoid and histiocytic tissue of lymph nodes of head, face, and neck	Diagnosis	ICD-9-CM
202.92	Other and unspecified malignant neoplasms of lymphoid and histiocytic tissue of intrathoracic lymph nodes	Diagnosis	ICD-9-CM
202.93	Other and unspecified malignant neoplasms of lymphoid and histiocytic tissue of intra-abdominal lymph nodes	Diagnosis	ICD-9-CM
202.94	Other and unspecified malignant neoplasms of lymphoid and histiocytic tissue of lymph nodes of axilla and upper limb	Diagnosis	ICD-9-CM
202.95	Other and unspecified malignant neoplasms of lymphoid and histiocytic tissue of lymph nodes of inguinal region and lower limb	Diagnosis	ICD-9-CM
202.96	Other and unspecified malignant neoplasms of lymphoid and histiocytic tissue of intrapelvic lymph nodes	Diagnosis	ICD-9-CM
202.97	Other and unspecified malignant neoplasms of lymphoid and histiocytic tissue of spleen	Diagnosis	ICD-9-CM
202.98	Other and unspecified malignant neoplasms of lymphoid and histiocytic tissue of lymph nodes of multiple sites	Diagnosis	ICD-9-CM
203	Multiple myeloma and immunoproliferative neoplasms	Diagnosis	ICD-9-CM
203.0	Multiple myeloma	Diagnosis	ICD-9-CM
203.00	Multiple myeloma, without mention of having achieved remission	Diagnosis	ICD-9-CM
203.01	Multiple myeloma in remission	Diagnosis	ICD-9-CM
203.02	Multiple myeloma, in relapse	Diagnosis	ICD-9-CM
203.1	Plasma cell leukemia	Diagnosis	ICD-9-CM
203.10	Plasma cell leukemia, without mention of having achieved remission	Diagnosis	ICD-9-CM
203.11	Plasma cell leukemia in remission	Diagnosis	ICD-9-CM
203.12	Plasma cell leukemia, in relapse	Diagnosis	ICD-9-CM
203.8	Other immunoproliferative neoplasms	Diagnosis	ICD-9-CM
203.80	Other immunoproliferative neoplasms, without mention of having achieved remission	Diagnosis	ICD-9-CM
203.81	Other immunoproliferative neoplasms in remission	Diagnosis	ICD-9-CM
203.82	Other immunoproliferative neoplasms, in relapse	Diagnosis	ICD-9-CM
204	Lymphoid leukemia	Diagnosis	ICD-9-CM
204.0	Acute lymphoid leukemia	Diagnosis	ICD-9-CM
204.00	Acute lymphoid leukemia, without mention of having achieved remission	Diagnosis	ICD-9-CM
204.01	Acute lymphoid leukemia in remission	Diagnosis	ICD-9-CM
204.02	Acute lymphoid leukemia, in relapse	Diagnosis	ICD-9-CM

Appendix H. List of Healthcare Common Procedure Coding System (HCPCS), Current Procedural Terminology, Second Edition (CPT-2), Current Procedural Terminology, Fourth Edition (CPT-4), and International Classification of Diseases, Ninth and Tenth Revisions, Clinical Modification (ICD-9-CM and ICD-10-CM) Diagnosis and Procedure Codes Used to Define Baseline Characteristics in this Request

Code	Description	Code Category	Code Type
204.1	Chronic lymphoid leukemia	Diagnosis	ICD-9-CM
204.10	Chronic lymphoid leukemia, without mention of having achieved remission	Diagnosis	ICD-9-CM
204.11	Chronic lymphoid leukemia in remission	Diagnosis	ICD-9-CM
204.12	Chronic lymphoid leukemia, in relapse	Diagnosis	ICD-9-CM
204.2	Subacute lymphoid leukemia	Diagnosis	ICD-9-CM
204.20	Subacute lymphoid leukemia, without mention of having achieved remission	Diagnosis	ICD-9-CM
204.21	Subacute lymphoid leukemia in remission	Diagnosis	ICD-9-CM
204.22	Subacute lymphoid leukemia, in relapse	Diagnosis	ICD-9-CM
204.8	Other lymphoid leukemia	Diagnosis	ICD-9-CM
204.80	Other lymphoid leukemia, without mention of having achieved remission	Diagnosis	ICD-9-CM
204.81	Other lymphoid leukemia in remission	Diagnosis	ICD-9-CM
204.82	Other lymphoid leukemia, in relapse	Diagnosis	ICD-9-CM
204.9	Unspecified lymphoid leukemia	Diagnosis	ICD-9-CM
204.90	Unspecified lymphoid leukemia, without mention of having achieved remission	Diagnosis	ICD-9-CM
204.91	Unspecified lymphoid leukemia in remission	Diagnosis	ICD-9-CM
204.92	Unspecified lymphoid leukemia, in relapse	Diagnosis	ICD-9-CM
205	Myeloid leukemia	Diagnosis	ICD-9-CM
205.0	Acute myeloid leukemia	Diagnosis	ICD-9-CM
205.00	Acute myeloid leukemia, without mention of having achieved remission	Diagnosis	ICD-9-CM
205.01	Acute myeloid leukemia in remission	Diagnosis	ICD-9-CM
205.02	Acute myeloid leukemia, in relapse	Diagnosis	ICD-9-CM
205.1	Chronic myeloid leukemia	Diagnosis	ICD-9-CM
205.10	Chronic myeloid leukemia, without mention of having achieved remission	Diagnosis	ICD-9-CM
205.11	Chronic myeloid leukemia in remission	Diagnosis	ICD-9-CM
205.12	Chronic myeloid leukemia, in relapse	Diagnosis	ICD-9-CM
205.2	Subacute myeloid leukemia	Diagnosis	ICD-9-CM
205.20	Subacute myeloid leukemia, without mention of having achieved remission	Diagnosis	ICD-9-CM
205.21	Subacute myeloid leukemia in remission	Diagnosis	ICD-9-CM
205.22	Subacute myeloid leukemia, in relapse	Diagnosis	ICD-9-CM
205.3	Myeloid sarcoma	Diagnosis	ICD-9-CM
205.30	Myeloid sarcoma, without mention of having achieved remission	Diagnosis	ICD-9-CM
205.31	Myeloid sarcoma in remission	Diagnosis	ICD-9-CM
205.32	Myeloid sarcoma, in relapse	Diagnosis	ICD-9-CM
205.8	Other myeloid leukemia	Diagnosis	ICD-9-CM
205.80	Other myeloid leukemia, without mention of having achieved remission	Diagnosis	ICD-9-CM
205.81	Other myeloid leukemia in remission	Diagnosis	ICD-9-CM
205.82	Other myeloid leukemia, in relapse	Diagnosis	ICD-9-CM
205.9	Unspecified myeloid leukemia	Diagnosis	ICD-9-CM
205.90	Unspecified myeloid leukemia, without mention of having achieved remission	Diagnosis	ICD-9-CM
205.91	Unspecified myeloid leukemia in remission	Diagnosis	ICD-9-CM
205.92	Unspecified myeloid leukemia, in relapse	Diagnosis	ICD-9-CM
206	Monocytic leukemia	Diagnosis	ICD-9-CM

Appendix H. List of Healthcare Common Procedure Coding System (HCPCS), Current Procedural Terminology, Second Edition (CPT-2), Current Procedural Terminology, Fourth Edition (CPT-4), and International Classification of Diseases, Ninth and Tenth Revisions, Clinical Modification (ICD-9-CM and ICD-10-CM) Diagnosis and Procedure Codes Used to Define Baseline Characteristics in this Request

Code	Description	Code Category	Code Type
206.0	Acute monocytic leukemia	Diagnosis	ICD-9-CM
206.00	Acute monocytic leukemia, without mention of having achieved remission	Diagnosis	ICD-9-CM
206.01	Acute monocytic leukemia in remission	Diagnosis	ICD-9-CM
206.02	Acute monocytic leukemia, in relapse	Diagnosis	ICD-9-CM
206.1	Chronic monocytic leukemia	Diagnosis	ICD-9-CM
206.10	Chronic monocytic leukemia, without mention of having achieved remission	Diagnosis	ICD-9-CM
206.11	Chronic monocytic leukemia in remission	Diagnosis	ICD-9-CM
206.12	Chronic monocytic leukemia, in relapse	Diagnosis	ICD-9-CM
206.2	Subacute monocytic leukemia	Diagnosis	ICD-9-CM
206.20	Subacute monocytic leukemia, without mention of having achieved remission	Diagnosis	ICD-9-CM
206.21	Subacute monocytic leukemia in remission	Diagnosis	ICD-9-CM
206.22	Subacute monocytic leukemia, in relapse	Diagnosis	ICD-9-CM
206.8	Other monocytic leukemia	Diagnosis	ICD-9-CM
206.80	Other monocytic leukemia, without mention of having achieved remission	Diagnosis	ICD-9-CM
206.81	Other monocytic leukemia in remission	Diagnosis	ICD-9-CM
206.82	Other monocytic leukemia, in relapse	Diagnosis	ICD-9-CM
206.9	Unspecified monocytic leukemia	Diagnosis	ICD-9-CM
206.90	Unspecified monocytic leukemia, without mention of having achieved remission	Diagnosis	ICD-9-CM
206.91	Unspecified monocytic leukemia in remission	Diagnosis	ICD-9-CM
206.92	Unspecified monocytic leukemia, in relapse	Diagnosis	ICD-9-CM
207	Other specified leukemia	Diagnosis	ICD-9-CM
207.0	Acute erythremia and erythroleukemia	Diagnosis	ICD-9-CM
207.00	Acute erythremia and erythroleukemia, without mention of having achieved remission	Diagnosis	ICD-9-CM
207.01	Acute erythremia and erythroleukemia in remission	Diagnosis	ICD-9-CM
207.02	Acute erythremia and erythroleukemia, in relapse	Diagnosis	ICD-9-CM
207.1	Chronic erythremia	Diagnosis	ICD-9-CM
207.10	Chronic erythremia, without mention of having achieved remission	Diagnosis	ICD-9-CM
207.11	Chronic erythremia in remission	Diagnosis	ICD-9-CM
207.12	Chronic erythremia, in relapse	Diagnosis	ICD-9-CM
207.2	Megakaryocytic leukemia	Diagnosis	ICD-9-CM
207.20	Megakaryocytic leukemia, without mention of having achieved remission	Diagnosis	ICD-9-CM
207.21	Megakaryocytic leukemia in remission	Diagnosis	ICD-9-CM
207.22	Megakaryocytic leukemia, in relapse	Diagnosis	ICD-9-CM
207.8	Other specified leukemia	Diagnosis	ICD-9-CM
207.80	Other specified leukemia, without mention of having achieved remission	Diagnosis	ICD-9-CM
207.81	Other specified leukemia in remission	Diagnosis	ICD-9-CM
207.82	Other specified leukemia, in relapse	Diagnosis	ICD-9-CM
208	Leukemia of unspecified cell type	Diagnosis	ICD-9-CM
208.0	Acute leukemia of unspecified cell type	Diagnosis	ICD-9-CM
208.00	Acute leukemia of unspecified cell type, without mention of having achieved remission	Diagnosis	ICD-9-CM
208.01	Acute leukemia of unspecified cell type in remission	Diagnosis	ICD-9-CM
208.02	Acute leukemia of unspecified cell type, in relapse	Diagnosis	ICD-9-CM

Appendix H. List of Healthcare Common Procedure Coding System (HCPCS), Current Procedural Terminology, Second Edition (CPT-2), Current Procedural Terminology, Fourth Edition (CPT-4), and International Classification of Diseases, Ninth and Tenth Revisions, Clinical Modification (ICD-9-CM and ICD-10-CM) Diagnosis and Procedure Codes Used to Define Baseline Characteristics in this Request

Code	Description	Code Category	Code Type
208.1	Chronic leukemia of unspecified cell type	Diagnosis	ICD-9-CM
208.10	Chronic leukemia of unspecified cell type, without mention of having achieved remission	Diagnosis	ICD-9-CM
208.11	Chronic leukemia of unspecified cell type in remission	Diagnosis	ICD-9-CM
208.12	Chronic leukemia of unspecified cell type, in relapse	Diagnosis	ICD-9-CM
208.2	Subacute leukemia of unspecified cell type	Diagnosis	ICD-9-CM
208.20	Subacute leukemia of unspecified cell type, without mention of having achieved remission	Diagnosis	ICD-9-CM
208.21	Subacute leukemia of unspecified cell type in remission	Diagnosis	ICD-9-CM
208.22	Subacute leukemia of unspecified cell type, in relapse	Diagnosis	ICD-9-CM
208.8	Other leukemia of unspecified cell type	Diagnosis	ICD-9-CM
208.80	Other leukemia of unspecified cell type, without mention of having achieved remission	Diagnosis	ICD-9-CM
208.81	Other leukemia of unspecified cell type in remission	Diagnosis	ICD-9-CM
208.82	Other leukemia of unspecified cell type, in relapse	Diagnosis	ICD-9-CM
208.9	Unspecified leukemia	Diagnosis	ICD-9-CM
208.90	Unspecified leukemia, without mention of having achieved remission	Diagnosis	ICD-9-CM
208.91	Unspecified leukemia in remission	Diagnosis	ICD-9-CM
208.92	Unspecified leukemia, in relapse	Diagnosis	ICD-9-CM
209	Neuroendocrine tumors	Diagnosis	ICD-9-CM
209.0	Malignant carcinoid tumors of the small intestine	Diagnosis	ICD-9-CM
209.00	Malignant carcinoid tumor of the small intestine, unspecified portion	Diagnosis	ICD-9-CM
209.01	Malignant carcinoid tumor of the duodenum	Diagnosis	ICD-9-CM
209.02	Malignant carcinoid tumor of the jejunum	Diagnosis	ICD-9-CM
209.03	Malignant carcinoid tumor of the ileum	Diagnosis	ICD-9-CM
209.1	Malignant carcinoid tumors of the appendix, large intestine, and rectum	Diagnosis	ICD-9-CM
209.10	Malignant carcinoid tumor of the large intestine, unspecified portion	Diagnosis	ICD-9-CM
209.11	Malignant carcinoid tumor of the appendix	Diagnosis	ICD-9-CM
209.12	Malignant carcinoid tumor of the cecum	Diagnosis	ICD-9-CM
209.13	Malignant carcinoid tumor of the ascending colon	Diagnosis	ICD-9-CM
209.14	Malignant carcinoid tumor of the transverse colon	Diagnosis	ICD-9-CM
209.15	Malignant carcinoid tumor of the descending colon	Diagnosis	ICD-9-CM
209.16	Malignant carcinoid tumor of the sigmoid colon	Diagnosis	ICD-9-CM
209.17	Malignant carcinoid tumor of the rectum	Diagnosis	ICD-9-CM
209.2	Malignant carcinoid tumors of other and unspecified sites	Diagnosis	ICD-9-CM
209.20	Malignant carcinoid tumor of unknown primary site	Diagnosis	ICD-9-CM
209.21	Malignant carcinoid tumor of the bronchus and lung	Diagnosis	ICD-9-CM
209.22	Malignant carcinoid tumor of the thymus	Diagnosis	ICD-9-CM
209.23	Malignant carcinoid tumor of the stomach	Diagnosis	ICD-9-CM
209.24	Malignant carcinoid tumor of the kidney	Diagnosis	ICD-9-CM
209.25	Malignant carcinoid tumor of foregut, not otherwise specified	Diagnosis	ICD-9-CM
209.26	Malignant carcinoid tumor of midgut, not otherwise specified	Diagnosis	ICD-9-CM
209.27	Malignant carcinoid tumor of hindgut, not otherwise specified	Diagnosis	ICD-9-CM

Appendix H. List of Healthcare Common Procedure Coding System (HCPCS), Current Procedural Terminology, Second Edition (CPT-2), Current Procedural Terminology, Fourth Edition (CPT-4), and International Classification of Diseases, Ninth and Tenth Revisions, Clinical Modification (ICD-9-CM and ICD-10-CM) Diagnosis and Procedure Codes Used to Define Baseline Characteristics in this Request

Code	Description	Code Category	Code Type
209.29	Malignant carcinoid tumor of other sites	Diagnosis	ICD-9-CM
209.3	Malignant poorly differentiated neuroendocrine tumors	Diagnosis	ICD-9-CM
209.30	Malignant poorly differentiated neuroendocrine carcinoma, any site	Diagnosis	ICD-9-CM
209.31	Merkel cell carcinoma of the face	Diagnosis	ICD-9-CM
209.32	Merkel cell carcinoma of the scalp and neck	Diagnosis	ICD-9-CM
209.33	Merkel cell carcinoma of the upper limb	Diagnosis	ICD-9-CM
209.34	Merkel cell carcinoma of the lower limb	Diagnosis	ICD-9-CM
209.35	Merkel cell carcinoma of the trunk	Diagnosis	ICD-9-CM
209.36	Merkel cell carcinoma of other sites	Diagnosis	ICD-9-CM
209.4	Benign carcinoid tumors of the small intestine	Diagnosis	ICD-9-CM
209.40	Benign carcinoid tumor of the small intestine, unspecified portion	Diagnosis	ICD-9-CM
209.41	Benign carcinoid tumor of the duodenum	Diagnosis	ICD-9-CM
209.42	Benign carcinoid tumor of the jejunum	Diagnosis	ICD-9-CM
209.43	Benign carcinoid tumor of the ileum	Diagnosis	ICD-9-CM
209.5	Benign carcinoid tumors of the appendix, large intestine, and rectum	Diagnosis	ICD-9-CM
209.50	Benign carcinoid tumor of the large intestine, unspecified portion	Diagnosis	ICD-9-CM
209.51	Benign carcinoid tumor of the appendix	Diagnosis	ICD-9-CM
209.52	Benign carcinoid tumor of the cecum	Diagnosis	ICD-9-CM
209.53	Benign carcinoid tumor of the ascending colon	Diagnosis	ICD-9-CM
209.54	Benign carcinoid tumor of the transverse colon	Diagnosis	ICD-9-CM
209.55	Benign carcinoid tumor of the descending colon	Diagnosis	ICD-9-CM
209.56	Benign carcinoid tumor of the sigmoid colon	Diagnosis	ICD-9-CM
209.57	Benign carcinoid tumor of the rectum	Diagnosis	ICD-9-CM
209.6	Benign carcinoid tumors of other and unspecified sites	Diagnosis	ICD-9-CM
209.60	Benign carcinoid tumor of unknown primary site	Diagnosis	ICD-9-CM
209.61	Benign carcinoid tumor of the bronchus and lung	Diagnosis	ICD-9-CM
209.62	Benign carcinoid tumor of the thymus	Diagnosis	ICD-9-CM
209.63	Benign carcinoid tumor of the stomach	Diagnosis	ICD-9-CM
209.64	Benign carcinoid tumor of the kidney	Diagnosis	ICD-9-CM
209.65	Benign carcinoid tumor of foregut, not otherwise specified	Diagnosis	ICD-9-CM
209.66	Benign carcinoid tumor of midgut, not otherwise specified	Diagnosis	ICD-9-CM
209.67	Benign carcinoid tumor of hindgut, not otherwise specified	Diagnosis	ICD-9-CM
209.69	Benign carcinoid tumor of other sites	Diagnosis	ICD-9-CM
209.7	Secondary neuroendocrine tumors	Diagnosis	ICD-9-CM
209.70	Secondary neuroendocrine tumor, unspecified site	Diagnosis	ICD-9-CM
209.71	Secondary neuroendocrine tumor of distant lymph nodes	Diagnosis	ICD-9-CM
209.72	Secondary neuroendocrine tumor of liver	Diagnosis	ICD-9-CM
209.73	Secondary neuroendocrine tumor of bone	Diagnosis	ICD-9-CM
209.74	Secondary neuroendocrine tumor of peritoneum	Diagnosis	ICD-9-CM
209.75	Secondary Merkel cell carcinoma	Diagnosis	ICD-9-CM
209.79	Secondary neuroendocrine tumor of other sites	Diagnosis	ICD-9-CM
210	Benign neoplasm of lip, oral cavity, and pharynx	Diagnosis	ICD-9-CM

Appendix H. List of Healthcare Common Procedure Coding System (HCPCS), Current Procedural Terminology, Second Edition (CPT-2), Current Procedural Terminology, Fourth Edition (CPT-4), and International Classification of Diseases, Ninth and Tenth Revisions, Clinical Modification (ICD-9-CM and ICD-10-CM) Diagnosis and Procedure Codes Used to Define Baseline Characteristics in this Request

Code	Description	Code Category	Code Type
210.0	Benign neoplasm of lip	Diagnosis	ICD-9-CM
210.1	Benign neoplasm of tongue	Diagnosis	ICD-9-CM
210.2	Benign neoplasm of major salivary glands	Diagnosis	ICD-9-CM
210.3	Benign neoplasm of floor of mouth	Diagnosis	ICD-9-CM
210.4	Benign neoplasm of other and unspecified parts of mouth	Diagnosis	ICD-9-CM
210.5	Benign neoplasm of tonsil	Diagnosis	ICD-9-CM
210.6	Benign neoplasm of other parts of oropharynx	Diagnosis	ICD-9-CM
210.7	Benign neoplasm of nasopharynx	Diagnosis	ICD-9-CM
210.8	Benign neoplasm of hypopharynx	Diagnosis	ICD-9-CM
210.9	Benign neoplasm of pharynx, unspecified	Diagnosis	ICD-9-CM
211	Benign neoplasm of other parts of digestive system	Diagnosis	ICD-9-CM
211.0	Benign neoplasm of esophagus	Diagnosis	ICD-9-CM
211.1	Benign neoplasm of stomach	Diagnosis	ICD-9-CM
211.2	Benign neoplasm of duodenum, jejunum, and ileum	Diagnosis	ICD-9-CM
211.3	Benign neoplasm of colon	Diagnosis	ICD-9-CM
211.4	Benign neoplasm of rectum and anal canal	Diagnosis	ICD-9-CM
211.5	Benign neoplasm of liver and biliary passages	Diagnosis	ICD-9-CM
211.6	Benign neoplasm of pancreas, except islets of Langerhans	Diagnosis	ICD-9-CM
211.7	Benign neoplasm of islets of Langerhans	Diagnosis	ICD-9-CM
211.8	Benign neoplasm of retroperitoneum and peritoneum	Diagnosis	ICD-9-CM
211.9	Benign neoplasm of other and unspecified site of the digestive system	Diagnosis	ICD-9-CM
212	Benign neoplasm of respiratory and intrathoracic organs	Diagnosis	ICD-9-CM
212.0	Benign neoplasm of nasal cavities, middle ear, and accessory sinuses	Diagnosis	ICD-9-CM
212.1	Benign neoplasm of larynx	Diagnosis	ICD-9-CM
212.2	Benign neoplasm of trachea	Diagnosis	ICD-9-CM
212.3	Benign neoplasm of bronchus and lung	Diagnosis	ICD-9-CM
212.4	Benign neoplasm of pleura	Diagnosis	ICD-9-CM
212.5	Benign neoplasm of mediastinum	Diagnosis	ICD-9-CM
212.6	Benign neoplasm of thymus	Diagnosis	ICD-9-CM
212.7	Benign neoplasm of heart	Diagnosis	ICD-9-CM
212.8	Benign neoplasm of other specified sites of respiratory and intrathoracic organs	Diagnosis	ICD-9-CM
212.9	Benign neoplasm of respiratory and intrathoracic organs, site unspecified	Diagnosis	ICD-9-CM
213	Benign neoplasm of bone and articular cartilage	Diagnosis	ICD-9-CM
213.0	Benign neoplasm of bones of skull and face	Diagnosis	ICD-9-CM
213.1	Benign neoplasm of lower jaw bone	Diagnosis	ICD-9-CM
213.2	Benign neoplasm of vertebral column, excluding sacrum and coccyx	Diagnosis	ICD-9-CM
213.3	Benign neoplasm of ribs, sternum, and clavicle	Diagnosis	ICD-9-CM
213.4	Benign neoplasm of scapula and long bones of upper limb	Diagnosis	ICD-9-CM
213.5	Benign neoplasm of short bones of upper limb	Diagnosis	ICD-9-CM
213.6	Benign neoplasm of pelvic bones, sacrum, and coccyx	Diagnosis	ICD-9-CM
213.7	Benign neoplasm of long bones of lower limb	Diagnosis	ICD-9-CM
213.8	Benign neoplasm of short bones of lower limb	Diagnosis	ICD-9-CM

Appendix H. List of Healthcare Common Procedure Coding System (HCPCS), Current Procedural Terminology, Second Edition (CPT-2), Current Procedural Terminology, Fourth Edition (CPT-4), and International Classification of Diseases, Ninth and Tenth Revisions, Clinical Modification (ICD-9-CM and ICD-10-CM) Diagnosis and Procedure Codes Used to Define Baseline Characteristics in this Request

Code	Description	Code Category	Code Type
213.9	Benign neoplasm of bone and articular cartilage, site unspecified	Diagnosis	ICD-9-CM
214	Lipoma	Diagnosis	ICD-9-CM
214.0	Lipoma of skin and subcutaneous tissue of face	Diagnosis	ICD-9-CM
214.1	Lipoma of other skin and subcutaneous tissue	Diagnosis	ICD-9-CM
214.2	Lipoma of intrathoracic organs	Diagnosis	ICD-9-CM
214.3	Lipoma of intra-abdominal organs	Diagnosis	ICD-9-CM
214.4	Lipoma of spermatic cord	Diagnosis	ICD-9-CM
214.8	Lipoma of other specified sites	Diagnosis	ICD-9-CM
214.9	Lipoma of unspecified site	Diagnosis	ICD-9-CM
215	Other benign neoplasm of connective and other soft tissue	Diagnosis	ICD-9-CM
215.0	Other benign neoplasm of connective and other soft tissue of head, face, and neck	Diagnosis	ICD-9-CM
215.2	Other benign neoplasm of connective and other soft tissue of upper limb, including shoulder	Diagnosis	ICD-9-CM
215.3	Other benign neoplasm of connective and other soft tissue of lower limb, including hip	Diagnosis	ICD-9-CM
215.4	Other benign neoplasm of connective and other soft tissue of thorax	Diagnosis	ICD-9-CM
215.5	Other benign neoplasm of connective and other soft tissue of abdomen	Diagnosis	ICD-9-CM
215.6	Other benign neoplasm of connective and other soft tissue of pelvis	Diagnosis	ICD-9-CM
215.7	Other benign neoplasm of connective and other soft tissue of trunk, unspecified	Diagnosis	ICD-9-CM
215.8	Other benign neoplasm of connective and other soft tissue of other specified sites	Diagnosis	ICD-9-CM
215.9	Other benign neoplasm of connective and other soft tissue of unspecified site	Diagnosis	ICD-9-CM
216	Benign neoplasm of skin	Diagnosis	ICD-9-CM
216.0	Benign neoplasm of skin of lip	Diagnosis	ICD-9-CM
216.1	Benign neoplasm of eyelid, including canthus	Diagnosis	ICD-9-CM
216.2	Benign neoplasm of ear and external auditory canal	Diagnosis	ICD-9-CM
216.3	Benign neoplasm of skin of other and unspecified parts of face	Diagnosis	ICD-9-CM
216.4	Benign neoplasm of scalp and skin of neck	Diagnosis	ICD-9-CM
216.5	Benign neoplasm of skin of trunk, except scrotum	Diagnosis	ICD-9-CM
216.6	Benign neoplasm of skin of upper limb, including shoulder	Diagnosis	ICD-9-CM
216.7	Benign neoplasm of skin of lower limb, including hip	Diagnosis	ICD-9-CM
216.8	Benign neoplasm of other specified sites of skin	Diagnosis	ICD-9-CM
216.9	Benign neoplasm of skin, site unspecified	Diagnosis	ICD-9-CM
217	Benign neoplasm of breast	Diagnosis	ICD-9-CM
218	Uterine leiomyoma	Diagnosis	ICD-9-CM
218.0	Submucous leiomyoma of uterus	Diagnosis	ICD-9-CM
218.1	Intramural leiomyoma of uterus	Diagnosis	ICD-9-CM
218.2	Subserous leiomyoma of uterus	Diagnosis	ICD-9-CM
218.9	Leiomyoma of uterus, unspecified	Diagnosis	ICD-9-CM
219	Other benign neoplasm of uterus	Diagnosis	ICD-9-CM
219.0	Benign neoplasm of cervix uteri	Diagnosis	ICD-9-CM
219.1	Benign neoplasm of corpus uteri	Diagnosis	ICD-9-CM
219.8	Benign neoplasm of other specified parts of uterus	Diagnosis	ICD-9-CM
219.9	Benign neoplasm of uterus, part unspecified	Diagnosis	ICD-9-CM

Appendix H. List of Healthcare Common Procedure Coding System (HCPCS), Current Procedural Terminology, Second Edition (CPT-2), Current Procedural Terminology, Fourth Edition (CPT-4), and International Classification of Diseases, Ninth and Tenth Revisions, Clinical Modification (ICD-9-CM and ICD-10-CM) Diagnosis and Procedure Codes Used to Define Baseline Characteristics in this Request

Code	Description	Code Category	Code Type
220	Benign neoplasm of ovary	Diagnosis	ICD-9-CM
221	Benign neoplasm of other female genital organs	Diagnosis	ICD-9-CM
221.0	Benign neoplasm of fallopian tube and uterine ligaments	Diagnosis	ICD-9-CM
221.1	Benign neoplasm of vagina	Diagnosis	ICD-9-CM
221.2	Benign neoplasm of vulva	Diagnosis	ICD-9-CM
221.8	Benign neoplasm of other specified sites of female genital organs	Diagnosis	ICD-9-CM
221.9	Benign neoplasm of female genital organ, site unspecified	Diagnosis	ICD-9-CM
222	Benign neoplasm of male genital organs	Diagnosis	ICD-9-CM
222.0	Benign neoplasm of testis	Diagnosis	ICD-9-CM
222.1	Benign neoplasm of penis	Diagnosis	ICD-9-CM
222.2	Benign neoplasm of prostate	Diagnosis	ICD-9-CM
222.3	Benign neoplasm of epididymis	Diagnosis	ICD-9-CM
222.4	Benign neoplasm of scrotum	Diagnosis	ICD-9-CM
222.8	Benign neoplasm of other specified sites of male genital organs	Diagnosis	ICD-9-CM
222.9	Benign neoplasm of male genital organ, site unspecified	Diagnosis	ICD-9-CM
223	Benign neoplasm of kidney and other urinary organs	Diagnosis	ICD-9-CM
223.0	Benign neoplasm of kidney, except pelvis	Diagnosis	ICD-9-CM
223.1	Benign neoplasm of renal pelvis	Diagnosis	ICD-9-CM
223.2	Benign neoplasm of ureter	Diagnosis	ICD-9-CM
223.3	Benign neoplasm of bladder	Diagnosis	ICD-9-CM
223.8	Benign neoplasm of other specified sites of urinary organs	Diagnosis	ICD-9-CM
223.81	Benign neoplasm of urethra	Diagnosis	ICD-9-CM
223.89	Benign neoplasm of other specified sites of urinary organs	Diagnosis	ICD-9-CM
223.9	Benign neoplasm of urinary organ, site unspecified	Diagnosis	ICD-9-CM
224	Benign neoplasm of eye	Diagnosis	ICD-9-CM
224.0	Benign neoplasm of eyeball, except conjunctiva, cornea, retina, and choroid	Diagnosis	ICD-9-CM
224.1	Benign neoplasm of orbit	Diagnosis	ICD-9-CM
224.2	Benign neoplasm of lacrimal gland	Diagnosis	ICD-9-CM
224.3	Benign neoplasm of conjunctiva	Diagnosis	ICD-9-CM
224.4	Benign neoplasm of cornea	Diagnosis	ICD-9-CM
224.5	Benign neoplasm of retina	Diagnosis	ICD-9-CM
224.6	Benign neoplasm of choroid	Diagnosis	ICD-9-CM
224.7	Benign neoplasm of lacrimal duct	Diagnosis	ICD-9-CM
224.8	Benign neoplasm of other specified parts of eye	Diagnosis	ICD-9-CM
224.9	Benign neoplasm of eye, part unspecified	Diagnosis	ICD-9-CM
225	Benign neoplasm of brain and other parts of nervous system	Diagnosis	ICD-9-CM
225.0	Benign neoplasm of brain	Diagnosis	ICD-9-CM
225.1	Benign neoplasm of cranial nerves	Diagnosis	ICD-9-CM
225.2	Benign neoplasm of cerebral meninges	Diagnosis	ICD-9-CM
225.3	Benign neoplasm of spinal cord	Diagnosis	ICD-9-CM
225.4	Benign neoplasm of spinal meninges	Diagnosis	ICD-9-CM
225.8	Benign neoplasm of other specified sites of nervous system	Diagnosis	ICD-9-CM

Appendix H. List of Healthcare Common Procedure Coding System (HCPCS), Current Procedural Terminology, Second Edition (CPT-2), Current Procedural Terminology, Fourth Edition (CPT-4), and International Classification of Diseases, Ninth and Tenth Revisions, Clinical Modification (ICD-9-CM and ICD-10-CM) Diagnosis and Procedure Codes Used to Define Baseline Characteristics in this Request

Code	Description	Code Category	Code Type
225.9	Benign neoplasm of nervous system, part unspecified	Diagnosis	ICD-9-CM
226	Benign neoplasm of thyroid glands	Diagnosis	ICD-9-CM
227	Benign neoplasm of other endocrine glands and related structures	Diagnosis	ICD-9-CM
227.0	Benign neoplasm of adrenal gland	Diagnosis	ICD-9-CM
227.1	Benign neoplasm of parathyroid gland	Diagnosis	ICD-9-CM
227.3	Benign neoplasm of pituitary gland and craniopharyngeal duct (pouch)	Diagnosis	ICD-9-CM
227.4	Benign neoplasm of pineal gland	Diagnosis	ICD-9-CM
227.5	Benign neoplasm of carotid body	Diagnosis	ICD-9-CM
227.6	Benign neoplasm of aortic body and other paraganglia	Diagnosis	ICD-9-CM
227.8	Benign neoplasm of other endocrine glands and related structures	Diagnosis	ICD-9-CM
227.9	Benign neoplasm of endocrine gland, site unspecified	Diagnosis	ICD-9-CM
228	Hemangioma and lymphangioma, any site	Diagnosis	ICD-9-CM
228.0	Hemangioma, any site	Diagnosis	ICD-9-CM
228.00	Hemangioma of unspecified site	Diagnosis	ICD-9-CM
228.01	Hemangioma of skin and subcutaneous tissue	Diagnosis	ICD-9-CM
228.02	Hemangioma of intracranial structures	Diagnosis	ICD-9-CM
228.03	Hemangioma of retina	Diagnosis	ICD-9-CM
228.04	Hemangioma of intra-abdominal structures	Diagnosis	ICD-9-CM
228.09	Hemangioma of other sites	Diagnosis	ICD-9-CM
228.1	Lymphangioma, any site	Diagnosis	ICD-9-CM
229	Benign neoplasm of other and unspecified sites	Diagnosis	ICD-9-CM
229.0	Benign neoplasm of lymph nodes	Diagnosis	ICD-9-CM
229.8	Benign neoplasm of other specified sites	Diagnosis	ICD-9-CM
229.9	Benign neoplasm of unspecified site	Diagnosis	ICD-9-CM
230	Carcinoma in situ of digestive organs	Diagnosis	ICD-9-CM
230.0	Carcinoma in situ of lip, oral cavity, and pharynx	Diagnosis	ICD-9-CM
230.1	Carcinoma in situ of esophagus	Diagnosis	ICD-9-CM
230.2	Carcinoma in situ of stomach	Diagnosis	ICD-9-CM
230.3	Carcinoma in situ of colon	Diagnosis	ICD-9-CM
230.4	Carcinoma in situ of rectum	Diagnosis	ICD-9-CM
230.5	Carcinoma in situ of anal canal	Diagnosis	ICD-9-CM
230.6	Carcinoma in situ of anus, unspecified	Diagnosis	ICD-9-CM
230.7	Carcinoma in situ of other and unspecified parts of intestine	Diagnosis	ICD-9-CM
230.8	Carcinoma in situ of liver and biliary system	Diagnosis	ICD-9-CM
230.9	Carcinoma in situ of other and unspecified digestive organs	Diagnosis	ICD-9-CM
231	Carcinoma in situ of respiratory system	Diagnosis	ICD-9-CM
231.0	Carcinoma in situ of larynx	Diagnosis	ICD-9-CM
231.1	Carcinoma in situ of trachea	Diagnosis	ICD-9-CM
231.2	Carcinoma in situ of bronchus and lung	Diagnosis	ICD-9-CM
231.8	Carcinoma in situ of other specified parts of respiratory system	Diagnosis	ICD-9-CM
231.9	Carcinoma in situ of respiratory system, part unspecified	Diagnosis	ICD-9-CM
232	Carcinoma in situ of skin	Diagnosis	ICD-9-CM

Appendix H. List of Healthcare Common Procedure Coding System (HCPCS), Current Procedural Terminology, Second Edition (CPT-2), Current Procedural Terminology, Fourth Edition (CPT-4), and International Classification of Diseases, Ninth and Tenth Revisions, Clinical Modification (ICD-9-CM and ICD-10-CM) Diagnosis and Procedure Codes Used to Define Baseline Characteristics in this Request

Code	Description	Code Category	Code Type
232.0	Carcinoma in situ of skin of lip	Diagnosis	ICD-9-CM
232.1	Carcinoma in situ of eyelid, including canthus	Diagnosis	ICD-9-CM
232.2	Carcinoma in situ of skin of ear and external auditory canal	Diagnosis	ICD-9-CM
232.3	Carcinoma in situ of skin of other and unspecified parts of face	Diagnosis	ICD-9-CM
232.4	Carcinoma in situ of scalp and skin of neck	Diagnosis	ICD-9-CM
232.5	Carcinoma in situ of skin of trunk, except scrotum	Diagnosis	ICD-9-CM
232.6	Carcinoma in situ of skin of upper limb, including shoulder	Diagnosis	ICD-9-CM
232.7	Carcinoma in situ of skin of lower limb, including hip	Diagnosis	ICD-9-CM
232.8	Carcinoma in situ of other specified sites of skin	Diagnosis	ICD-9-CM
232.9	Carcinoma in situ of skin, site unspecified	Diagnosis	ICD-9-CM
233	Carcinoma in situ of breast and genitourinary system	Diagnosis	ICD-9-CM
233.0	Carcinoma in situ of breast	Diagnosis	ICD-9-CM
233.1	Carcinoma in situ of cervix uteri	Diagnosis	ICD-9-CM
233.2	Carcinoma in situ of other and unspecified parts of uterus	Diagnosis	ICD-9-CM
233.3	Carcinoma in situ, other and unspecified female genital organs	Diagnosis	ICD-9-CM
233.30	Carcinoma in situ, unspecified female genital organ	Diagnosis	ICD-9-CM
233.31	Carcinoma in situ, vagina	Diagnosis	ICD-9-CM
233.32	Carcinoma in situ, vulva	Diagnosis	ICD-9-CM
233.39	Carcinoma in situ, other female genital organ	Diagnosis	ICD-9-CM
233.4	Carcinoma in situ of prostate	Diagnosis	ICD-9-CM
233.5	Carcinoma in situ of penis	Diagnosis	ICD-9-CM
233.6	Carcinoma in situ of other and unspecified male genital organs	Diagnosis	ICD-9-CM
233.7	Carcinoma in situ of bladder	Diagnosis	ICD-9-CM
233.9	Carcinoma in situ of other and unspecified urinary organs	Diagnosis	ICD-9-CM
234	Carcinoma in situ of other and unspecified sites	Diagnosis	ICD-9-CM
234.0	Carcinoma in situ of eye	Diagnosis	ICD-9-CM
234.8	Carcinoma in situ of other specified sites	Diagnosis	ICD-9-CM
234.9	Carcinoma in situ, site unspecified	Diagnosis	ICD-9-CM
235	Neoplasm of uncertain behavior of digestive and respiratory systems	Diagnosis	ICD-9-CM
235.0	Neoplasm of uncertain behavior of major salivary glands	Diagnosis	ICD-9-CM
235.1	Neoplasm of uncertain behavior of lip, oral cavity, and pharynx	Diagnosis	ICD-9-CM
235.2	Neoplasm of uncertain behavior of stomach, intestines, and rectum	Diagnosis	ICD-9-CM
235.3	Neoplasm of uncertain behavior of liver and biliary passages	Diagnosis	ICD-9-CM
235.4	Neoplasm of uncertain behavior of retroperitoneum and peritoneum	Diagnosis	ICD-9-CM
235.5	Neoplasm of uncertain behavior of other and unspecified digestive organs	Diagnosis	ICD-9-CM
235.6	Neoplasm of uncertain behavior of larynx	Diagnosis	ICD-9-CM
235.7	Neoplasm of uncertain behavior of trachea, bronchus, and lung	Diagnosis	ICD-9-CM
235.8	Neoplasm of uncertain behavior of pleura, thymus, and mediastinum	Diagnosis	ICD-9-CM
235.9	Neoplasm of uncertain behavior of other and unspecified respiratory organs	Diagnosis	ICD-9-CM
236	Neoplasm of uncertain behavior of genitourinary organs	Diagnosis	ICD-9-CM
236.0	Neoplasm of uncertain behavior of uterus	Diagnosis	ICD-9-CM
236.1	Neoplasm of uncertain behavior of placenta	Diagnosis	ICD-9-CM

Appendix H. List of Healthcare Common Procedure Coding System (HCPCS), Current Procedural Terminology, Second Edition (CPT-2), Current Procedural Terminology, Fourth Edition (CPT-4), and International Classification of Diseases, Ninth and Tenth Revisions, Clinical Modification (ICD-9-CM and ICD-10-CM) Diagnosis and Procedure Codes Used to Define Baseline Characteristics in this Request

Code	Description	Code Category	Code Type
236.2	Neoplasm of uncertain behavior of ovary	Diagnosis	ICD-9-CM
236.3	Neoplasm of uncertain behavior of other and unspecified female genital organs	Diagnosis	ICD-9-CM
236.4	Neoplasm of uncertain behavior of testis	Diagnosis	ICD-9-CM
236.5	Neoplasm of uncertain behavior of prostate	Diagnosis	ICD-9-CM
236.6	Neoplasm of uncertain behavior of other and unspecified male genital organs	Diagnosis	ICD-9-CM
236.7	Neoplasm of uncertain behavior of bladder	Diagnosis	ICD-9-CM
236.9	Neoplasm of uncertain behavior of other and unspecified urinary organs	Diagnosis	ICD-9-CM
236.90	Neoplasm of uncertain behavior of urinary organ, unspecified	Diagnosis	ICD-9-CM
236.91	Neoplasm of uncertain behavior of kidney and ureter	Diagnosis	ICD-9-CM
236.99	Neoplasm of uncertain behavior of other and unspecified urinary organs	Diagnosis	ICD-9-CM
237	Neoplasm of uncertain behavior of endocrine glands and nervous system	Diagnosis	ICD-9-CM
237.0	Neoplasm of uncertain behavior of pituitary gland and craniopharyngeal duct	Diagnosis	ICD-9-CM
237.1	Neoplasm of uncertain behavior of pineal gland	Diagnosis	ICD-9-CM
237.2	Neoplasm of uncertain behavior of adrenal gland	Diagnosis	ICD-9-CM
237.3	Neoplasm of uncertain behavior of paraganglia	Diagnosis	ICD-9-CM
237.4	Neoplasm of uncertain behavior of other and unspecified endocrine glands	Diagnosis	ICD-9-CM
237.5	Neoplasm of uncertain behavior of brain and spinal cord	Diagnosis	ICD-9-CM
237.6	Neoplasm of uncertain behavior of meninges	Diagnosis	ICD-9-CM
237.7	Neurofibromatosis	Diagnosis	ICD-9-CM
237.70	Neurofibromatosis, unspecified	Diagnosis	ICD-9-CM
237.71	Neurofibromatosis, Type 1 (von Recklinghausen's disease)	Diagnosis	ICD-9-CM
237.72	Neurofibromatosis, Type 2 (acoustic neurofibromatosis)	Diagnosis	ICD-9-CM
237.73	Schwannomatosis	Diagnosis	ICD-9-CM
237.79	Other neurofibromatosis	Diagnosis	ICD-9-CM
237.9	Neoplasm of uncertain behavior of other and unspecified parts of nervous system	Diagnosis	ICD-9-CM
238	Neoplasm of uncertain behavior of other and unspecified sites and tissues	Diagnosis	ICD-9-CM
238.0	Neoplasm of uncertain behavior of bone and articular cartilage	Diagnosis	ICD-9-CM
238.1	Neoplasm of uncertain behavior of connective and other soft tissue	Diagnosis	ICD-9-CM
238.2	Neoplasm of uncertain behavior of skin	Diagnosis	ICD-9-CM
238.3	Neoplasm of uncertain behavior of breast	Diagnosis	ICD-9-CM
238.4	Neoplasm of uncertain behavior of polycythemia vera	Diagnosis	ICD-9-CM
238.5	Neoplasm of uncertain behavior of histiocytic and mast cells	Diagnosis	ICD-9-CM
238.6	Neoplasm of uncertain behavior of plasma cells	Diagnosis	ICD-9-CM
238.7	Other lymphatic and hematopoietic tissues	Diagnosis	ICD-9-CM
238.71	Essential thrombocythemia	Diagnosis	ICD-9-CM
238.72	Low grade myelodysplastic syndrome lesions	Diagnosis	ICD-9-CM
238.73	High grade myelodysplastic syndrome lesions	Diagnosis	ICD-9-CM
238.74	Myelodysplastic syndrome with 5q deletion	Diagnosis	ICD-9-CM
238.75	Myelodysplastic syndrome, unspecified	Diagnosis	ICD-9-CM
238.76	Myelofibrosis with myeloid metaplasia	Diagnosis	ICD-9-CM
238.77	Post-transplant lymphoproliferative disorder [PTLD]	Diagnosis	ICD-9-CM
238.79	Other lymphatic and hematopoietic tissues	Diagnosis	ICD-9-CM

Appendix H. List of Healthcare Common Procedure Coding System (HCPCS), Current Procedural Terminology, Second Edition (CPT-2), Current Procedural Terminology, Fourth Edition (CPT-4), and International Classification of Diseases, Ninth and Tenth Revisions, Clinical Modification (ICD-9-CM and ICD-10-CM) Diagnosis and Procedure Codes Used to Define Baseline Characteristics in this Request

Code	Description	Code Category	Code Type
238.8	Neoplasm of uncertain behavior of other specified sites	Diagnosis	ICD-9-CM
238.9	Neoplasm of uncertain behavior, site unspecified	Diagnosis	ICD-9-CM
239	Neoplasms of unspecified nature	Diagnosis	ICD-9-CM
239.0	Neoplasm of unspecified nature of digestive system	Diagnosis	ICD-9-CM
239.1	Neoplasm of unspecified nature of respiratory system	Diagnosis	ICD-9-CM
239.2	Neoplasms of unspecified nature of bone, soft tissue, and skin	Diagnosis	ICD-9-CM
239.3	Neoplasm of unspecified nature of breast	Diagnosis	ICD-9-CM
239.4	Neoplasm of unspecified nature of bladder	Diagnosis	ICD-9-CM
239.5	Neoplasm of unspecified nature of other genitourinary organs	Diagnosis	ICD-9-CM
239.6	Neoplasm of unspecified nature of brain	Diagnosis	ICD-9-CM
239.7	Neoplasm of unspecified nature of endocrine glands and other parts of nervous system	Diagnosis	ICD-9-CM
239.8	Neoplasm of unspecified nature of other specified sites	Diagnosis	ICD-9-CM
239.81	Neoplasms of unspecified nature, retina and choroid	Diagnosis	ICD-9-CM
239.89	Neoplasms of unspecified nature, other specified sites	Diagnosis	ICD-9-CM
239.9	Neoplasm of unspecified nature, site unspecified	Diagnosis	ICD-9-CM
377.51	Disorders of optic chiasm associated with pituitary neoplasms and disorders	Diagnosis	ICD-9-CM
377.52	Disorders of optic chiasm associated with other neoplasms	Diagnosis	ICD-9-CM
377.61	Disorders of other visual pathways associated with neoplasms	Diagnosis	ICD-9-CM
377.71	Disorders of visual cortex associated with neoplasms	Diagnosis	ICD-9-CM
V10.7	Personal history of other lymphatic and hematopoietic neoplasms	Diagnosis	ICD-9-CM
C00.0	Malignant neoplasm of external upper lip	Diagnosis	ICD-10-CM
C00.1	Malignant neoplasm of external lower lip	Diagnosis	ICD-10-CM
C00.2	Malignant neoplasm of external lip, unspecified	Diagnosis	ICD-10-CM
C00.3	Malignant neoplasm of upper lip, inner aspect	Diagnosis	ICD-10-CM
C00.4	Malignant neoplasm of lower lip, inner aspect	Diagnosis	ICD-10-CM
C00.5	Malignant neoplasm of lip, unspecified, inner aspect	Diagnosis	ICD-10-CM
C00.6	Malignant neoplasm of commissure of lip, unspecified	Diagnosis	ICD-10-CM
C00.8	Malignant neoplasm of overlapping sites of lip	Diagnosis	ICD-10-CM
C00.9	Malignant neoplasm of lip, unspecified	Diagnosis	ICD-10-CM
C01	Malignant neoplasm of base of tongue	Diagnosis	ICD-10-CM
C02.0	Malignant neoplasm of dorsal surface of tongue	Diagnosis	ICD-10-CM
C02.1	Malignant neoplasm of border of tongue	Diagnosis	ICD-10-CM
C02.2	Malignant neoplasm of ventral surface of tongue	Diagnosis	ICD-10-CM
C02.3	Malignant neoplasm of anterior two-thirds of tongue, part unspecified	Diagnosis	ICD-10-CM
C02.4	Malignant neoplasm of lingual tonsil	Diagnosis	ICD-10-CM
C02.8	Malignant neoplasm of overlapping sites of tongue	Diagnosis	ICD-10-CM
C02.9	Malignant neoplasm of tongue, unspecified	Diagnosis	ICD-10-CM
C03.0	Malignant neoplasm of upper gum	Diagnosis	ICD-10-CM
C03.1	Malignant neoplasm of lower gum	Diagnosis	ICD-10-CM
C03.9	Malignant neoplasm of gum, unspecified	Diagnosis	ICD-10-CM
C04.0	Malignant neoplasm of anterior floor of mouth	Diagnosis	ICD-10-CM
C04.1	Malignant neoplasm of lateral floor of mouth	Diagnosis	ICD-10-CM

Appendix H. List of Healthcare Common Procedure Coding System (HCPCS), Current Procedural Terminology, Second Edition (CPT-2), Current Procedural Terminology, Fourth Edition (CPT-4), and International Classification of Diseases, Ninth and Tenth Revisions, Clinical Modification (ICD-9-CM and ICD-10-CM) Diagnosis and Procedure Codes Used to Define Baseline Characteristics in this Request

Code	Description	Code Category	Code Type
C04.8	Malignant neoplasm of overlapping sites of floor of mouth	Diagnosis	ICD-10-CM
C04.9	Malignant neoplasm of floor of mouth, unspecified	Diagnosis	ICD-10-CM
C05.0	Malignant neoplasm of hard palate	Diagnosis	ICD-10-CM
C05.1	Malignant neoplasm of soft palate	Diagnosis	ICD-10-CM
C05.2	Malignant neoplasm of uvula	Diagnosis	ICD-10-CM
C05.8	Malignant neoplasm of overlapping sites of palate	Diagnosis	ICD-10-CM
C05.9	Malignant neoplasm of palate, unspecified	Diagnosis	ICD-10-CM
C06.0	Malignant neoplasm of cheek mucosa	Diagnosis	ICD-10-CM
C06.1	Malignant neoplasm of vestibule of mouth	Diagnosis	ICD-10-CM
C06.2	Malignant neoplasm of retromolar area	Diagnosis	ICD-10-CM
C06.80	Malignant neoplasm of overlapping sites of unspecified parts of mouth	Diagnosis	ICD-10-CM
C06.89	Malignant neoplasm of overlapping sites of other parts of mouth	Diagnosis	ICD-10-CM
C06.9	Malignant neoplasm of mouth, unspecified	Diagnosis	ICD-10-CM
C07	Malignant neoplasm of parotid gland	Diagnosis	ICD-10-CM
C08.0	Malignant neoplasm of submandibular gland	Diagnosis	ICD-10-CM
C08.1	Malignant neoplasm of sublingual gland	Diagnosis	ICD-10-CM
C08.9	Malignant neoplasm of major salivary gland, unspecified	Diagnosis	ICD-10-CM
C09.0	Malignant neoplasm of tonsillar fossa	Diagnosis	ICD-10-CM
C09.1	Malignant neoplasm of tonsillar pillar (anterior) (posterior)	Diagnosis	ICD-10-CM
C09.8	Malignant neoplasm of overlapping sites of tonsil	Diagnosis	ICD-10-CM
C09.9	Malignant neoplasm of tonsil, unspecified	Diagnosis	ICD-10-CM
C10.0	Malignant neoplasm of vallecula	Diagnosis	ICD-10-CM
C10.1	Malignant neoplasm of anterior surface of epiglottis	Diagnosis	ICD-10-CM
C10.2	Malignant neoplasm of lateral wall of oropharynx	Diagnosis	ICD-10-CM
C10.3	Malignant neoplasm of posterior wall of oropharynx	Diagnosis	ICD-10-CM
C10.4	Malignant neoplasm of branchial cleft	Diagnosis	ICD-10-CM
C10.8	Malignant neoplasm of overlapping sites of oropharynx	Diagnosis	ICD-10-CM
C10.9	Malignant neoplasm of oropharynx, unspecified	Diagnosis	ICD-10-CM
C11.0	Malignant neoplasm of superior wall of nasopharynx	Diagnosis	ICD-10-CM
C11.1	Malignant neoplasm of posterior wall of nasopharynx	Diagnosis	ICD-10-CM
C11.2	Malignant neoplasm of lateral wall of nasopharynx	Diagnosis	ICD-10-CM
C11.3	Malignant neoplasm of anterior wall of nasopharynx	Diagnosis	ICD-10-CM
C11.8	Malignant neoplasm of overlapping sites of nasopharynx	Diagnosis	ICD-10-CM
C11.9	Malignant neoplasm of nasopharynx, unspecified	Diagnosis	ICD-10-CM
C12	Malignant neoplasm of pyriform sinus	Diagnosis	ICD-10-CM
C13.0	Malignant neoplasm of postcricoid region	Diagnosis	ICD-10-CM
C13.1	Malignant neoplasm of aryepiglottic fold, hypopharyngeal aspect	Diagnosis	ICD-10-CM
C13.2	Malignant neoplasm of posterior wall of hypopharynx	Diagnosis	ICD-10-CM
C13.8	Malignant neoplasm of overlapping sites of hypopharynx	Diagnosis	ICD-10-CM
C13.9	Malignant neoplasm of hypopharynx, unspecified	Diagnosis	ICD-10-CM
C14.0	Malignant neoplasm of pharynx, unspecified	Diagnosis	ICD-10-CM
C14.2	Malignant neoplasm of Waldeyer's ring	Diagnosis	ICD-10-CM

Appendix H. List of Healthcare Common Procedure Coding System (HCPCS), Current Procedural Terminology, Second Edition (CPT-2), Current Procedural Terminology, Fourth Edition (CPT-4), and International Classification of Diseases, Ninth and Tenth Revisions, Clinical Modification (ICD-9-CM and ICD-10-CM) Diagnosis and Procedure Codes Used to Define Baseline Characteristics in this Request

Code	Description	Code Category	Code Type
C14.8	Malignant neoplasm of overlapping sites of lip, oral cavity and pharynx	Diagnosis	ICD-10-CM
C15.3	Malignant neoplasm of upper third of esophagus	Diagnosis	ICD-10-CM
C15.4	Malignant neoplasm of middle third of esophagus	Diagnosis	ICD-10-CM
C15.5	Malignant neoplasm of lower third of esophagus	Diagnosis	ICD-10-CM
C15.8	Malignant neoplasm of overlapping sites of esophagus	Diagnosis	ICD-10-CM
C15.9	Malignant neoplasm of esophagus, unspecified	Diagnosis	ICD-10-CM
C16.0	Malignant neoplasm of cardia	Diagnosis	ICD-10-CM
C16.1	Malignant neoplasm of fundus of stomach	Diagnosis	ICD-10-CM
C16.2	Malignant neoplasm of body of stomach	Diagnosis	ICD-10-CM
C16.3	Malignant neoplasm of pyloric antrum	Diagnosis	ICD-10-CM
C16.4	Malignant neoplasm of pylorus	Diagnosis	ICD-10-CM
C16.5	Malignant neoplasm of lesser curvature of stomach, unspecified	Diagnosis	ICD-10-CM
C16.6	Malignant neoplasm of greater curvature of stomach, unspecified	Diagnosis	ICD-10-CM
C16.8	Malignant neoplasm of overlapping sites of stomach	Diagnosis	ICD-10-CM
C16.9	Malignant neoplasm of stomach, unspecified	Diagnosis	ICD-10-CM
C17.0	Malignant neoplasm of duodenum	Diagnosis	ICD-10-CM
C17.1	Malignant neoplasm of jejunum	Diagnosis	ICD-10-CM
C17.2	Malignant neoplasm of ileum	Diagnosis	ICD-10-CM
C17.3	Meckel's diverticulum, malignant	Diagnosis	ICD-10-CM
C17.8	Malignant neoplasm of overlapping sites of small intestine	Diagnosis	ICD-10-CM
C17.9	Malignant neoplasm of small intestine, unspecified	Diagnosis	ICD-10-CM
C18.0	Malignant neoplasm of cecum	Diagnosis	ICD-10-CM
C18.1	Malignant neoplasm of appendix	Diagnosis	ICD-10-CM
C18.2	Malignant neoplasm of ascending colon	Diagnosis	ICD-10-CM
C18.3	Malignant neoplasm of hepatic flexure	Diagnosis	ICD-10-CM
C18.4	Malignant neoplasm of transverse colon	Diagnosis	ICD-10-CM
C18.5	Malignant neoplasm of splenic flexure	Diagnosis	ICD-10-CM
C18.6	Malignant neoplasm of descending colon	Diagnosis	ICD-10-CM
C18.7	Malignant neoplasm of sigmoid colon	Diagnosis	ICD-10-CM
C18.8	Malignant neoplasm of overlapping sites of colon	Diagnosis	ICD-10-CM
C18.9	Malignant neoplasm of colon, unspecified	Diagnosis	ICD-10-CM
C19	Malignant neoplasm of rectosigmoid junction	Diagnosis	ICD-10-CM
C20	Malignant neoplasm of rectum	Diagnosis	ICD-10-CM
C21.0	Malignant neoplasm of anus, unspecified	Diagnosis	ICD-10-CM
C21.1	Malignant neoplasm of anal canal	Diagnosis	ICD-10-CM
C21.2	Malignant neoplasm of cloacogenic zone	Diagnosis	ICD-10-CM
C21.8	Malignant neoplasm of overlapping sites of rectum, anus and anal canal	Diagnosis	ICD-10-CM
C22.0	Liver cell carcinoma	Diagnosis	ICD-10-CM
C22.1	Intrahepatic bile duct carcinoma	Diagnosis	ICD-10-CM
C22.2	Hepatoblastoma	Diagnosis	ICD-10-CM
C22.3	Angiosarcoma of liver	Diagnosis	ICD-10-CM
C22.4	Other sarcomas of liver	Diagnosis	ICD-10-CM

Appendix H. List of Healthcare Common Procedure Coding System (HCPCS), Current Procedural Terminology, Second Edition (CPT-2), Current Procedural Terminology, Fourth Edition (CPT-4), and International Classification of Diseases, Ninth and Tenth Revisions, Clinical Modification (ICD-9-CM and ICD-10-CM) Diagnosis and Procedure Codes Used to Define Baseline Characteristics in this Request

Code	Description	Code Category	Code Type
C22.7	Other specified carcinomas of liver	Diagnosis	ICD-10-CM
C22.8	Malignant neoplasm of liver, primary, unspecified as to type	Diagnosis	ICD-10-CM
C22.9	Malignant neoplasm of liver, not specified as primary or secondary	Diagnosis	ICD-10-CM
C23	Malignant neoplasm of gallbladder	Diagnosis	ICD-10-CM
C24.0	Malignant neoplasm of extrahepatic bile duct	Diagnosis	ICD-10-CM
C24.1	Malignant neoplasm of ampulla of Vater	Diagnosis	ICD-10-CM
C24.8	Malignant neoplasm of overlapping sites of biliary tract	Diagnosis	ICD-10-CM
C24.9	Malignant neoplasm of biliary tract, unspecified	Diagnosis	ICD-10-CM
C25.0	Malignant neoplasm of head of pancreas	Diagnosis	ICD-10-CM
C25.1	Malignant neoplasm of body of pancreas	Diagnosis	ICD-10-CM
C25.2	Malignant neoplasm of tail of pancreas	Diagnosis	ICD-10-CM
C25.3	Malignant neoplasm of pancreatic duct	Diagnosis	ICD-10-CM
C25.4	Malignant neoplasm of endocrine pancreas	Diagnosis	ICD-10-CM
C25.7	Malignant neoplasm of other parts of pancreas	Diagnosis	ICD-10-CM
C25.8	Malignant neoplasm of overlapping sites of pancreas	Diagnosis	ICD-10-CM
C25.9	Malignant neoplasm of pancreas, unspecified	Diagnosis	ICD-10-CM
C26.0	Malignant neoplasm of intestinal tract, part unspecified	Diagnosis	ICD-10-CM
C26.1	Malignant neoplasm of spleen	Diagnosis	ICD-10-CM
C26.9	Malignant neoplasm of ill-defined sites within the digestive system	Diagnosis	ICD-10-CM
C30.0	Malignant neoplasm of nasal cavity	Diagnosis	ICD-10-CM
C30.1	Malignant neoplasm of middle ear	Diagnosis	ICD-10-CM
C31.0	Malignant neoplasm of maxillary sinus	Diagnosis	ICD-10-CM
C31.1	Malignant neoplasm of ethmoidal sinus	Diagnosis	ICD-10-CM
C31.2	Malignant neoplasm of frontal sinus	Diagnosis	ICD-10-CM
C31.3	Malignant neoplasm of sphenoid sinus	Diagnosis	ICD-10-CM
C31.8	Malignant neoplasm of overlapping sites of accessory sinuses	Diagnosis	ICD-10-CM
C31.9	Malignant neoplasm of accessory sinus, unspecified	Diagnosis	ICD-10-CM
C32.0	Malignant neoplasm of glottis	Diagnosis	ICD-10-CM
C32.1	Malignant neoplasm of supraglottis	Diagnosis	ICD-10-CM
C32.2	Malignant neoplasm of subglottis	Diagnosis	ICD-10-CM
C32.3	Malignant neoplasm of laryngeal cartilage	Diagnosis	ICD-10-CM
C32.8	Malignant neoplasm of overlapping sites of larynx	Diagnosis	ICD-10-CM
C32.9	Malignant neoplasm of larynx, unspecified	Diagnosis	ICD-10-CM
C33	Malignant neoplasm of trachea	Diagnosis	ICD-10-CM
C34.00	Malignant neoplasm of unspecified main bronchus	Diagnosis	ICD-10-CM
C34.01	Malignant neoplasm of right main bronchus	Diagnosis	ICD-10-CM
C34.02	Malignant neoplasm of left main bronchus	Diagnosis	ICD-10-CM
C34.10	Malignant neoplasm of upper lobe, unspecified bronchus or lung	Diagnosis	ICD-10-CM
C34.11	Malignant neoplasm of upper lobe, right bronchus or lung	Diagnosis	ICD-10-CM
C34.12	Malignant neoplasm of upper lobe, left bronchus or lung	Diagnosis	ICD-10-CM
C34.2	Malignant neoplasm of middle lobe, bronchus or lung	Diagnosis	ICD-10-CM
C34.30	Malignant neoplasm of lower lobe, unspecified bronchus or lung	Diagnosis	ICD-10-CM

Appendix H. List of Healthcare Common Procedure Coding System (HCPCS), Current Procedural Terminology, Second Edition (CPT-2), Current Procedural Terminology, Fourth Edition (CPT-4), and International Classification of Diseases, Ninth and Tenth Revisions, Clinical Modification (ICD-9-CM and ICD-10-CM) Diagnosis and Procedure Codes Used to Define Baseline Characteristics in this Request

Code	Description	Code Category	Code Type
C34.31	Malignant neoplasm of lower lobe, right bronchus or lung	Diagnosis	ICD-10-CM
C34.32	Malignant neoplasm of lower lobe, left bronchus or lung	Diagnosis	ICD-10-CM
C34.80	Malignant neoplasm of overlapping sites of unspecified bronchus and lung	Diagnosis	ICD-10-CM
C34.81	Malignant neoplasm of overlapping sites of right bronchus and lung	Diagnosis	ICD-10-CM
C34.82	Malignant neoplasm of overlapping sites of left bronchus and lung	Diagnosis	ICD-10-CM
C34.90	Malignant neoplasm of unspecified part of unspecified bronchus or lung	Diagnosis	ICD-10-CM
C34.91	Malignant neoplasm of unspecified part of right bronchus or lung	Diagnosis	ICD-10-CM
C34.92	Malignant neoplasm of unspecified part of left bronchus or lung	Diagnosis	ICD-10-CM
C37	Malignant neoplasm of thymus	Diagnosis	ICD-10-CM
C38.0	Malignant neoplasm of heart	Diagnosis	ICD-10-CM
C38.1	Malignant neoplasm of anterior mediastinum	Diagnosis	ICD-10-CM
C38.2	Malignant neoplasm of posterior mediastinum	Diagnosis	ICD-10-CM
C38.3	Malignant neoplasm of mediastinum, part unspecified	Diagnosis	ICD-10-CM
C38.4	Malignant neoplasm of pleura	Diagnosis	ICD-10-CM
C38.8	Malignant neoplasm of overlapping sites of heart, mediastinum and pleura	Diagnosis	ICD-10-CM
C39.0	Malignant neoplasm of upper respiratory tract, part unspecified	Diagnosis	ICD-10-CM
C39.9	Malignant neoplasm of lower respiratory tract, part unspecified	Diagnosis	ICD-10-CM
C40.00	Malignant neoplasm of scapula and long bones of unspecified upper limb	Diagnosis	ICD-10-CM
C40.01	Malignant neoplasm of scapula and long bones of right upper limb	Diagnosis	ICD-10-CM
C40.02	Malignant neoplasm of scapula and long bones of left upper limb	Diagnosis	ICD-10-CM
C40.10	Malignant neoplasm of short bones of unspecified upper limb	Diagnosis	ICD-10-CM
C40.11	Malignant neoplasm of short bones of right upper limb	Diagnosis	ICD-10-CM
C40.12	Malignant neoplasm of short bones of left upper limb	Diagnosis	ICD-10-CM
C40.20	Malignant neoplasm of long bones of unspecified lower limb	Diagnosis	ICD-10-CM
C40.21	Malignant neoplasm of long bones of right lower limb	Diagnosis	ICD-10-CM
C40.22	Malignant neoplasm of long bones of left lower limb	Diagnosis	ICD-10-CM
C40.30	Malignant neoplasm of short bones of unspecified lower limb	Diagnosis	ICD-10-CM
C40.31	Malignant neoplasm of short bones of right lower limb	Diagnosis	ICD-10-CM
C40.32	Malignant neoplasm of short bones of left lower limb	Diagnosis	ICD-10-CM
C40.80	Malignant neoplasm of overlapping sites of bone and articular cartilage of unspecified limb	Diagnosis	ICD-10-CM
C40.81	Malignant neoplasm of overlapping sites of bone and articular cartilage of right limb	Diagnosis	ICD-10-CM
C40.82	Malignant neoplasm of overlapping sites of bone and articular cartilage of left limb	Diagnosis	ICD-10-CM
C40.90	Malignant neoplasm of unspecified bones and articular cartilage of unspecified limb	Diagnosis	ICD-10-CM
C40.91	Malignant neoplasm of unspecified bones and articular cartilage of right limb	Diagnosis	ICD-10-CM
C40.92	Malignant neoplasm of unspecified bones and articular cartilage of left limb	Diagnosis	ICD-10-CM
C41.0	Malignant neoplasm of bones of skull and face	Diagnosis	ICD-10-CM
C41.1	Malignant neoplasm of mandible	Diagnosis	ICD-10-CM
C41.2	Malignant neoplasm of vertebral column	Diagnosis	ICD-10-CM
C41.3	Malignant neoplasm of ribs, sternum and clavicle	Diagnosis	ICD-10-CM
C41.4	Malignant neoplasm of pelvic bones, sacrum and coccyx	Diagnosis	ICD-10-CM
C41.9	Malignant neoplasm of bone and articular cartilage, unspecified	Diagnosis	ICD-10-CM

Appendix H. List of Healthcare Common Procedure Coding System (HCPCS), Current Procedural Terminology, Second Edition (CPT-2), Current Procedural Terminology, Fourth Edition (CPT-4), and International Classification of Diseases, Ninth and Tenth Revisions, Clinical Modification (ICD-9-CM and ICD-10-CM) Diagnosis and Procedure Codes Used to Define Baseline Characteristics in this Request

Code	Description	Code Category	Code Type
C43.0	Malignant melanoma of lip	Diagnosis	ICD-10-CM
C43.10	Malignant melanoma of unspecified eyelid, including canthus	Diagnosis	ICD-10-CM
C43.11	Malignant melanoma of right eyelid, including canthus	Diagnosis	ICD-10-CM
C43.12	Malignant melanoma of left eyelid, including canthus	Diagnosis	ICD-10-CM
C43.20	Malignant melanoma of unspecified ear and external auricular canal	Diagnosis	ICD-10-CM
C43.21	Malignant melanoma of right ear and external auricular canal	Diagnosis	ICD-10-CM
C43.22	Malignant melanoma of left ear and external auricular canal	Diagnosis	ICD-10-CM
C43.30	Malignant melanoma of unspecified part of face	Diagnosis	ICD-10-CM
C43.31	Malignant melanoma of nose	Diagnosis	ICD-10-CM
C43.39	Malignant melanoma of other parts of face	Diagnosis	ICD-10-CM
C43.4	Malignant melanoma of scalp and neck	Diagnosis	ICD-10-CM
C43.51	Malignant melanoma of anal skin	Diagnosis	ICD-10-CM
C43.52	Malignant melanoma of skin of breast	Diagnosis	ICD-10-CM
C43.59	Malignant melanoma of other part of trunk	Diagnosis	ICD-10-CM
C43.60	Malignant melanoma of unspecified upper limb, including shoulder	Diagnosis	ICD-10-CM
C43.61	Malignant melanoma of right upper limb, including shoulder	Diagnosis	ICD-10-CM
C43.62	Malignant melanoma of left upper limb, including shoulder	Diagnosis	ICD-10-CM
C43.70	Malignant melanoma of unspecified lower limb, including hip	Diagnosis	ICD-10-CM
C43.71	Malignant melanoma of right lower limb, including hip	Diagnosis	ICD-10-CM
C43.72	Malignant melanoma of left lower limb, including hip	Diagnosis	ICD-10-CM
C43.8	Malignant melanoma of overlapping sites of skin	Diagnosis	ICD-10-CM
C43.9	Malignant melanoma of skin, unspecified	Diagnosis	ICD-10-CM
C44.00	Unspecified malignant neoplasm of skin of lip	Diagnosis	ICD-10-CM
C44.09	Other specified malignant neoplasm of skin of lip	Diagnosis	ICD-10-CM
C44.101	Unspecified malignant neoplasm of skin of unspecified eyelid, including canthus	Diagnosis	ICD-10-CM
C44.102	Unspecified malignant neoplasm of skin of right eyelid, including canthus	Diagnosis	ICD-10-CM
C44.109	Unspecified malignant neoplasm of skin of left eyelid, including canthus	Diagnosis	ICD-10-CM
C44.191	Other specified malignant neoplasm of skin of unspecified eyelid, including canthus	Diagnosis	ICD-10-CM
C44.192	Other specified malignant neoplasm of skin of right eyelid, including canthus	Diagnosis	ICD-10-CM
C44.199	Other specified malignant neoplasm of skin of left eyelid, including canthus	Diagnosis	ICD-10-CM
C44.201	Unspecified malignant neoplasm of skin of unspecified ear and external auricular canal	Diagnosis	ICD-10-CM
C44.202	Unspecified malignant neoplasm of skin of right ear and external auricular canal	Diagnosis	ICD-10-CM
C44.209	Unspecified malignant neoplasm of skin of left ear and external auricular canal	Diagnosis	ICD-10-CM
C44.291	Other specified malignant neoplasm of skin of unspecified ear and external auricular canal	Diagnosis	ICD-10-CM
C44.292	Other specified malignant neoplasm of skin of right ear and external auricular canal	Diagnosis	ICD-10-CM
C44.299	Other specified malignant neoplasm of skin of left ear and external auricular canal	Diagnosis	ICD-10-CM
C44.300	Unspecified malignant neoplasm of skin of unspecified part of face	Diagnosis	ICD-10-CM
C44.301	Unspecified malignant neoplasm of skin of nose	Diagnosis	ICD-10-CM
C44.309	Unspecified malignant neoplasm of skin of other parts of face	Diagnosis	ICD-10-CM
C44.390	Other specified malignant neoplasm of skin of unspecified parts of face	Diagnosis	ICD-10-CM
C44.391	Other specified malignant neoplasm of skin of nose	Diagnosis	ICD-10-CM

Appendix H. List of Healthcare Common Procedure Coding System (HCPCS), Current Procedural Terminology, Second Edition (CPT-2), Current Procedural Terminology, Fourth Edition (CPT-4), and International Classification of Diseases, Ninth and Tenth Revisions, Clinical Modification (ICD-9-CM and ICD-10-CM) Diagnosis and Procedure Codes Used to Define Baseline Characteristics in this Request

Code	Description	Code Category	Code Type
C44.399	Other specified malignant neoplasm of skin of other parts of face	Diagnosis	ICD-10-CM
C44.40	Unspecified malignant neoplasm of skin of scalp and neck	Diagnosis	ICD-10-CM
C44.49	Other specified malignant neoplasm of skin of scalp and neck	Diagnosis	ICD-10-CM
C44.500	Unspecified malignant neoplasm of anal skin	Diagnosis	ICD-10-CM
C44.501	Unspecified malignant neoplasm of skin of breast	Diagnosis	ICD-10-CM
C44.509	Unspecified malignant neoplasm of skin of other part of trunk	Diagnosis	ICD-10-CM
C44.590	Other specified malignant neoplasm of anal skin	Diagnosis	ICD-10-CM
C44.591	Other specified malignant neoplasm of skin of breast	Diagnosis	ICD-10-CM
C44.599	Other specified malignant neoplasm of skin of other part of trunk	Diagnosis	ICD-10-CM
C44.601	Unspecified malignant neoplasm of skin of unspecified upper limb, including shoulder	Diagnosis	ICD-10-CM
C44.602	Unspecified malignant neoplasm of skin of right upper limb, including shoulder	Diagnosis	ICD-10-CM
C44.609	Unspecified malignant neoplasm of skin of left upper limb, including shoulder	Diagnosis	ICD-10-CM
C44.691	Other specified malignant neoplasm of skin of unspecified upper limb, including shoulder	Diagnosis	ICD-10-CM
C44.692	Other specified malignant neoplasm of skin of right upper limb, including shoulder	Diagnosis	ICD-10-CM
C44.699	Other specified malignant neoplasm of skin of left upper limb, including shoulder	Diagnosis	ICD-10-CM
C44.701	Unspecified malignant neoplasm of skin of unspecified lower limb, including hip	Diagnosis	ICD-10-CM
C44.702	Unspecified malignant neoplasm of skin of right lower limb, including hip	Diagnosis	ICD-10-CM
C44.709	Unspecified malignant neoplasm of skin of left lower limb, including hip	Diagnosis	ICD-10-CM
C44.791	Other specified malignant neoplasm of skin of unspecified lower limb, including hip	Diagnosis	ICD-10-CM
C44.792	Other specified malignant neoplasm of skin of right lower limb, including hip	Diagnosis	ICD-10-CM
C44.799	Other specified malignant neoplasm of skin of left lower limb, including hip	Diagnosis	ICD-10-CM
C44.80	Unspecified malignant neoplasm of overlapping sites of skin	Diagnosis	ICD-10-CM
C44.89	Other specified malignant neoplasm of overlapping sites of skin	Diagnosis	ICD-10-CM
C44.90	Unspecified malignant neoplasm of skin, unspecified	Diagnosis	ICD-10-CM
C44.99	Other specified malignant neoplasm of skin, unspecified	Diagnosis	ICD-10-CM
C45.0	Mesothelioma of pleura	Diagnosis	ICD-10-CM
C45.1	Mesothelioma of peritoneum	Diagnosis	ICD-10-CM
C45.2	Mesothelioma of pericardium	Diagnosis	ICD-10-CM
C45.7	Mesothelioma of other sites	Diagnosis	ICD-10-CM
C45.9	Mesothelioma, unspecified	Diagnosis	ICD-10-CM
C46.0	Kaposi's sarcoma of skin	Diagnosis	ICD-10-CM
C46.1	Kaposi's sarcoma of soft tissue	Diagnosis	ICD-10-CM
C46.2	Kaposi's sarcoma of palate	Diagnosis	ICD-10-CM
C46.3	Kaposi's sarcoma of lymph nodes	Diagnosis	ICD-10-CM
C46.4	Kaposi's sarcoma of gastrointestinal sites	Diagnosis	ICD-10-CM
C46.50	Kaposi's sarcoma of unspecified lung	Diagnosis	ICD-10-CM
C46.51	Kaposi's sarcoma of right lung	Diagnosis	ICD-10-CM
C46.52	Kaposi's sarcoma of left lung	Diagnosis	ICD-10-CM
C46.7	Kaposi's sarcoma of other sites	Diagnosis	ICD-10-CM
C46.9	Kaposi's sarcoma, unspecified	Diagnosis	ICD-10-CM
C47.0	Malignant neoplasm of peripheral nerves of head, face and neck	Diagnosis	ICD-10-CM

Appendix H. List of Healthcare Common Procedure Coding System (HCPCS), Current Procedural Terminology, Second Edition (CPT-2), Current Procedural Terminology, Fourth Edition (CPT-4), and International Classification of Diseases, Ninth and Tenth Revisions, Clinical Modification (ICD-9-CM and ICD-10-CM) Diagnosis and Procedure Codes Used to Define Baseline Characteristics in this Request

Code	Description	Code Category	Code Type
C47.10	Malignant neoplasm of peripheral nerves of unspecified upper limb, including shoulder	Diagnosis	ICD-10-CM
C47.11	Malignant neoplasm of peripheral nerves of right upper limb, including shoulder	Diagnosis	ICD-10-CM
C47.12	Malignant neoplasm of peripheral nerves of left upper limb, including shoulder	Diagnosis	ICD-10-CM
C47.20	Malignant neoplasm of peripheral nerves of unspecified lower limb, including hip	Diagnosis	ICD-10-CM
C47.21	Malignant neoplasm of peripheral nerves of right lower limb, including hip	Diagnosis	ICD-10-CM
C47.22	Malignant neoplasm of peripheral nerves of left lower limb, including hip	Diagnosis	ICD-10-CM
C47.3	Malignant neoplasm of peripheral nerves of thorax	Diagnosis	ICD-10-CM
C47.4	Malignant neoplasm of peripheral nerves of abdomen	Diagnosis	ICD-10-CM
C47.5	Malignant neoplasm of peripheral nerves of pelvis	Diagnosis	ICD-10-CM
C47.6	Malignant neoplasm of peripheral nerves of trunk, unspecified	Diagnosis	ICD-10-CM
C47.8	Malignant neoplasm of overlapping sites of peripheral nerves and autonomic nervous system	Diagnosis	ICD-10-CM
C47.9	Malignant neoplasm of peripheral nerves and autonomic nervous system, unspecified	Diagnosis	ICD-10-CM
C48.0	Malignant neoplasm of retroperitoneum	Diagnosis	ICD-10-CM
C48.1	Malignant neoplasm of specified parts of peritoneum	Diagnosis	ICD-10-CM
C48.2	Malignant neoplasm of peritoneum, unspecified	Diagnosis	ICD-10-CM
C48.8	Malignant neoplasm of overlapping sites of retroperitoneum and peritoneum	Diagnosis	ICD-10-CM
C49.0	Malignant neoplasm of connective and soft tissue of head, face and neck	Diagnosis	ICD-10-CM
C49.10	Malignant neoplasm of connective and soft tissue of unspecified upper limb, including shoulder	Diagnosis	ICD-10-CM
C49.11	Malignant neoplasm of connective and soft tissue of right upper limb, including shoulder	Diagnosis	ICD-10-CM
C49.12	Malignant neoplasm of connective and soft tissue of left upper limb, including shoulder	Diagnosis	ICD-10-CM
C49.20	Malignant neoplasm of connective and soft tissue of unspecified lower limb, including hip	Diagnosis	ICD-10-CM
C49.21	Malignant neoplasm of connective and soft tissue of right lower limb, including hip	Diagnosis	ICD-10-CM
C49.22	Malignant neoplasm of connective and soft tissue of left lower limb, including hip	Diagnosis	ICD-10-CM
C49.3	Malignant neoplasm of connective and soft tissue of thorax	Diagnosis	ICD-10-CM
C49.4	Malignant neoplasm of connective and soft tissue of abdomen	Diagnosis	ICD-10-CM
C49.5	Malignant neoplasm of connective and soft tissue of pelvis	Diagnosis	ICD-10-CM
C49.6	Malignant neoplasm of connective and soft tissue of trunk, unspecified	Diagnosis	ICD-10-CM
C49.8	Malignant neoplasm of overlapping sites of connective and soft tissue	Diagnosis	ICD-10-CM
C49.9	Malignant neoplasm of connective and soft tissue, unspecified	Diagnosis	ICD-10-CM
C49.A0	Gastrointestinal stromal tumor, unspecified site	Diagnosis	ICD-10-CM
C49.A1	Gastrointestinal stromal tumor of esophagus	Diagnosis	ICD-10-CM
C49.A2	Gastrointestinal stromal tumor of stomach	Diagnosis	ICD-10-CM
C49.A3	Gastrointestinal stromal tumor of small intestine	Diagnosis	ICD-10-CM
C49.A4	Gastrointestinal stromal tumor of large intestine	Diagnosis	ICD-10-CM
C49.A5	Gastrointestinal stromal tumor of rectum	Diagnosis	ICD-10-CM
C49.A9	Gastrointestinal stromal tumor of other sites	Diagnosis	ICD-10-CM
C4A.0	Merkel cell carcinoma of lip	Diagnosis	ICD-10-CM
C4A.10	Merkel cell carcinoma of unspecified eyelid, including canthus	Diagnosis	ICD-10-CM

Appendix H. List of Healthcare Common Procedure Coding System (HCPCS), Current Procedural Terminology, Second Edition (CPT-2), Current Procedural Terminology, Fourth Edition (CPT-4), and International Classification of Diseases, Ninth and Tenth Revisions, Clinical Modification (ICD-9-CM and ICD-10-CM) Diagnosis and Procedure Codes Used to Define Baseline Characteristics in this Request

Code	Description	Code Category	Code Type
C4A.11	Merkel cell carcinoma of right eyelid, including canthus	Diagnosis	ICD-10-CM
C4A.12	Merkel cell carcinoma of left eyelid, including canthus	Diagnosis	ICD-10-CM
C4A.20	Merkel cell carcinoma of unspecified ear and external auricular canal	Diagnosis	ICD-10-CM
C4A.21	Merkel cell carcinoma of right ear and external auricular canal	Diagnosis	ICD-10-CM
C4A.22	Merkel cell carcinoma of left ear and external auricular canal	Diagnosis	ICD-10-CM
C4A.30	Merkel cell carcinoma of unspecified part of face	Diagnosis	ICD-10-CM
C4A.31	Merkel cell carcinoma of nose	Diagnosis	ICD-10-CM
C4A.39	Merkel cell carcinoma of other parts of face	Diagnosis	ICD-10-CM
C4A.4	Merkel cell carcinoma of scalp and neck	Diagnosis	ICD-10-CM
C4A.51	Merkel cell carcinoma of anal skin	Diagnosis	ICD-10-CM
C4A.52	Merkel cell carcinoma of skin of breast	Diagnosis	ICD-10-CM
C4A.59	Merkel cell carcinoma of other part of trunk	Diagnosis	ICD-10-CM
C4A.60	Merkel cell carcinoma of unspecified upper limb, including shoulder	Diagnosis	ICD-10-CM
C4A.61	Merkel cell carcinoma of right upper limb, including shoulder	Diagnosis	ICD-10-CM
C4A.62	Merkel cell carcinoma of left upper limb, including shoulder	Diagnosis	ICD-10-CM
C4A.70	Merkel cell carcinoma of unspecified lower limb, including hip	Diagnosis	ICD-10-CM
C4A.71	Merkel cell carcinoma of right lower limb, including hip	Diagnosis	ICD-10-CM
C4A.72	Merkel cell carcinoma of left lower limb, including hip	Diagnosis	ICD-10-CM
C4A.8	Merkel cell carcinoma of overlapping sites	Diagnosis	ICD-10-CM
C4A.9	Merkel cell carcinoma, unspecified	Diagnosis	ICD-10-CM
C50.011	Malignant neoplasm of nipple and areola, right female breast	Diagnosis	ICD-10-CM
C50.012	Malignant neoplasm of nipple and areola, left female breast	Diagnosis	ICD-10-CM
C50.019	Malignant neoplasm of nipple and areola, unspecified female breast	Diagnosis	ICD-10-CM
C50.021	Malignant neoplasm of nipple and areola, right male breast	Diagnosis	ICD-10-CM
C50.022	Malignant neoplasm of nipple and areola, left male breast	Diagnosis	ICD-10-CM
C50.029	Malignant neoplasm of nipple and areola, unspecified male breast	Diagnosis	ICD-10-CM
C50.111	Malignant neoplasm of central portion of right female breast	Diagnosis	ICD-10-CM
C50.112	Malignant neoplasm of central portion of left female breast	Diagnosis	ICD-10-CM
C50.119	Malignant neoplasm of central portion of unspecified female breast	Diagnosis	ICD-10-CM
C50.121	Malignant neoplasm of central portion of right male breast	Diagnosis	ICD-10-CM
C50.122	Malignant neoplasm of central portion of left male breast	Diagnosis	ICD-10-CM
C50.129	Malignant neoplasm of central portion of unspecified male breast	Diagnosis	ICD-10-CM
C50.211	Malignant neoplasm of upper-inner quadrant of right female breast	Diagnosis	ICD-10-CM
C50.212	Malignant neoplasm of upper-inner quadrant of left female breast	Diagnosis	ICD-10-CM
C50.219	Malignant neoplasm of upper-inner quadrant of unspecified female breast	Diagnosis	ICD-10-CM
C50.221	Malignant neoplasm of upper-inner quadrant of right male breast	Diagnosis	ICD-10-CM
C50.222	Malignant neoplasm of upper-inner quadrant of left male breast	Diagnosis	ICD-10-CM
C50.229	Malignant neoplasm of upper-inner quadrant of unspecified male breast	Diagnosis	ICD-10-CM
C50.311	Malignant neoplasm of lower-inner quadrant of right female breast	Diagnosis	ICD-10-CM
C50.312	Malignant neoplasm of lower-inner quadrant of left female breast	Diagnosis	ICD-10-CM
C50.319	Malignant neoplasm of lower-inner quadrant of unspecified female breast	Diagnosis	ICD-10-CM
C50.321	Malignant neoplasm of lower-inner quadrant of right male breast	Diagnosis	ICD-10-CM

Appendix H. List of Healthcare Common Procedure Coding System (HCPCS), Current Procedural Terminology, Second Edition (CPT-2), Current Procedural Terminology, Fourth Edition (CPT-4), and International Classification of Diseases, Ninth and Tenth Revisions, Clinical Modification (ICD-9-CM and ICD-10-CM) Diagnosis and Procedure Codes Used to Define Baseline Characteristics in this Request

Code	Description	Code Category	Code Type
C50.322	Malignant neoplasm of lower-inner quadrant of left male breast	Diagnosis	ICD-10-CM
C50.329	Malignant neoplasm of lower-inner quadrant of unspecified male breast	Diagnosis	ICD-10-CM
C50.411	Malignant neoplasm of upper-outer quadrant of right female breast	Diagnosis	ICD-10-CM
C50.412	Malignant neoplasm of upper-outer quadrant of left female breast	Diagnosis	ICD-10-CM
C50.419	Malignant neoplasm of upper-outer quadrant of unspecified female breast	Diagnosis	ICD-10-CM
C50.421	Malignant neoplasm of upper-outer quadrant of right male breast	Diagnosis	ICD-10-CM
C50.422	Malignant neoplasm of upper-outer quadrant of left male breast	Diagnosis	ICD-10-CM
C50.429	Malignant neoplasm of upper-outer quadrant of unspecified male breast	Diagnosis	ICD-10-CM
C50.511	Malignant neoplasm of lower-outer quadrant of right female breast	Diagnosis	ICD-10-CM
C50.512	Malignant neoplasm of lower-outer quadrant of left female breast	Diagnosis	ICD-10-CM
C50.519	Malignant neoplasm of lower-outer quadrant of unspecified female breast	Diagnosis	ICD-10-CM
C50.521	Malignant neoplasm of lower-outer quadrant of right male breast	Diagnosis	ICD-10-CM
C50.522	Malignant neoplasm of lower-outer quadrant of left male breast	Diagnosis	ICD-10-CM
C50.529	Malignant neoplasm of lower-outer quadrant of unspecified male breast	Diagnosis	ICD-10-CM
C50.611	Malignant neoplasm of axillary tail of right female breast	Diagnosis	ICD-10-CM
C50.612	Malignant neoplasm of axillary tail of left female breast	Diagnosis	ICD-10-CM
C50.619	Malignant neoplasm of axillary tail of unspecified female breast	Diagnosis	ICD-10-CM
C50.621	Malignant neoplasm of axillary tail of right male breast	Diagnosis	ICD-10-CM
C50.622	Malignant neoplasm of axillary tail of left male breast	Diagnosis	ICD-10-CM
C50.629	Malignant neoplasm of axillary tail of unspecified male breast	Diagnosis	ICD-10-CM
C50.811	Malignant neoplasm of overlapping sites of right female breast	Diagnosis	ICD-10-CM
C50.812	Malignant neoplasm of overlapping sites of left female breast	Diagnosis	ICD-10-CM
C50.819	Malignant neoplasm of overlapping sites of unspecified female breast	Diagnosis	ICD-10-CM
C50.821	Malignant neoplasm of overlapping sites of right male breast	Diagnosis	ICD-10-CM
C50.822	Malignant neoplasm of overlapping sites of left male breast	Diagnosis	ICD-10-CM
C50.829	Malignant neoplasm of overlapping sites of unspecified male breast	Diagnosis	ICD-10-CM
C50.911	Malignant neoplasm of unspecified site of right female breast	Diagnosis	ICD-10-CM
C50.912	Malignant neoplasm of unspecified site of left female breast	Diagnosis	ICD-10-CM
C50.919	Malignant neoplasm of unspecified site of unspecified female breast	Diagnosis	ICD-10-CM
C50.921	Malignant neoplasm of unspecified site of right male breast	Diagnosis	ICD-10-CM
C50.922	Malignant neoplasm of unspecified site of left male breast	Diagnosis	ICD-10-CM
C50.929	Malignant neoplasm of unspecified site of unspecified male breast	Diagnosis	ICD-10-CM
C51.0	Malignant neoplasm of labium majus	Diagnosis	ICD-10-CM
C51.1	Malignant neoplasm of labium minus	Diagnosis	ICD-10-CM
C51.2	Malignant neoplasm of clitoris	Diagnosis	ICD-10-CM
C51.8	Malignant neoplasm of overlapping sites of vulva	Diagnosis	ICD-10-CM
C51.9	Malignant neoplasm of vulva, unspecified	Diagnosis	ICD-10-CM
C52	Malignant neoplasm of vagina	Diagnosis	ICD-10-CM
C53.0	Malignant neoplasm of endocervix	Diagnosis	ICD-10-CM
C53.1	Malignant neoplasm of exocervix	Diagnosis	ICD-10-CM
C53.8	Malignant neoplasm of overlapping sites of cervix uteri	Diagnosis	ICD-10-CM
C53.9	Malignant neoplasm of cervix uteri, unspecified	Diagnosis	ICD-10-CM

Appendix H. List of Healthcare Common Procedure Coding System (HCPCS), Current Procedural Terminology, Second Edition (CPT-2), Current Procedural Terminology, Fourth Edition (CPT-4), and International Classification of Diseases, Ninth and Tenth Revisions, Clinical Modification (ICD-9-CM and ICD-10-CM) Diagnosis and Procedure Codes Used to Define Baseline Characteristics in this Request

Code	Description	Code Category	Code Type
C54.0	Malignant neoplasm of isthmus uteri	Diagnosis	ICD-10-CM
C54.1	Malignant neoplasm of endometrium	Diagnosis	ICD-10-CM
C54.2	Malignant neoplasm of myometrium	Diagnosis	ICD-10-CM
C54.3	Malignant neoplasm of fundus uteri	Diagnosis	ICD-10-CM
C54.8	Malignant neoplasm of overlapping sites of corpus uteri	Diagnosis	ICD-10-CM
C54.9	Malignant neoplasm of corpus uteri, unspecified	Diagnosis	ICD-10-CM
C55	Malignant neoplasm of uterus, part unspecified	Diagnosis	ICD-10-CM
C56.1	Malignant neoplasm of right ovary	Diagnosis	ICD-10-CM
C56.2	Malignant neoplasm of left ovary	Diagnosis	ICD-10-CM
C56.9	Malignant neoplasm of unspecified ovary	Diagnosis	ICD-10-CM
C57.00	Malignant neoplasm of unspecified fallopian tube	Diagnosis	ICD-10-CM
C57.01	Malignant neoplasm of right fallopian tube	Diagnosis	ICD-10-CM
C57.02	Malignant neoplasm of left fallopian tube	Diagnosis	ICD-10-CM
C57.10	Malignant neoplasm of unspecified broad ligament	Diagnosis	ICD-10-CM
C57.11	Malignant neoplasm of right broad ligament	Diagnosis	ICD-10-CM
C57.12	Malignant neoplasm of left broad ligament	Diagnosis	ICD-10-CM
C57.20	Malignant neoplasm of unspecified round ligament	Diagnosis	ICD-10-CM
C57.21	Malignant neoplasm of right round ligament	Diagnosis	ICD-10-CM
C57.22	Malignant neoplasm of left round ligament	Diagnosis	ICD-10-CM
C57.3	Malignant neoplasm of parametrium	Diagnosis	ICD-10-CM
C57.4	Malignant neoplasm of uterine adnexa, unspecified	Diagnosis	ICD-10-CM
C57.7	Malignant neoplasm of other specified female genital organs	Diagnosis	ICD-10-CM
C57.8	Malignant neoplasm of overlapping sites of female genital organs	Diagnosis	ICD-10-CM
C57.9	Malignant neoplasm of female genital organ, unspecified	Diagnosis	ICD-10-CM
C58	Malignant neoplasm of placenta	Diagnosis	ICD-10-CM
C60.0	Malignant neoplasm of prepuce	Diagnosis	ICD-10-CM
C60.1	Malignant neoplasm of glans penis	Diagnosis	ICD-10-CM
C60.2	Malignant neoplasm of body of penis	Diagnosis	ICD-10-CM
C60.8	Malignant neoplasm of overlapping sites of penis	Diagnosis	ICD-10-CM
C60.9	Malignant neoplasm of penis, unspecified	Diagnosis	ICD-10-CM
C61	Malignant neoplasm of prostate	Diagnosis	ICD-10-CM
C62.00	Malignant neoplasm of unspecified undescended testis	Diagnosis	ICD-10-CM
C62.01	Malignant neoplasm of undescended right testis	Diagnosis	ICD-10-CM
C62.02	Malignant neoplasm of undescended left testis	Diagnosis	ICD-10-CM
C62.10	Malignant neoplasm of unspecified descended testis	Diagnosis	ICD-10-CM
C62.11	Malignant neoplasm of descended right testis	Diagnosis	ICD-10-CM
C62.12	Malignant neoplasm of descended left testis	Diagnosis	ICD-10-CM
C62.90	Malignant neoplasm of unspecified testis, unspecified whether descended or undescended	Diagnosis	ICD-10-CM
C62.91	Malignant neoplasm of right testis, unspecified whether descended or undescended	Diagnosis	ICD-10-CM
C62.92	Malignant neoplasm of left testis, unspecified whether descended or undescended	Diagnosis	ICD-10-CM
C63.00	Malignant neoplasm of unspecified epididymis	Diagnosis	ICD-10-CM

Appendix H. List of Healthcare Common Procedure Coding System (HCPCS), Current Procedural Terminology, Second Edition (CPT-2), Current Procedural Terminology, Fourth Edition (CPT-4), and International Classification of Diseases, Ninth and Tenth Revisions, Clinical Modification (ICD-9-CM and ICD-10-CM) Diagnosis and Procedure Codes Used to Define Baseline Characteristics in this Request

Code	Description	Code Category	Code Type
C63.01	Malignant neoplasm of right epididymis	Diagnosis	ICD-10-CM
C63.02	Malignant neoplasm of left epididymis	Diagnosis	ICD-10-CM
C63.10	Malignant neoplasm of unspecified spermatic cord	Diagnosis	ICD-10-CM
C63.11	Malignant neoplasm of right spermatic cord	Diagnosis	ICD-10-CM
C63.12	Malignant neoplasm of left spermatic cord	Diagnosis	ICD-10-CM
C63.2	Malignant neoplasm of scrotum	Diagnosis	ICD-10-CM
C63.7	Malignant neoplasm of other specified male genital organs	Diagnosis	ICD-10-CM
C63.8	Malignant neoplasm of overlapping sites of male genital organs	Diagnosis	ICD-10-CM
C63.9	Malignant neoplasm of male genital organ, unspecified	Diagnosis	ICD-10-CM
C64.1	Malignant neoplasm of right kidney, except renal pelvis	Diagnosis	ICD-10-CM
C64.2	Malignant neoplasm of left kidney, except renal pelvis	Diagnosis	ICD-10-CM
C64.9	Malignant neoplasm of unspecified kidney, except renal pelvis	Diagnosis	ICD-10-CM
C65.1	Malignant neoplasm of right renal pelvis	Diagnosis	ICD-10-CM
C65.2	Malignant neoplasm of left renal pelvis	Diagnosis	ICD-10-CM
C65.9	Malignant neoplasm of unspecified renal pelvis	Diagnosis	ICD-10-CM
C66.1	Malignant neoplasm of right ureter	Diagnosis	ICD-10-CM
C66.2	Malignant neoplasm of left ureter	Diagnosis	ICD-10-CM
C66.9	Malignant neoplasm of unspecified ureter	Diagnosis	ICD-10-CM
C67.0	Malignant neoplasm of trigone of bladder	Diagnosis	ICD-10-CM
C67.1	Malignant neoplasm of dome of bladder	Diagnosis	ICD-10-CM
C67.2	Malignant neoplasm of lateral wall of bladder	Diagnosis	ICD-10-CM
C67.3	Malignant neoplasm of anterior wall of bladder	Diagnosis	ICD-10-CM
C67.4	Malignant neoplasm of posterior wall of bladder	Diagnosis	ICD-10-CM
C67.5	Malignant neoplasm of bladder neck	Diagnosis	ICD-10-CM
C67.6	Malignant neoplasm of ureteric orifice	Diagnosis	ICD-10-CM
C67.7	Malignant neoplasm of urachus	Diagnosis	ICD-10-CM
C67.8	Malignant neoplasm of overlapping sites of bladder	Diagnosis	ICD-10-CM
C67.9	Malignant neoplasm of bladder, unspecified	Diagnosis	ICD-10-CM
C68.0	Malignant neoplasm of urethra	Diagnosis	ICD-10-CM
C68.1	Malignant neoplasm of paraurethral glands	Diagnosis	ICD-10-CM
C68.8	Malignant neoplasm of overlapping sites of urinary organs	Diagnosis	ICD-10-CM
C68.9	Malignant neoplasm of urinary organ, unspecified	Diagnosis	ICD-10-CM
C69.00	Malignant neoplasm of unspecified conjunctiva	Diagnosis	ICD-10-CM
C69.01	Malignant neoplasm of right conjunctiva	Diagnosis	ICD-10-CM
C69.02	Malignant neoplasm of left conjunctiva	Diagnosis	ICD-10-CM
C69.10	Malignant neoplasm of unspecified cornea	Diagnosis	ICD-10-CM
C69.11	Malignant neoplasm of right cornea	Diagnosis	ICD-10-CM
C69.12	Malignant neoplasm of left cornea	Diagnosis	ICD-10-CM
C69.20	Malignant neoplasm of unspecified retina	Diagnosis	ICD-10-CM
C69.21	Malignant neoplasm of right retina	Diagnosis	ICD-10-CM
C69.22	Malignant neoplasm of left retina	Diagnosis	ICD-10-CM
C69.30	Malignant neoplasm of unspecified choroid	Diagnosis	ICD-10-CM

Appendix H. List of Healthcare Common Procedure Coding System (HCPCS), Current Procedural Terminology, Second Edition (CPT-2), Current Procedural Terminology, Fourth Edition (CPT-4), and International Classification of Diseases, Ninth and Tenth Revisions, Clinical Modification (ICD-9-CM and ICD-10-CM) Diagnosis and Procedure Codes Used to Define Baseline Characteristics in this Request

Code	Description	Code Category	Code Type
C69.31	Malignant neoplasm of right choroid	Diagnosis	ICD-10-CM
C69.32	Malignant neoplasm of left choroid	Diagnosis	ICD-10-CM
C69.40	Malignant neoplasm of unspecified ciliary body	Diagnosis	ICD-10-CM
C69.41	Malignant neoplasm of right ciliary body	Diagnosis	ICD-10-CM
C69.42	Malignant neoplasm of left ciliary body	Diagnosis	ICD-10-CM
C69.50	Malignant neoplasm of unspecified lacrimal gland and duct	Diagnosis	ICD-10-CM
C69.51	Malignant neoplasm of right lacrimal gland and duct	Diagnosis	ICD-10-CM
C69.52	Malignant neoplasm of left lacrimal gland and duct	Diagnosis	ICD-10-CM
C69.60	Malignant neoplasm of unspecified orbit	Diagnosis	ICD-10-CM
C69.61	Malignant neoplasm of right orbit	Diagnosis	ICD-10-CM
C69.62	Malignant neoplasm of left orbit	Diagnosis	ICD-10-CM
C69.80	Malignant neoplasm of overlapping sites of unspecified eye and adnexa	Diagnosis	ICD-10-CM
C69.81	Malignant neoplasm of overlapping sites of right eye and adnexa	Diagnosis	ICD-10-CM
C69.82	Malignant neoplasm of overlapping sites of left eye and adnexa	Diagnosis	ICD-10-CM
C69.90	Malignant neoplasm of unspecified site of unspecified eye	Diagnosis	ICD-10-CM
C69.91	Malignant neoplasm of unspecified site of right eye	Diagnosis	ICD-10-CM
C69.92	Malignant neoplasm of unspecified site of left eye	Diagnosis	ICD-10-CM
C70.0	Malignant neoplasm of cerebral meninges	Diagnosis	ICD-10-CM
C70.1	Malignant neoplasm of spinal meninges	Diagnosis	ICD-10-CM
C70.9	Malignant neoplasm of meninges, unspecified	Diagnosis	ICD-10-CM
C71.0	Malignant neoplasm of cerebrum, except lobes and ventricles	Diagnosis	ICD-10-CM
C71.1	Malignant neoplasm of frontal lobe	Diagnosis	ICD-10-CM
C71.2	Malignant neoplasm of temporal lobe	Diagnosis	ICD-10-CM
C71.3	Malignant neoplasm of parietal lobe	Diagnosis	ICD-10-CM
C71.4	Malignant neoplasm of occipital lobe	Diagnosis	ICD-10-CM
C71.5	Malignant neoplasm of cerebral ventricle	Diagnosis	ICD-10-CM
C71.6	Malignant neoplasm of cerebellum	Diagnosis	ICD-10-CM
C71.7	Malignant neoplasm of brain stem	Diagnosis	ICD-10-CM
C71.8	Malignant neoplasm of overlapping sites of brain	Diagnosis	ICD-10-CM
C71.9	Malignant neoplasm of brain, unspecified	Diagnosis	ICD-10-CM
C72.0	Malignant neoplasm of spinal cord	Diagnosis	ICD-10-CM
C72.1	Malignant neoplasm of cauda equina	Diagnosis	ICD-10-CM
C72.20	Malignant neoplasm of unspecified olfactory nerve	Diagnosis	ICD-10-CM
C72.21	Malignant neoplasm of right olfactory nerve	Diagnosis	ICD-10-CM
C72.22	Malignant neoplasm of left olfactory nerve	Diagnosis	ICD-10-CM
C72.30	Malignant neoplasm of unspecified optic nerve	Diagnosis	ICD-10-CM
C72.31	Malignant neoplasm of right optic nerve	Diagnosis	ICD-10-CM
C72.32	Malignant neoplasm of left optic nerve	Diagnosis	ICD-10-CM
C72.40	Malignant neoplasm of unspecified acoustic nerve	Diagnosis	ICD-10-CM
C72.41	Malignant neoplasm of right acoustic nerve	Diagnosis	ICD-10-CM
C72.42	Malignant neoplasm of left acoustic nerve	Diagnosis	ICD-10-CM
C72.50	Malignant neoplasm of unspecified cranial nerve	Diagnosis	ICD-10-CM

Appendix H. List of Healthcare Common Procedure Coding System (HCPCS), Current Procedural Terminology, Second Edition (CPT-2), Current Procedural Terminology, Fourth Edition (CPT-4), and International Classification of Diseases, Ninth and Tenth Revisions, Clinical Modification (ICD-9-CM and ICD-10-CM) Diagnosis and Procedure Codes Used to Define Baseline Characteristics in this Request

Code	Description	Code Category	Code Type
C72.59	Malignant neoplasm of other cranial nerves	Diagnosis	ICD-10-CM
C72.9	Malignant neoplasm of central nervous system, unspecified	Diagnosis	ICD-10-CM
C73	Malignant neoplasm of thyroid gland	Diagnosis	ICD-10-CM
C74.00	Malignant neoplasm of cortex of unspecified adrenal gland	Diagnosis	ICD-10-CM
C74.01	Malignant neoplasm of cortex of right adrenal gland	Diagnosis	ICD-10-CM
C74.02	Malignant neoplasm of cortex of left adrenal gland	Diagnosis	ICD-10-CM
C74.10	Malignant neoplasm of medulla of unspecified adrenal gland	Diagnosis	ICD-10-CM
C74.11	Malignant neoplasm of medulla of right adrenal gland	Diagnosis	ICD-10-CM
C74.12	Malignant neoplasm of medulla of left adrenal gland	Diagnosis	ICD-10-CM
C74.90	Malignant neoplasm of unspecified part of unspecified adrenal gland	Diagnosis	ICD-10-CM
C74.91	Malignant neoplasm of unspecified part of right adrenal gland	Diagnosis	ICD-10-CM
C74.92	Malignant neoplasm of unspecified part of left adrenal gland	Diagnosis	ICD-10-CM
C75.0	Malignant neoplasm of parathyroid gland	Diagnosis	ICD-10-CM
C75.1	Malignant neoplasm of pituitary gland	Diagnosis	ICD-10-CM
C75.2	Malignant neoplasm of craniopharyngeal duct	Diagnosis	ICD-10-CM
C75.3	Malignant neoplasm of pineal gland	Diagnosis	ICD-10-CM
C75.4	Malignant neoplasm of carotid body	Diagnosis	ICD-10-CM
C75.5	Malignant neoplasm of aortic body and other paraganglia	Diagnosis	ICD-10-CM
C75.8	Malignant neoplasm with pluriglandular involvement, unspecified	Diagnosis	ICD-10-CM
C75.9	Malignant neoplasm of endocrine gland, unspecified	Diagnosis	ICD-10-CM
C76.0	Malignant neoplasm of head, face and neck	Diagnosis	ICD-10-CM
C76.1	Malignant neoplasm of thorax	Diagnosis	ICD-10-CM
C76.2	Malignant neoplasm of abdomen	Diagnosis	ICD-10-CM
C76.3	Malignant neoplasm of pelvis	Diagnosis	ICD-10-CM
C76.40	Malignant neoplasm of unspecified upper limb	Diagnosis	ICD-10-CM
C76.41	Malignant neoplasm of right upper limb	Diagnosis	ICD-10-CM
C76.42	Malignant neoplasm of left upper limb	Diagnosis	ICD-10-CM
C76.50	Malignant neoplasm of unspecified lower limb	Diagnosis	ICD-10-CM
C76.51	Malignant neoplasm of right lower limb	Diagnosis	ICD-10-CM
C76.52	Malignant neoplasm of left lower limb	Diagnosis	ICD-10-CM
C76.8	Malignant neoplasm of other specified ill-defined sites	Diagnosis	ICD-10-CM
C77.0	Secondary and unspecified malignant neoplasm of lymph nodes of head, face and neck	Diagnosis	ICD-10-CM
C77.1	Secondary and unspecified malignant neoplasm of intrathoracic lymph nodes	Diagnosis	ICD-10-CM
C77.2	Secondary and unspecified malignant neoplasm of intra-abdominal lymph nodes	Diagnosis	ICD-10-CM
C77.3	Secondary and unspecified malignant neoplasm of axilla and upper limb lymph nodes	Diagnosis	ICD-10-CM
C77.4	Secondary and unspecified malignant neoplasm of inguinal and lower limb lymph nodes	Diagnosis	ICD-10-CM
C77.5	Secondary and unspecified malignant neoplasm of intrapelvic lymph nodes	Diagnosis	ICD-10-CM
C77.8	Secondary and unspecified malignant neoplasm of lymph nodes of multiple regions	Diagnosis	ICD-10-CM
C77.9	Secondary and unspecified malignant neoplasm of lymph node, unspecified	Diagnosis	ICD-10-CM
C78.00	Secondary malignant neoplasm of unspecified lung	Diagnosis	ICD-10-CM
C78.01	Secondary malignant neoplasm of right lung	Diagnosis	ICD-10-CM
C78.02	Secondary malignant neoplasm of left lung	Diagnosis	ICD-10-CM

Appendix H. List of Healthcare Common Procedure Coding System (HCPCS), Current Procedural Terminology, Second Edition (CPT-2), Current Procedural Terminology, Fourth Edition (CPT-4), and International Classification of Diseases, Ninth and Tenth Revisions, Clinical Modification (ICD-9-CM and ICD-10-CM) Diagnosis and Procedure Codes Used to Define Baseline Characteristics in this Request

Code	Description	Code Category	Code Type
C78.1	Secondary malignant neoplasm of mediastinum	Diagnosis	ICD-10-CM
C78.2	Secondary malignant neoplasm of pleura	Diagnosis	ICD-10-CM
C78.30	Secondary malignant neoplasm of unspecified respiratory organ	Diagnosis	ICD-10-CM
C78.39	Secondary malignant neoplasm of other respiratory organs	Diagnosis	ICD-10-CM
C78.4	Secondary malignant neoplasm of small intestine	Diagnosis	ICD-10-CM
C78.5	Secondary malignant neoplasm of large intestine and rectum	Diagnosis	ICD-10-CM
C78.6	Secondary malignant neoplasm of retroperitoneum and peritoneum	Diagnosis	ICD-10-CM
C78.7	Secondary malignant neoplasm of liver and intrahepatic bile duct	Diagnosis	ICD-10-CM
C78.80	Secondary malignant neoplasm of unspecified digestive organ	Diagnosis	ICD-10-CM
C78.89	Secondary malignant neoplasm of other digestive organs	Diagnosis	ICD-10-CM
C79.00	Secondary malignant neoplasm of unspecified kidney and renal pelvis	Diagnosis	ICD-10-CM
C79.01	Secondary malignant neoplasm of right kidney and renal pelvis	Diagnosis	ICD-10-CM
C79.02	Secondary malignant neoplasm of left kidney and renal pelvis	Diagnosis	ICD-10-CM
C79.10	Secondary malignant neoplasm of unspecified urinary organs	Diagnosis	ICD-10-CM
C79.11	Secondary malignant neoplasm of bladder	Diagnosis	ICD-10-CM
C79.19	Secondary malignant neoplasm of other urinary organs	Diagnosis	ICD-10-CM
C79.2	Secondary malignant neoplasm of skin	Diagnosis	ICD-10-CM
C79.31	Secondary malignant neoplasm of brain	Diagnosis	ICD-10-CM
C79.32	Secondary malignant neoplasm of cerebral meninges	Diagnosis	ICD-10-CM
C79.40	Secondary malignant neoplasm of unspecified part of nervous system	Diagnosis	ICD-10-CM
C79.49	Secondary malignant neoplasm of other parts of nervous system	Diagnosis	ICD-10-CM
C79.51	Secondary malignant neoplasm of bone	Diagnosis	ICD-10-CM
C79.52	Secondary malignant neoplasm of bone marrow	Diagnosis	ICD-10-CM
C79.60	Secondary malignant neoplasm of unspecified ovary	Diagnosis	ICD-10-CM
C79.61	Secondary malignant neoplasm of right ovary	Diagnosis	ICD-10-CM
C79.62	Secondary malignant neoplasm of left ovary	Diagnosis	ICD-10-CM
C79.70	Secondary malignant neoplasm of unspecified adrenal gland	Diagnosis	ICD-10-CM
C79.71	Secondary malignant neoplasm of right adrenal gland	Diagnosis	ICD-10-CM
C79.72	Secondary malignant neoplasm of left adrenal gland	Diagnosis	ICD-10-CM
C79.81	Secondary malignant neoplasm of breast	Diagnosis	ICD-10-CM
C79.82	Secondary malignant neoplasm of genital organs	Diagnosis	ICD-10-CM
C79.89	Secondary malignant neoplasm of other specified sites	Diagnosis	ICD-10-CM
C79.9	Secondary malignant neoplasm of unspecified site	Diagnosis	ICD-10-CM
C7A.00	Malignant carcinoid tumor of unspecified site	Diagnosis	ICD-10-CM
C7A.010	Malignant carcinoid tumor of the duodenum	Diagnosis	ICD-10-CM
C7A.011	Malignant carcinoid tumor of the jejunum	Diagnosis	ICD-10-CM
C7A.012	Malignant carcinoid tumor of the ileum	Diagnosis	ICD-10-CM
C7A.019	Malignant carcinoid tumor of the small intestine, unspecified portion	Diagnosis	ICD-10-CM
C7A.020	Malignant carcinoid tumor of the appendix	Diagnosis	ICD-10-CM
C7A.021	Malignant carcinoid tumor of the cecum	Diagnosis	ICD-10-CM
C7A.022	Malignant carcinoid tumor of the ascending colon	Diagnosis	ICD-10-CM
C7A.023	Malignant carcinoid tumor of the transverse colon	Diagnosis	ICD-10-CM

Appendix H. List of Healthcare Common Procedure Coding System (HCPCS), Current Procedural Terminology, Second Edition (CPT-2), Current Procedural Terminology, Fourth Edition (CPT-4), and International Classification of Diseases, Ninth and Tenth Revisions, Clinical Modification (ICD-9-CM and ICD-10-CM) Diagnosis and Procedure Codes Used to Define Baseline Characteristics in this Request

Code	Description	Code Category	Code Type
C7A.024	Malignant carcinoid tumor of the descending colon	Diagnosis	ICD-10-CM
C7A.025	Malignant carcinoid tumor of the sigmoid colon	Diagnosis	ICD-10-CM
C7A.026	Malignant carcinoid tumor of the rectum	Diagnosis	ICD-10-CM
C7A.029	Malignant carcinoid tumor of the large intestine, unspecified portion	Diagnosis	ICD-10-CM
C7A.090	Malignant carcinoid tumor of the bronchus and lung	Diagnosis	ICD-10-CM
C7A.091	Malignant carcinoid tumor of the thymus	Diagnosis	ICD-10-CM
C7A.092	Malignant carcinoid tumor of the stomach	Diagnosis	ICD-10-CM
C7A.093	Malignant carcinoid tumor of the kidney	Diagnosis	ICD-10-CM
C7A.094	Malignant carcinoid tumor of the foregut, unspecified	Diagnosis	ICD-10-CM
C7A.095	Malignant carcinoid tumor of the midgut, unspecified	Diagnosis	ICD-10-CM
C7A.096	Malignant carcinoid tumor of the hindgut, unspecified	Diagnosis	ICD-10-CM
C7A.098	Malignant carcinoid tumors of other sites	Diagnosis	ICD-10-CM
C7A.1	Malignant poorly differentiated neuroendocrine tumors	Diagnosis	ICD-10-CM
C7A.8	Other malignant neuroendocrine tumors	Diagnosis	ICD-10-CM
C7B.00	Secondary carcinoid tumors, unspecified site	Diagnosis	ICD-10-CM
C7B.01	Secondary carcinoid tumors of distant lymph nodes	Diagnosis	ICD-10-CM
C7B.02	Secondary carcinoid tumors of liver	Diagnosis	ICD-10-CM
C7B.03	Secondary carcinoid tumors of bone	Diagnosis	ICD-10-CM
C7B.04	Secondary carcinoid tumors of peritoneum	Diagnosis	ICD-10-CM
C7B.09	Secondary carcinoid tumors of other sites	Diagnosis	ICD-10-CM
C7B.1	Secondary Merkel cell carcinoma	Diagnosis	ICD-10-CM
C7B.8	Other secondary neuroendocrine tumors	Diagnosis	ICD-10-CM
C80.0	Disseminated malignant neoplasm, unspecified	Diagnosis	ICD-10-CM
C80.1	Malignant (primary) neoplasm, unspecified	Diagnosis	ICD-10-CM
C80.2	Malignant neoplasm associated with transplanted organ	Diagnosis	ICD-10-CM
C81.00	Nodular lymphocyte predominant Hodgkin lymphoma, unspecified site	Diagnosis	ICD-10-CM
C81.01	Nodular lymphocyte predominant Hodgkin lymphoma, lymph nodes of head, face, and neck	Diagnosis	ICD-10-CM
C81.02	Nodular lymphocyte predominant Hodgkin lymphoma, intrathoracic lymph nodes	Diagnosis	ICD-10-CM
C81.03	Nodular lymphocyte predominant Hodgkin lymphoma, intra-abdominal lymph nodes	Diagnosis	ICD-10-CM
C81.04	Nodular lymphocyte predominant Hodgkin lymphoma, lymph nodes of axilla and upper limb	Diagnosis	ICD-10-CM
C81.05	Nodular lymphocyte predominant Hodgkin lymphoma, lymph nodes of inguinal region and lower limb	Diagnosis	ICD-10-CM
C81.06	Nodular lymphocyte predominant Hodgkin lymphoma, intrapelvic lymph nodes	Diagnosis	ICD-10-CM
C81.07	Nodular lymphocyte predominant Hodgkin lymphoma, spleen	Diagnosis	ICD-10-CM
C81.08	Nodular lymphocyte predominant Hodgkin lymphoma, lymph nodes of multiple sites	Diagnosis	ICD-10-CM
C81.09	Nodular lymphocyte predominant Hodgkin lymphoma, extranodal and solid organ sites	Diagnosis	ICD-10-CM
C81.10	Nodular sclerosis Hodgkin lymphoma, unspecified site	Diagnosis	ICD-10-CM
C81.11	Nodular sclerosis Hodgkin lymphoma, lymph nodes of head, face, and neck	Diagnosis	ICD-10-CM
C81.12	Nodular sclerosis Hodgkin lymphoma, intrathoracic lymph nodes	Diagnosis	ICD-10-CM
C81.13	Nodular sclerosis Hodgkin lymphoma, intra-abdominal lymph nodes	Diagnosis	ICD-10-CM

Appendix H. List of Healthcare Common Procedure Coding System (HCPCS), Current Procedural Terminology, Second Edition (CPT-2), Current Procedural Terminology, Fourth Edition (CPT-4), and International Classification of Diseases, Ninth and Tenth Revisions, Clinical Modification (ICD-9-CM and ICD-10-CM) Diagnosis and Procedure Codes Used to Define Baseline Characteristics in this Request

Code	Description	Code Category	Code Type
C81.14	Nodular sclerosis Hodgkin lymphoma, lymph nodes of axilla and upper limb	Diagnosis	ICD-10-CM
C81.15	Nodular sclerosis Hodgkin lymphoma, lymph nodes of inguinal region and lower limb	Diagnosis	ICD-10-CM
C81.16	Nodular sclerosis Hodgkin lymphoma, intrapelvic lymph nodes	Diagnosis	ICD-10-CM
C81.17	Nodular sclerosis Hodgkin lymphoma, spleen	Diagnosis	ICD-10-CM
C81.18	Nodular sclerosis Hodgkin lymphoma, lymph nodes of multiple sites	Diagnosis	ICD-10-CM
C81.19	Nodular sclerosis Hodgkin lymphoma, extranodal and solid organ sites	Diagnosis	ICD-10-CM
C81.20	Mixed cellularity Hodgkin lymphoma, unspecified site	Diagnosis	ICD-10-CM
C81.21	Mixed cellularity Hodgkin lymphoma, lymph nodes of head, face, and neck	Diagnosis	ICD-10-CM
C81.22	Mixed cellularity Hodgkin lymphoma, intrathoracic lymph nodes	Diagnosis	ICD-10-CM
C81.23	Mixed cellularity Hodgkin lymphoma, intra-abdominal lymph nodes	Diagnosis	ICD-10-CM
C81.24	Mixed cellularity Hodgkin lymphoma, lymph nodes of axilla and upper limb	Diagnosis	ICD-10-CM
C81.25	Mixed cellularity Hodgkin lymphoma, lymph nodes of inguinal region and lower limb	Diagnosis	ICD-10-CM
C81.26	Mixed cellularity Hodgkin lymphoma, intrapelvic lymph nodes	Diagnosis	ICD-10-CM
C81.27	Mixed cellularity Hodgkin lymphoma, spleen	Diagnosis	ICD-10-CM
C81.28	Mixed cellularity Hodgkin lymphoma, lymph nodes of multiple sites	Diagnosis	ICD-10-CM
C81.29	Mixed cellularity Hodgkin lymphoma, extranodal and solid organ sites	Diagnosis	ICD-10-CM
C81.30	Lymphocyte depleted Hodgkin lymphoma, unspecified site	Diagnosis	ICD-10-CM
C81.31	Lymphocyte depleted Hodgkin lymphoma, lymph nodes of head, face, and neck	Diagnosis	ICD-10-CM
C81.32	Lymphocyte depleted Hodgkin lymphoma, intrathoracic lymph nodes	Diagnosis	ICD-10-CM
C81.33	Lymphocyte depleted Hodgkin lymphoma, intra-abdominal lymph nodes	Diagnosis	ICD-10-CM
C81.34	Lymphocyte depleted Hodgkin lymphoma, lymph nodes of axilla and upper limb	Diagnosis	ICD-10-CM
C81.35	Lymphocyte depleted Hodgkin lymphoma, lymph nodes of inguinal region and lower limb	Diagnosis	ICD-10-CM
C81.36	Lymphocyte depleted Hodgkin lymphoma, intrapelvic lymph nodes	Diagnosis	ICD-10-CM
C81.37	Lymphocyte depleted Hodgkin lymphoma, spleen	Diagnosis	ICD-10-CM
C81.38	Lymphocyte depleted Hodgkin lymphoma, lymph nodes of multiple sites	Diagnosis	ICD-10-CM
C81.39	Lymphocyte depleted Hodgkin lymphoma, extranodal and solid organ sites	Diagnosis	ICD-10-CM
C81.40	Lymphocyte-rich Hodgkin lymphoma, unspecified site	Diagnosis	ICD-10-CM
C81.41	Lymphocyte-rich Hodgkin lymphoma, lymph nodes of head, face, and neck	Diagnosis	ICD-10-CM
C81.42	Lymphocyte-rich Hodgkin lymphoma, intrathoracic lymph nodes	Diagnosis	ICD-10-CM
C81.43	Lymphocyte-rich Hodgkin lymphoma, intra-abdominal lymph nodes	Diagnosis	ICD-10-CM
C81.44	Lymphocyte-rich Hodgkin lymphoma, lymph nodes of axilla and upper limb	Diagnosis	ICD-10-CM
C81.45	Lymphocyte-rich Hodgkin lymphoma, lymph nodes of inguinal region and lower limb	Diagnosis	ICD-10-CM
C81.46	Lymphocyte-rich Hodgkin lymphoma, intrapelvic lymph nodes	Diagnosis	ICD-10-CM
C81.47	Lymphocyte-rich Hodgkin lymphoma, spleen	Diagnosis	ICD-10-CM
C81.48	Lymphocyte-rich Hodgkin lymphoma, lymph nodes of multiple sites	Diagnosis	ICD-10-CM
C81.49	Lymphocyte-rich Hodgkin lymphoma, extranodal and solid organ sites	Diagnosis	ICD-10-CM
C81.70	Other Hodgkin lymphoma, unspecified site	Diagnosis	ICD-10-CM
C81.71	Other Hodgkin lymphoma, lymph nodes of head, face, and neck	Diagnosis	ICD-10-CM
C81.72	Other Hodgkin lymphoma, intrathoracic lymph nodes	Diagnosis	ICD-10-CM
C81.73	Other Hodgkin lymphoma, intra-abdominal lymph nodes	Diagnosis	ICD-10-CM
C81.74	Other Hodgkin lymphoma, lymph nodes of axilla and upper limb	Diagnosis	ICD-10-CM

Appendix H. List of Healthcare Common Procedure Coding System (HCPCS), Current Procedural Terminology, Second Edition (CPT-2), Current Procedural Terminology, Fourth Edition (CPT-4), and International Classification of Diseases, Ninth and Tenth Revisions, Clinical Modification (ICD-9-CM and ICD-10-CM) Diagnosis and Procedure Codes Used to Define Baseline Characteristics in this Request

Code	Description	Code Category	Code Type
C81.75	Other Hodgkin lymphoma, lymph nodes of inguinal region and lower limb	Diagnosis	ICD-10-CM
C81.76	Other Hodgkin lymphoma, intrapelvic lymph nodes	Diagnosis	ICD-10-CM
C81.77	Other Hodgkin lymphoma, spleen	Diagnosis	ICD-10-CM
C81.78	Other Hodgkin lymphoma, lymph nodes of multiple sites	Diagnosis	ICD-10-CM
C81.79	Other Hodgkin lymphoma, extranodal and solid organ sites	Diagnosis	ICD-10-CM
C81.90	Hodgkin lymphoma, unspecified, unspecified site	Diagnosis	ICD-10-CM
C81.91	Hodgkin lymphoma, unspecified, lymph nodes of head, face, and neck	Diagnosis	ICD-10-CM
C81.92	Hodgkin lymphoma, unspecified, intrathoracic lymph nodes	Diagnosis	ICD-10-CM
C81.93	Hodgkin lymphoma, unspecified, intra-abdominal lymph nodes	Diagnosis	ICD-10-CM
C81.94	Hodgkin lymphoma, unspecified, lymph nodes of axilla and upper limb	Diagnosis	ICD-10-CM
C81.95	Hodgkin lymphoma, unspecified, lymph nodes of inguinal region and lower limb	Diagnosis	ICD-10-CM
C81.96	Hodgkin lymphoma, unspecified, intrapelvic lymph nodes	Diagnosis	ICD-10-CM
C81.97	Hodgkin lymphoma, unspecified, spleen	Diagnosis	ICD-10-CM
C81.98	Hodgkin lymphoma, unspecified, lymph nodes of multiple sites	Diagnosis	ICD-10-CM
C81.99	Hodgkin lymphoma, unspecified, extranodal and solid organ sites	Diagnosis	ICD-10-CM
C82.00	Follicular lymphoma grade I, unspecified site	Diagnosis	ICD-10-CM
C82.01	Follicular lymphoma grade I, lymph nodes of head, face, and neck	Diagnosis	ICD-10-CM
C82.02	Follicular lymphoma grade I, intrathoracic lymph nodes	Diagnosis	ICD-10-CM
C82.03	Follicular lymphoma grade I, intra-abdominal lymph nodes	Diagnosis	ICD-10-CM
C82.04	Follicular lymphoma grade I, lymph nodes of axilla and upper limb	Diagnosis	ICD-10-CM
C82.05	Follicular lymphoma grade I, lymph nodes of inguinal region and lower limb	Diagnosis	ICD-10-CM
C82.06	Follicular lymphoma grade I, intrapelvic lymph nodes	Diagnosis	ICD-10-CM
C82.07	Follicular lymphoma grade I, spleen	Diagnosis	ICD-10-CM
C82.08	Follicular lymphoma grade I, lymph nodes of multiple sites	Diagnosis	ICD-10-CM
C82.09	Follicular lymphoma grade I, extranodal and solid organ sites	Diagnosis	ICD-10-CM
C82.10	Follicular lymphoma grade II, unspecified site	Diagnosis	ICD-10-CM
C82.11	Follicular lymphoma grade II, lymph nodes of head, face, and neck	Diagnosis	ICD-10-CM
C82.12	Follicular lymphoma grade II, intrathoracic lymph nodes	Diagnosis	ICD-10-CM
C82.13	Follicular lymphoma grade II, intra-abdominal lymph nodes	Diagnosis	ICD-10-CM
C82.14	Follicular lymphoma grade II, lymph nodes of axilla and upper limb	Diagnosis	ICD-10-CM
C82.15	Follicular lymphoma grade II, lymph nodes of inguinal region and lower limb	Diagnosis	ICD-10-CM
C82.16	Follicular lymphoma grade II, intrapelvic lymph nodes	Diagnosis	ICD-10-CM
C82.17	Follicular lymphoma grade II, spleen	Diagnosis	ICD-10-CM
C82.18	Follicular lymphoma grade II, lymph nodes of multiple sites	Diagnosis	ICD-10-CM
C82.19	Follicular lymphoma grade II, extranodal and solid organ sites	Diagnosis	ICD-10-CM
C82.20	Follicular lymphoma grade III, unspecified, unspecified site	Diagnosis	ICD-10-CM
C82.21	Follicular lymphoma grade III, unspecified, lymph nodes of head, face, and neck	Diagnosis	ICD-10-CM
C82.22	Follicular lymphoma grade III, unspecified, intrathoracic lymph nodes	Diagnosis	ICD-10-CM
C82.23	Follicular lymphoma grade III, unspecified, intra-abdominal lymph nodes	Diagnosis	ICD-10-CM
C82.24	Follicular lymphoma grade III, unspecified, lymph nodes of axilla and upper limb	Diagnosis	ICD-10-CM
C82.25	Follicular lymphoma grade III, unspecified, lymph nodes of inguinal region and lower limb	Diagnosis	ICD-10-CM

Appendix H. List of Healthcare Common Procedure Coding System (HCPCS), Current Procedural Terminology, Second Edition (CPT-2), Current Procedural Terminology, Fourth Edition (CPT-4), and International Classification of Diseases, Ninth and Tenth Revisions, Clinical Modification (ICD-9-CM and ICD-10-CM) Diagnosis and Procedure Codes Used to Define Baseline Characteristics in this Request

Code	Description	Code Category	Code Type
C82.26	Follicular lymphoma grade III, unspecified, intrapelvic lymph nodes	Diagnosis	ICD-10-CM
C82.27	Follicular lymphoma grade III, unspecified, spleen	Diagnosis	ICD-10-CM
C82.28	Follicular lymphoma grade III, unspecified, lymph nodes of multiple sites	Diagnosis	ICD-10-CM
C82.29	Follicular lymphoma grade III, unspecified, extranodal and solid organ sites	Diagnosis	ICD-10-CM
C82.30	Follicular lymphoma grade IIIa, unspecified site	Diagnosis	ICD-10-CM
C82.31	Follicular lymphoma grade IIIa, lymph nodes of head, face, and neck	Diagnosis	ICD-10-CM
C82.32	Follicular lymphoma grade IIIa, intrathoracic lymph nodes	Diagnosis	ICD-10-CM
C82.33	Follicular lymphoma grade IIIa, intra-abdominal lymph nodes	Diagnosis	ICD-10-CM
C82.34	Follicular lymphoma grade IIIa, lymph nodes of axilla and upper limb	Diagnosis	ICD-10-CM
C82.35	Follicular lymphoma grade IIIa, lymph nodes of inguinal region and lower limb	Diagnosis	ICD-10-CM
C82.36	Follicular lymphoma grade IIIa, intrapelvic lymph nodes	Diagnosis	ICD-10-CM
C82.37	Follicular lymphoma grade IIIa, spleen	Diagnosis	ICD-10-CM
C82.38	Follicular lymphoma grade IIIa, lymph nodes of multiple sites	Diagnosis	ICD-10-CM
C82.39	Follicular lymphoma grade IIIa, extranodal and solid organ sites	Diagnosis	ICD-10-CM
C82.40	Follicular lymphoma grade IIIb, unspecified site	Diagnosis	ICD-10-CM
C82.41	Follicular lymphoma grade IIIb, lymph nodes of head, face, and neck	Diagnosis	ICD-10-CM
C82.42	Follicular lymphoma grade IIIb, intrathoracic lymph nodes	Diagnosis	ICD-10-CM
C82.43	Follicular lymphoma grade IIIb, intra-abdominal lymph nodes	Diagnosis	ICD-10-CM
C82.44	Follicular lymphoma grade IIIb, lymph nodes of axilla and upper limb	Diagnosis	ICD-10-CM
C82.45	Follicular lymphoma grade IIIb, lymph nodes of inguinal region and lower limb	Diagnosis	ICD-10-CM
C82.46	Follicular lymphoma grade IIIb, intrapelvic lymph nodes	Diagnosis	ICD-10-CM
C82.47	Follicular lymphoma grade IIIb, spleen	Diagnosis	ICD-10-CM
C82.48	Follicular lymphoma grade IIIb, lymph nodes of multiple sites	Diagnosis	ICD-10-CM
C82.49	Follicular lymphoma grade IIIb, extranodal and solid organ sites	Diagnosis	ICD-10-CM
C82.50	Diffuse follicle center lymphoma, unspecified site	Diagnosis	ICD-10-CM
C82.51	Diffuse follicle center lymphoma, lymph nodes of head, face, and neck	Diagnosis	ICD-10-CM
C82.52	Diffuse follicle center lymphoma, intrathoracic lymph nodes	Diagnosis	ICD-10-CM
C82.53	Diffuse follicle center lymphoma, intra-abdominal lymph nodes	Diagnosis	ICD-10-CM
C82.54	Diffuse follicle center lymphoma, lymph nodes of axilla and upper limb	Diagnosis	ICD-10-CM
C82.55	Diffuse follicle center lymphoma, lymph nodes of inguinal region and lower limb	Diagnosis	ICD-10-CM
C82.56	Diffuse follicle center lymphoma, intrapelvic lymph nodes	Diagnosis	ICD-10-CM
C82.57	Diffuse follicle center lymphoma, spleen	Diagnosis	ICD-10-CM
C82.58	Diffuse follicle center lymphoma, lymph nodes of multiple sites	Diagnosis	ICD-10-CM
C82.59	Diffuse follicle center lymphoma, extranodal and solid organ sites	Diagnosis	ICD-10-CM
C82.60	Cutaneous follicle center lymphoma, unspecified site	Diagnosis	ICD-10-CM
C82.61	Cutaneous follicle center lymphoma, lymph nodes of head, face, and neck	Diagnosis	ICD-10-CM
C82.62	Cutaneous follicle center lymphoma, intrathoracic lymph nodes	Diagnosis	ICD-10-CM
C82.63	Cutaneous follicle center lymphoma, intra-abdominal lymph nodes	Diagnosis	ICD-10-CM
C82.64	Cutaneous follicle center lymphoma, lymph nodes of axilla and upper limb	Diagnosis	ICD-10-CM
C82.65	Cutaneous follicle center lymphoma, lymph nodes of inguinal region and lower limb	Diagnosis	ICD-10-CM
C82.66	Cutaneous follicle center lymphoma, intrapelvic lymph nodes	Diagnosis	ICD-10-CM
C82.67	Cutaneous follicle center lymphoma, spleen	Diagnosis	ICD-10-CM

Appendix H. List of Healthcare Common Procedure Coding System (HCPCS), Current Procedural Terminology, Second Edition (CPT-2), Current Procedural Terminology, Fourth Edition (CPT-4), and International Classification of Diseases, Ninth and Tenth Revisions, Clinical Modification (ICD-9-CM and ICD-10-CM) Diagnosis and Procedure Codes Used to Define Baseline Characteristics in this Request

Code	Description	Code Category	Code Type
C82.68	Cutaneous follicle center lymphoma, lymph nodes of multiple sites	Diagnosis	ICD-10-CM
C82.69	Cutaneous follicle center lymphoma, extranodal and solid organ sites	Diagnosis	ICD-10-CM
C82.80	Other types of follicular lymphoma, unspecified site	Diagnosis	ICD-10-CM
C82.81	Other types of follicular lymphoma, lymph nodes of head, face, and neck	Diagnosis	ICD-10-CM
C82.82	Other types of follicular lymphoma, intrathoracic lymph nodes	Diagnosis	ICD-10-CM
C82.83	Other types of follicular lymphoma, intra-abdominal lymph nodes	Diagnosis	ICD-10-CM
C82.84	Other types of follicular lymphoma, lymph nodes of axilla and upper limb	Diagnosis	ICD-10-CM
C82.85	Other types of follicular lymphoma, lymph nodes of inguinal region and lower limb	Diagnosis	ICD-10-CM
C82.86	Other types of follicular lymphoma, intrapelvic lymph nodes	Diagnosis	ICD-10-CM
C82.87	Other types of follicular lymphoma, spleen	Diagnosis	ICD-10-CM
C82.88	Other types of follicular lymphoma, lymph nodes of multiple sites	Diagnosis	ICD-10-CM
C82.89	Other types of follicular lymphoma, extranodal and solid organ sites	Diagnosis	ICD-10-CM
C82.90	Follicular lymphoma, unspecified, unspecified site	Diagnosis	ICD-10-CM
C82.91	Follicular lymphoma, unspecified, lymph nodes of head, face, and neck	Diagnosis	ICD-10-CM
C82.92	Follicular lymphoma, unspecified, intrathoracic lymph nodes	Diagnosis	ICD-10-CM
C82.93	Follicular lymphoma, unspecified, intra-abdominal lymph nodes	Diagnosis	ICD-10-CM
C82.94	Follicular lymphoma, unspecified, lymph nodes of axilla and upper limb	Diagnosis	ICD-10-CM
C82.95	Follicular lymphoma, unspecified, lymph nodes of inguinal region and lower limb	Diagnosis	ICD-10-CM
C82.96	Follicular lymphoma, unspecified, intrapelvic lymph nodes	Diagnosis	ICD-10-CM
C82.97	Follicular lymphoma, unspecified, spleen	Diagnosis	ICD-10-CM
C82.98	Follicular lymphoma, unspecified, lymph nodes of multiple sites	Diagnosis	ICD-10-CM
C82.99	Follicular lymphoma, unspecified, extranodal and solid organ sites	Diagnosis	ICD-10-CM
C83.00	Small cell B-cell lymphoma, unspecified site	Diagnosis	ICD-10-CM
C83.01	Small cell B-cell lymphoma, lymph nodes of head, face, and neck	Diagnosis	ICD-10-CM
C83.02	Small cell B-cell lymphoma, intrathoracic lymph nodes	Diagnosis	ICD-10-CM
C83.03	Small cell B-cell lymphoma, intra-abdominal lymph nodes	Diagnosis	ICD-10-CM
C83.04	Small cell B-cell lymphoma, lymph nodes of axilla and upper limb	Diagnosis	ICD-10-CM
C83.05	Small cell B-cell lymphoma, lymph nodes of inguinal region and lower limb	Diagnosis	ICD-10-CM
C83.06	Small cell B-cell lymphoma, intrapelvic lymph nodes	Diagnosis	ICD-10-CM
C83.07	Small cell B-cell lymphoma, spleen	Diagnosis	ICD-10-CM
C83.08	Small cell B-cell lymphoma, lymph nodes of multiple sites	Diagnosis	ICD-10-CM
C83.09	Small cell B-cell lymphoma, extranodal and solid organ sites	Diagnosis	ICD-10-CM
C83.10	Mantle cell lymphoma, unspecified site	Diagnosis	ICD-10-CM
C83.11	Mantle cell lymphoma, lymph nodes of head, face, and neck	Diagnosis	ICD-10-CM
C83.12	Mantle cell lymphoma, intrathoracic lymph nodes	Diagnosis	ICD-10-CM
C83.13	Mantle cell lymphoma, intra-abdominal lymph nodes	Diagnosis	ICD-10-CM
C83.14	Mantle cell lymphoma, lymph nodes of axilla and upper limb	Diagnosis	ICD-10-CM
C83.15	Mantle cell lymphoma, lymph nodes of inguinal region and lower limb	Diagnosis	ICD-10-CM
C83.16	Mantle cell lymphoma, intrapelvic lymph nodes	Diagnosis	ICD-10-CM
C83.17	Mantle cell lymphoma, spleen	Diagnosis	ICD-10-CM
C83.18	Mantle cell lymphoma, lymph nodes of multiple sites	Diagnosis	ICD-10-CM
C83.19	Mantle cell lymphoma, extranodal and solid organ sites	Diagnosis	ICD-10-CM

Appendix H. List of Healthcare Common Procedure Coding System (HCPCS), Current Procedural Terminology, Second Edition (CPT-2), Current Procedural Terminology, Fourth Edition (CPT-4), and International Classification of Diseases, Ninth and Tenth Revisions, Clinical Modification (ICD-9-CM and ICD-10-CM) Diagnosis and Procedure Codes Used to Define Baseline Characteristics in this Request

Code	Description	Code Category	Code Type
C83.30	Diffuse large B-cell lymphoma, unspecified site	Diagnosis	ICD-10-CM
C83.31	Diffuse large B-cell lymphoma, lymph nodes of head, face, and neck	Diagnosis	ICD-10-CM
C83.32	Diffuse large B-cell lymphoma, intrathoracic lymph nodes	Diagnosis	ICD-10-CM
C83.33	Diffuse large B-cell lymphoma, intra-abdominal lymph nodes	Diagnosis	ICD-10-CM
C83.34	Diffuse large B-cell lymphoma, lymph nodes of axilla and upper limb	Diagnosis	ICD-10-CM
C83.35	Diffuse large B-cell lymphoma, lymph nodes of inguinal region and lower limb	Diagnosis	ICD-10-CM
C83.36	Diffuse large B-cell lymphoma, intrapelvic lymph nodes	Diagnosis	ICD-10-CM
C83.37	Diffuse large B-cell lymphoma, spleen	Diagnosis	ICD-10-CM
C83.38	Diffuse large B-cell lymphoma, lymph nodes of multiple sites	Diagnosis	ICD-10-CM
C83.39	Diffuse large B-cell lymphoma, extranodal and solid organ sites	Diagnosis	ICD-10-CM
C83.50	Lymphoblastic (diffuse) lymphoma, unspecified site	Diagnosis	ICD-10-CM
C83.51	Lymphoblastic (diffuse) lymphoma, lymph nodes of head, face, and neck	Diagnosis	ICD-10-CM
C83.52	Lymphoblastic (diffuse) lymphoma, intrathoracic lymph nodes	Diagnosis	ICD-10-CM
C83.53	Lymphoblastic (diffuse) lymphoma, intra-abdominal lymph nodes	Diagnosis	ICD-10-CM
C83.54	Lymphoblastic (diffuse) lymphoma, lymph nodes of axilla and upper limb	Diagnosis	ICD-10-CM
C83.55	Lymphoblastic (diffuse) lymphoma, lymph nodes of inguinal region and lower limb	Diagnosis	ICD-10-CM
C83.56	Lymphoblastic (diffuse) lymphoma, intrapelvic lymph nodes	Diagnosis	ICD-10-CM
C83.57	Lymphoblastic (diffuse) lymphoma, spleen	Diagnosis	ICD-10-CM
C83.58	Lymphoblastic (diffuse) lymphoma, lymph nodes of multiple sites	Diagnosis	ICD-10-CM
C83.59	Lymphoblastic (diffuse) lymphoma, extranodal and solid organ sites	Diagnosis	ICD-10-CM
C83.70	Burkitt lymphoma, unspecified site	Diagnosis	ICD-10-CM
C83.71	Burkitt lymphoma, lymph nodes of head, face, and neck	Diagnosis	ICD-10-CM
C83.72	Burkitt lymphoma, intrathoracic lymph nodes	Diagnosis	ICD-10-CM
C83.73	Burkitt lymphoma, intra-abdominal lymph nodes	Diagnosis	ICD-10-CM
C83.74	Burkitt lymphoma, lymph nodes of axilla and upper limb	Diagnosis	ICD-10-CM
C83.75	Burkitt lymphoma, lymph nodes of inguinal region and lower limb	Diagnosis	ICD-10-CM
C83.76	Burkitt lymphoma, intrapelvic lymph nodes	Diagnosis	ICD-10-CM
C83.77	Burkitt lymphoma, spleen	Diagnosis	ICD-10-CM
C83.78	Burkitt lymphoma, lymph nodes of multiple sites	Diagnosis	ICD-10-CM
C83.79	Burkitt lymphoma, extranodal and solid organ sites	Diagnosis	ICD-10-CM
C83.80	Other non-follicular lymphoma, unspecified site	Diagnosis	ICD-10-CM
C83.81	Other non-follicular lymphoma, lymph nodes of head, face, and neck	Diagnosis	ICD-10-CM
C83.82	Other non-follicular lymphoma, intrathoracic lymph nodes	Diagnosis	ICD-10-CM
C83.83	Other non-follicular lymphoma, intra-abdominal lymph nodes	Diagnosis	ICD-10-CM
C83.84	Other non-follicular lymphoma, lymph nodes of axilla and upper limb	Diagnosis	ICD-10-CM
C83.85	Other non-follicular lymphoma, lymph nodes of inguinal region and lower limb	Diagnosis	ICD-10-CM
C83.86	Other non-follicular lymphoma, intrapelvic lymph nodes	Diagnosis	ICD-10-CM
C83.87	Other non-follicular lymphoma, spleen	Diagnosis	ICD-10-CM
C83.88	Other non-follicular lymphoma, lymph nodes of multiple sites	Diagnosis	ICD-10-CM
C83.89	Other non-follicular lymphoma, extranodal and solid organ sites	Diagnosis	ICD-10-CM
C83.90	Non-follicular (diffuse) lymphoma, unspecified, unspecified site	Diagnosis	ICD-10-CM
C83.91	Non-follicular (diffuse) lymphoma, unspecified, lymph nodes of head, face, and neck	Diagnosis	ICD-10-CM

Appendix H. List of Healthcare Common Procedure Coding System (HCPCS), Current Procedural Terminology, Second Edition (CPT-2), Current Procedural Terminology, Fourth Edition (CPT-4), and International Classification of Diseases, Ninth and Tenth Revisions, Clinical Modification (ICD-9-CM and ICD-10-CM) Diagnosis and Procedure Codes Used to Define Baseline Characteristics in this Request

Code	Description	Code Category	Code Type
C83.92	Non-follicular (diffuse) lymphoma, unspecified, intrathoracic lymph nodes	Diagnosis	ICD-10-CM
C83.93	Non-follicular (diffuse) lymphoma, unspecified, intra-abdominal lymph nodes	Diagnosis	ICD-10-CM
C83.94	Non-follicular (diffuse) lymphoma, unspecified, lymph nodes of axilla and upper limb	Diagnosis	ICD-10-CM
C83.95	Non-follicular (diffuse) lymphoma, unspecified, lymph nodes of inguinal region and lower limb	Diagnosis	ICD-10-CM
C83.96	Non-follicular (diffuse) lymphoma, unspecified, intrapelvic lymph nodes	Diagnosis	ICD-10-CM
C83.97	Non-follicular (diffuse) lymphoma, unspecified, spleen	Diagnosis	ICD-10-CM
C83.98	Non-follicular (diffuse) lymphoma, unspecified, lymph nodes of multiple sites	Diagnosis	ICD-10-CM
C83.99	Non-follicular (diffuse) lymphoma, unspecified, extranodal and solid organ sites	Diagnosis	ICD-10-CM
C84.00	Mycosis fungoides, unspecified site	Diagnosis	ICD-10-CM
C84.01	Mycosis fungoides, lymph nodes of head, face, and neck	Diagnosis	ICD-10-CM
C84.02	Mycosis fungoides, intrathoracic lymph nodes	Diagnosis	ICD-10-CM
C84.03	Mycosis fungoides, intra-abdominal lymph nodes	Diagnosis	ICD-10-CM
C84.04	Mycosis fungoides, lymph nodes of axilla and upper limb	Diagnosis	ICD-10-CM
C84.05	Mycosis fungoides, lymph nodes of inguinal region and lower limb	Diagnosis	ICD-10-CM
C84.06	Mycosis fungoides, intrapelvic lymph nodes	Diagnosis	ICD-10-CM
C84.07	Mycosis fungoides, spleen	Diagnosis	ICD-10-CM
C84.08	Mycosis fungoides, lymph nodes of multiple sites	Diagnosis	ICD-10-CM
C84.09	Mycosis fungoides, extranodal and solid organ sites	Diagnosis	ICD-10-CM
C84.10	Sezary disease, unspecified site	Diagnosis	ICD-10-CM
C84.11	Sezary disease, lymph nodes of head, face, and neck	Diagnosis	ICD-10-CM
C84.12	Sezary disease, intrathoracic lymph nodes	Diagnosis	ICD-10-CM
C84.13	Sezary disease, intra-abdominal lymph nodes	Diagnosis	ICD-10-CM
C84.14	Sezary disease, lymph nodes of axilla and upper limb	Diagnosis	ICD-10-CM
C84.15	Sezary disease, lymph nodes of inguinal region and lower limb	Diagnosis	ICD-10-CM
C84.16	Sezary disease, intrapelvic lymph nodes	Diagnosis	ICD-10-CM
C84.17	Sezary disease, spleen	Diagnosis	ICD-10-CM
C84.18	Sezary disease, lymph nodes of multiple sites	Diagnosis	ICD-10-CM
C84.19	Sezary disease, extranodal and solid organ sites	Diagnosis	ICD-10-CM
C84.40	Peripheral T-cell lymphoma, not classified, unspecified site	Diagnosis	ICD-10-CM
C84.41	Peripheral T-cell lymphoma, not classified, lymph nodes of head, face, and neck	Diagnosis	ICD-10-CM
C84.42	Peripheral T-cell lymphoma, not classified, intrathoracic lymph nodes	Diagnosis	ICD-10-CM
C84.43	Peripheral T-cell lymphoma, not classified, intra-abdominal lymph nodes	Diagnosis	ICD-10-CM
C84.44	Peripheral T-cell lymphoma, not classified, lymph nodes of axilla and upper limb	Diagnosis	ICD-10-CM
C84.45	Peripheral T-cell lymphoma, not classified, lymph nodes of inguinal region and lower limb	Diagnosis	ICD-10-CM
C84.46	Peripheral T-cell lymphoma, not classified, intrapelvic lymph nodes	Diagnosis	ICD-10-CM
C84.47	Peripheral T-cell lymphoma, not classified, spleen	Diagnosis	ICD-10-CM
C84.48	Peripheral T-cell lymphoma, not classified, lymph nodes of multiple sites	Diagnosis	ICD-10-CM
C84.49	Peripheral T-cell lymphoma, not classified, extranodal and solid organ sites	Diagnosis	ICD-10-CM
C84.60	Anaplastic large cell lymphoma, ALK-positive, unspecified site	Diagnosis	ICD-10-CM
C84.61	Anaplastic large cell lymphoma, ALK-positive, lymph nodes of head, face, and neck	Diagnosis	ICD-10-CM

Appendix H. List of Healthcare Common Procedure Coding System (HCPCS), Current Procedural Terminology, Second Edition (CPT-2), Current Procedural Terminology, Fourth Edition (CPT-4), and International Classification of Diseases, Ninth and Tenth Revisions, Clinical Modification (ICD-9-CM and ICD-10-CM) Diagnosis and Procedure Codes Used to Define Baseline Characteristics in this Request

Code	Description	Code Category	Code Type
C84.62	Anaplastic large cell lymphoma, ALK-positive, intrathoracic lymph nodes	Diagnosis	ICD-10-CM
C84.63	Anaplastic large cell lymphoma, ALK-positive, intra-abdominal lymph nodes	Diagnosis	ICD-10-CM
C84.64	Anaplastic large cell lymphoma, ALK-positive, lymph nodes of axilla and upper limb	Diagnosis	ICD-10-CM
C84.65	Anaplastic large cell lymphoma, ALK-positive, lymph nodes of inguinal region and lower limb	Diagnosis	ICD-10-CM
C84.66	Anaplastic large cell lymphoma, ALK-positive, intrapelvic lymph nodes	Diagnosis	ICD-10-CM
C84.67	Anaplastic large cell lymphoma, ALK-positive, spleen	Diagnosis	ICD-10-CM
C84.68	Anaplastic large cell lymphoma, ALK-positive, lymph nodes of multiple sites	Diagnosis	ICD-10-CM
C84.69	Anaplastic large cell lymphoma, ALK-positive, extranodal and solid organ sites	Diagnosis	ICD-10-CM
C84.70	Anaplastic large cell lymphoma, ALK-negative, unspecified site	Diagnosis	ICD-10-CM
C84.71	Anaplastic large cell lymphoma, ALK-negative, lymph nodes of head, face, and neck	Diagnosis	ICD-10-CM
C84.72	Anaplastic large cell lymphoma, ALK-negative, intrathoracic lymph nodes	Diagnosis	ICD-10-CM
C84.73	Anaplastic large cell lymphoma, ALK-negative, intra-abdominal lymph nodes	Diagnosis	ICD-10-CM
C84.74	Anaplastic large cell lymphoma, ALK-negative, lymph nodes of axilla and upper limb	Diagnosis	ICD-10-CM
C84.75	Anaplastic large cell lymphoma, ALK-negative, lymph nodes of inguinal region and lower limb	Diagnosis	ICD-10-CM
C84.76	Anaplastic large cell lymphoma, ALK-negative, intrapelvic lymph nodes	Diagnosis	ICD-10-CM
C84.77	Anaplastic large cell lymphoma, ALK-negative, spleen	Diagnosis	ICD-10-CM
C84.78	Anaplastic large cell lymphoma, ALK-negative, lymph nodes of multiple sites	Diagnosis	ICD-10-CM
C84.79	Anaplastic large cell lymphoma, ALK-negative, extranodal and solid organ sites	Diagnosis	ICD-10-CM
C84.90	Mature T/NK-cell lymphomas, unspecified, unspecified site	Diagnosis	ICD-10-CM
C84.91	Mature T/NK-cell lymphomas, unspecified, lymph nodes of head, face, and neck	Diagnosis	ICD-10-CM
C84.92	Mature T/NK-cell lymphomas, unspecified, intrathoracic lymph nodes	Diagnosis	ICD-10-CM
C84.93	Mature T/NK-cell lymphomas, unspecified, intra-abdominal lymph nodes	Diagnosis	ICD-10-CM
C84.94	Mature T/NK-cell lymphomas, unspecified, lymph nodes of axilla and upper limb	Diagnosis	ICD-10-CM
C84.95	Mature T/NK-cell lymphomas, unspecified, lymph nodes of inguinal region and lower limb	Diagnosis	ICD-10-CM
C84.96	Mature T/NK-cell lymphomas, unspecified, intrapelvic lymph nodes	Diagnosis	ICD-10-CM
C84.97	Mature T/NK-cell lymphomas, unspecified, spleen	Diagnosis	ICD-10-CM
C84.98	Mature T/NK-cell lymphomas, unspecified, lymph nodes of multiple sites	Diagnosis	ICD-10-CM
C84.99	Mature T/NK-cell lymphomas, unspecified, extranodal and solid organ sites	Diagnosis	ICD-10-CM
C84.A0	Cutaneous T-cell lymphoma, unspecified, unspecified site	Diagnosis	ICD-10-CM
C84.A1	Cutaneous T-cell lymphoma, unspecified lymph nodes of head, face, and neck	Diagnosis	ICD-10-CM
C84.A2	Cutaneous T-cell lymphoma, unspecified, intrathoracic lymph nodes	Diagnosis	ICD-10-CM
C84.A3	Cutaneous T-cell lymphoma, unspecified, intra-abdominal lymph nodes	Diagnosis	ICD-10-CM
C84.A4	Cutaneous T-cell lymphoma, unspecified, lymph nodes of axilla and upper limb	Diagnosis	ICD-10-CM
C84.A5	Cutaneous T-cell lymphoma, unspecified, lymph nodes of inguinal region and lower limb	Diagnosis	ICD-10-CM
C84.A6	Cutaneous T-cell lymphoma, unspecified, intrapelvic lymph nodes	Diagnosis	ICD-10-CM
C84.A7	Cutaneous T-cell lymphoma, unspecified, spleen	Diagnosis	ICD-10-CM
C84.A8	Cutaneous T-cell lymphoma, unspecified, lymph nodes of multiple sites	Diagnosis	ICD-10-CM
C84.A9	Cutaneous T-cell lymphoma, unspecified, extranodal and solid organ sites	Diagnosis	ICD-10-CM

Appendix H. List of Healthcare Common Procedure Coding System (HCPCS), Current Procedural Terminology, Second Edition (CPT-2), Current Procedural Terminology, Fourth Edition (CPT-4), and International Classification of Diseases, Ninth and Tenth Revisions, Clinical Modification (ICD-9-CM and ICD-10-CM) Diagnosis and Procedure Codes Used to Define Baseline Characteristics in this Request

Code	Description	Code Category	Code Type
C84.Z0	Other mature T/NK-cell lymphomas, unspecified site	Diagnosis	ICD-10-CM
C84.Z1	Other mature T/NK-cell lymphomas, lymph nodes of head, face, and neck	Diagnosis	ICD-10-CM
C84.Z2	Other mature T/NK-cell lymphomas, intrathoracic lymph nodes	Diagnosis	ICD-10-CM
C84.Z3	Other mature T/NK-cell lymphomas, intra-abdominal lymph nodes	Diagnosis	ICD-10-CM
C84.Z4	Other mature T/NK-cell lymphomas, lymph nodes of axilla and upper limb	Diagnosis	ICD-10-CM
C84.Z5	Other mature T/NK-cell lymphomas, lymph nodes of inguinal region and lower limb	Diagnosis	ICD-10-CM
C84.Z6	Other mature T/NK-cell lymphomas, intrapelvic lymph nodes	Diagnosis	ICD-10-CM
C84.Z7	Other mature T/NK-cell lymphomas, spleen	Diagnosis	ICD-10-CM
C84.Z8	Other mature T/NK-cell lymphomas, lymph nodes of multiple sites	Diagnosis	ICD-10-CM
C84.Z9	Other mature T/NK-cell lymphomas, extranodal and solid organ sites	Diagnosis	ICD-10-CM
C85.10	Unspecified B-cell lymphoma, unspecified site	Diagnosis	ICD-10-CM
C85.11	Unspecified B-cell lymphoma, lymph nodes of head, face, and neck	Diagnosis	ICD-10-CM
C85.12	Unspecified B-cell lymphoma, intrathoracic lymph nodes	Diagnosis	ICD-10-CM
C85.13	Unspecified B-cell lymphoma, intra-abdominal lymph nodes	Diagnosis	ICD-10-CM
C85.14	Unspecified B-cell lymphoma, lymph nodes of axilla and upper limb	Diagnosis	ICD-10-CM
C85.15	Unspecified B-cell lymphoma, lymph nodes of inguinal region and lower limb	Diagnosis	ICD-10-CM
C85.16	Unspecified B-cell lymphoma, intrapelvic lymph nodes	Diagnosis	ICD-10-CM
C85.17	Unspecified B-cell lymphoma, spleen	Diagnosis	ICD-10-CM
C85.18	Unspecified B-cell lymphoma, lymph nodes of multiple sites	Diagnosis	ICD-10-CM
C85.19	Unspecified B-cell lymphoma, extranodal and solid organ sites	Diagnosis	ICD-10-CM
C85.20	Mediastinal (thymic) large B-cell lymphoma, unspecified site	Diagnosis	ICD-10-CM
C85.21	Mediastinal (thymic) large B-cell lymphoma, lymph nodes of head, face, and neck	Diagnosis	ICD-10-CM
C85.22	Mediastinal (thymic) large B-cell lymphoma, intrathoracic lymph nodes	Diagnosis	ICD-10-CM
C85.23	Mediastinal (thymic) large B-cell lymphoma, intra-abdominal lymph nodes	Diagnosis	ICD-10-CM
C85.24	Mediastinal (thymic) large B-cell lymphoma, lymph nodes of axilla and upper limb	Diagnosis	ICD-10-CM
C85.25	Mediastinal (thymic) large B-cell lymphoma, lymph nodes of inguinal region and lower limb	Diagnosis	ICD-10-CM
C85.26	Mediastinal (thymic) large B-cell lymphoma, intrapelvic lymph nodes	Diagnosis	ICD-10-CM
C85.27	Mediastinal (thymic) large B-cell lymphoma, spleen	Diagnosis	ICD-10-CM
C85.28	Mediastinal (thymic) large B-cell lymphoma, lymph nodes of multiple sites	Diagnosis	ICD-10-CM
C85.29	Mediastinal (thymic) large B-cell lymphoma, extranodal and solid organ sites	Diagnosis	ICD-10-CM
C85.80	Other specified types of non-Hodgkin lymphoma, unspecified site	Diagnosis	ICD-10-CM
C85.81	Other specified types of non-Hodgkin lymphoma, lymph nodes of head, face, and neck	Diagnosis	ICD-10-CM
C85.82	Other specified types of non-Hodgkin lymphoma, intrathoracic lymph nodes	Diagnosis	ICD-10-CM
C85.83	Other specified types of non-Hodgkin lymphoma, intra-abdominal lymph nodes	Diagnosis	ICD-10-CM
C85.84	Other specified types of non-Hodgkin lymphoma, lymph nodes of axilla and upper limb	Diagnosis	ICD-10-CM
C85.85	Other specified types of non-Hodgkin lymphoma, lymph nodes of inguinal region and lower limb	Diagnosis	ICD-10-CM
C85.86	Other specified types of non-Hodgkin lymphoma, intrapelvic lymph nodes	Diagnosis	ICD-10-CM
C85.87	Other specified types of non-Hodgkin lymphoma, spleen	Diagnosis	ICD-10-CM
C85.88	Other specified types of non-Hodgkin lymphoma, lymph nodes of multiple sites	Diagnosis	ICD-10-CM
C85.89	Other specified types of non-Hodgkin lymphoma, extranodal and solid organ sites	Diagnosis	ICD-10-CM

Appendix H. List of Healthcare Common Procedure Coding System (HCPCS), Current Procedural Terminology, Second Edition (CPT-2), Current Procedural Terminology, Fourth Edition (CPT-4), and International Classification of Diseases, Ninth and Tenth Revisions, Clinical Modification (ICD-9-CM and ICD-10-CM) Diagnosis and Procedure Codes Used to Define Baseline Characteristics in this Request

Code	Description	Code Category	Code Type
C85.90	Non-Hodgkin lymphoma, unspecified, unspecified site	Diagnosis	ICD-10-CM
C85.91	Non-Hodgkin lymphoma, unspecified, lymph nodes of head, face, and neck	Diagnosis	ICD-10-CM
C85.92	Non-Hodgkin lymphoma, unspecified, intrathoracic lymph nodes	Diagnosis	ICD-10-CM
C85.93	Non-Hodgkin lymphoma, unspecified, intra-abdominal lymph nodes	Diagnosis	ICD-10-CM
C85.94	Non-Hodgkin lymphoma, unspecified, lymph nodes of axilla and upper limb	Diagnosis	ICD-10-CM
C85.95	Non-Hodgkin lymphoma, unspecified, lymph nodes of inguinal region and lower limb	Diagnosis	ICD-10-CM
C85.96	Non-Hodgkin lymphoma, unspecified, intrapelvic lymph nodes	Diagnosis	ICD-10-CM
C85.97	Non-Hodgkin lymphoma, unspecified, spleen	Diagnosis	ICD-10-CM
C85.98	Non-Hodgkin lymphoma, unspecified, lymph nodes of multiple sites	Diagnosis	ICD-10-CM
C85.99	Non-Hodgkin lymphoma, unspecified, extranodal and solid organ sites	Diagnosis	ICD-10-CM
C86.0	Extranodal NK/T-cell lymphoma, nasal type	Diagnosis	ICD-10-CM
C86.1	Hepatosplenic T-cell lymphoma	Diagnosis	ICD-10-CM
C86.2	Enteropathy-type (intestinal) T-cell lymphoma	Diagnosis	ICD-10-CM
C86.3	Subcutaneous panniculitis-like T-cell lymphoma	Diagnosis	ICD-10-CM
C86.4	Blastic NK-cell lymphoma	Diagnosis	ICD-10-CM
C86.5	Angioimmunoblastic T-cell lymphoma	Diagnosis	ICD-10-CM
C86.6	Primary cutaneous CD30-positive T-cell proliferations	Diagnosis	ICD-10-CM
C88.2	Heavy chain disease	Diagnosis	ICD-10-CM
C88.3	Immunoproliferative small intestinal disease	Diagnosis	ICD-10-CM
C88.4	Extranodal marginal zone B-cell lymphoma of mucosa-associated lymphoid tissue [MALT-lymphoma]	Diagnosis	ICD-10-CM
C88.8	Other malignant immunoproliferative diseases	Diagnosis	ICD-10-CM
C88.9	Malignant immunoproliferative disease, unspecified	Diagnosis	ICD-10-CM
C90.00	Multiple myeloma not having achieved remission	Diagnosis	ICD-10-CM
C90.01	Multiple myeloma in remission	Diagnosis	ICD-10-CM
C90.02	Multiple myeloma in relapse	Diagnosis	ICD-10-CM
C90.10	Plasma cell leukemia not having achieved remission	Diagnosis	ICD-10-CM
C90.11	Plasma cell leukemia in remission	Diagnosis	ICD-10-CM
C90.12	Plasma cell leukemia in relapse	Diagnosis	ICD-10-CM
C90.20	Extramedullary plasmacytoma not having achieved remission	Diagnosis	ICD-10-CM
C90.21	Extramedullary plasmacytoma in remission	Diagnosis	ICD-10-CM
C90.22	Extramedullary plasmacytoma in relapse	Diagnosis	ICD-10-CM
C90.30	Solitary plasmacytoma not having achieved remission	Diagnosis	ICD-10-CM
C90.31	Solitary plasmacytoma in remission	Diagnosis	ICD-10-CM
C90.32	Solitary plasmacytoma in relapse	Diagnosis	ICD-10-CM
C91.00	Acute lymphoblastic leukemia not having achieved remission	Diagnosis	ICD-10-CM
C91.01	Acute lymphoblastic leukemia, in remission	Diagnosis	ICD-10-CM
C91.02	Acute lymphoblastic leukemia, in relapse	Diagnosis	ICD-10-CM
C91.10	Chronic lymphocytic leukemia of B-cell type not having achieved remission	Diagnosis	ICD-10-CM
C91.11	Chronic lymphocytic leukemia of B-cell type in remission	Diagnosis	ICD-10-CM
C91.12	Chronic lymphocytic leukemia of B-cell type in relapse	Diagnosis	ICD-10-CM
C91.30	Prolymphocytic leukemia of B-cell type not having achieved remission	Diagnosis	ICD-10-CM

Appendix H. List of Healthcare Common Procedure Coding System (HCPCS), Current Procedural Terminology, Second Edition (CPT-2), Current Procedural Terminology, Fourth Edition (CPT-4), and International Classification of Diseases, Ninth and Tenth Revisions, Clinical Modification (ICD-9-CM and ICD-10-CM) Diagnosis and Procedure Codes Used to Define Baseline Characteristics in this Request

Code	Description	Code Category	Code Type
C91.31	Prolymphocytic leukemia of B-cell type, in remission	Diagnosis	ICD-10-CM
C91.32	Prolymphocytic leukemia of B-cell type, in relapse	Diagnosis	ICD-10-CM
C91.40	Hairy cell leukemia not having achieved remission	Diagnosis	ICD-10-CM
C91.41	Hairy cell leukemia, in remission	Diagnosis	ICD-10-CM
C91.42	Hairy cell leukemia, in relapse	Diagnosis	ICD-10-CM
C91.50	Adult T-cell lymphoma/leukemia (HTLV-1-associated) not having achieved remission	Diagnosis	ICD-10-CM
C91.51	Adult T-cell lymphoma/leukemia (HTLV-1-associated), in remission	Diagnosis	ICD-10-CM
C91.52	Adult T-cell lymphoma/leukemia (HTLV-1-associated), in relapse	Diagnosis	ICD-10-CM
C91.60	Prolymphocytic leukemia of T-cell type not having achieved remission	Diagnosis	ICD-10-CM
C91.61	Prolymphocytic leukemia of T-cell type, in remission	Diagnosis	ICD-10-CM
C91.62	Prolymphocytic leukemia of T-cell type, in relapse	Diagnosis	ICD-10-CM
C91.90	Lymphoid leukemia, unspecified not having achieved remission	Diagnosis	ICD-10-CM
C91.91	Lymphoid leukemia, unspecified, in remission	Diagnosis	ICD-10-CM
C91.92	Lymphoid leukemia, unspecified, in relapse	Diagnosis	ICD-10-CM
C91.A0	Mature B-cell leukemia Burkitt-type not having achieved remission	Diagnosis	ICD-10-CM
C91.A1	Mature B-cell leukemia Burkitt-type, in remission	Diagnosis	ICD-10-CM
C91.A2	Mature B-cell leukemia Burkitt-type, in relapse	Diagnosis	ICD-10-CM
C91.Z0	Other lymphoid leukemia not having achieved remission	Diagnosis	ICD-10-CM
C91.Z1	Other lymphoid leukemia, in remission	Diagnosis	ICD-10-CM
C91.Z2	Other lymphoid leukemia, in relapse	Diagnosis	ICD-10-CM
C92.00	Acute myeloblastic leukemia, not having achieved remission	Diagnosis	ICD-10-CM
C92.01	Acute myeloblastic leukemia, in remission	Diagnosis	ICD-10-CM
C92.02	Acute myeloblastic leukemia, in relapse	Diagnosis	ICD-10-CM
C92.10	Chronic myeloid leukemia, BCR/ABL-positive, not having achieved remission	Diagnosis	ICD-10-CM
C92.11	Chronic myeloid leukemia, BCR/ABL-positive, in remission	Diagnosis	ICD-10-CM
C92.12	Chronic myeloid leukemia, BCR/ABL-positive, in relapse	Diagnosis	ICD-10-CM
C92.20	Atypical chronic myeloid leukemia, BCR/ABL-negative, not having achieved remission	Diagnosis	ICD-10-CM
C92.21	Atypical chronic myeloid leukemia, BCR/ABL-negative, in remission	Diagnosis	ICD-10-CM
C92.22	Atypical chronic myeloid leukemia, BCR/ABL-negative, in relapse	Diagnosis	ICD-10-CM
C92.30	Myeloid sarcoma, not having achieved remission	Diagnosis	ICD-10-CM
C92.31	Myeloid sarcoma, in remission	Diagnosis	ICD-10-CM
C92.32	Myeloid sarcoma, in relapse	Diagnosis	ICD-10-CM
C92.40	Acute promyelocytic leukemia, not having achieved remission	Diagnosis	ICD-10-CM
C92.41	Acute promyelocytic leukemia, in remission	Diagnosis	ICD-10-CM
C92.42	Acute promyelocytic leukemia, in relapse	Diagnosis	ICD-10-CM
C92.50	Acute myelomonocytic leukemia, not having achieved remission	Diagnosis	ICD-10-CM
C92.51	Acute myelomonocytic leukemia, in remission	Diagnosis	ICD-10-CM
C92.52	Acute myelomonocytic leukemia, in relapse	Diagnosis	ICD-10-CM
C92.60	Acute myeloid leukemia with 11q23-abnormality not having achieved remission	Diagnosis	ICD-10-CM
C92.61	Acute myeloid leukemia with 11q23-abnormality in remission	Diagnosis	ICD-10-CM
C92.62	Acute myeloid leukemia with 11q23-abnormality in relapse	Diagnosis	ICD-10-CM
C92.90	Myeloid leukemia, unspecified, not having achieved remission	Diagnosis	ICD-10-CM

Appendix H. List of Healthcare Common Procedure Coding System (HCPCS), Current Procedural Terminology, Second Edition (CPT-2), Current Procedural Terminology, Fourth Edition (CPT-4), and International Classification of Diseases, Ninth and Tenth Revisions, Clinical Modification (ICD-9-CM and ICD-10-CM) Diagnosis and Procedure Codes Used to Define Baseline Characteristics in this Request

Code	Description	Code Category	Code Type
C92.91	Myeloid leukemia, unspecified in remission	Diagnosis	ICD-10-CM
C92.92	Myeloid leukemia, unspecified in relapse	Diagnosis	ICD-10-CM
C92.A0	Acute myeloid leukemia with multilineage dysplasia, not having achieved remission	Diagnosis	ICD-10-CM
C92.A1	Acute myeloid leukemia with multilineage dysplasia, in remission	Diagnosis	ICD-10-CM
C92.A2	Acute myeloid leukemia with multilineage dysplasia, in relapse	Diagnosis	ICD-10-CM
C92.Z0	Other myeloid leukemia not having achieved remission	Diagnosis	ICD-10-CM
C92.Z1	Other myeloid leukemia, in remission	Diagnosis	ICD-10-CM
C92.Z2	Other myeloid leukemia, in relapse	Diagnosis	ICD-10-CM
C93.00	Acute monoblastic/monocytic leukemia, not having achieved remission	Diagnosis	ICD-10-CM
C93.01	Acute monoblastic/monocytic leukemia, in remission	Diagnosis	ICD-10-CM
C93.02	Acute monoblastic/monocytic leukemia, in relapse	Diagnosis	ICD-10-CM
C93.10	Chronic myelomonocytic leukemia not having achieved remission	Diagnosis	ICD-10-CM
C93.11	Chronic myelomonocytic leukemia, in remission	Diagnosis	ICD-10-CM
C93.12	Chronic myelomonocytic leukemia, in relapse	Diagnosis	ICD-10-CM
C93.30	Juvenile myelomonocytic leukemia, not having achieved remission	Diagnosis	ICD-10-CM
C93.31	Juvenile myelomonocytic leukemia, in remission	Diagnosis	ICD-10-CM
C93.32	Juvenile myelomonocytic leukemia, in relapse	Diagnosis	ICD-10-CM
C93.90	Monocytic leukemia, unspecified, not having achieved remission	Diagnosis	ICD-10-CM
C93.91	Monocytic leukemia, unspecified in remission	Diagnosis	ICD-10-CM
C93.92	Monocytic leukemia, unspecified in relapse	Diagnosis	ICD-10-CM
C93.Z0	Other monocytic leukemia, not having achieved remission	Diagnosis	ICD-10-CM
C93.Z1	Other monocytic leukemia, in remission	Diagnosis	ICD-10-CM
C93.Z2	Other monocytic leukemia, in relapse	Diagnosis	ICD-10-CM
C94.00	Acute erythroid leukemia, not having achieved remission	Diagnosis	ICD-10-CM
C94.01	Acute erythroid leukemia, in remission	Diagnosis	ICD-10-CM
C94.02	Acute erythroid leukemia, in relapse	Diagnosis	ICD-10-CM
C94.20	Acute megakaryoblastic leukemia not having achieved remission	Diagnosis	ICD-10-CM
C94.21	Acute megakaryoblastic leukemia, in remission	Diagnosis	ICD-10-CM
C94.22	Acute megakaryoblastic leukemia, in relapse	Diagnosis	ICD-10-CM
C94.30	Mast cell leukemia not having achieved remission	Diagnosis	ICD-10-CM
C94.31	Mast cell leukemia, in remission	Diagnosis	ICD-10-CM
C94.32	Mast cell leukemia, in relapse	Diagnosis	ICD-10-CM
C94.40	Acute panmyelosis with myelofibrosis not having achieved remission	Diagnosis	ICD-10-CM
C94.41	Acute panmyelosis with myelofibrosis, in remission	Diagnosis	ICD-10-CM
C94.42	Acute panmyelosis with myelofibrosis, in relapse	Diagnosis	ICD-10-CM
C94.6	Myelodysplastic disease, not classified	Diagnosis	ICD-10-CM
C94.80	Other specified leukemias not having achieved remission	Diagnosis	ICD-10-CM
C94.81	Other specified leukemias, in remission	Diagnosis	ICD-10-CM
C94.82	Other specified leukemias, in relapse	Diagnosis	ICD-10-CM
C95.00	Acute leukemia of unspecified cell type not having achieved remission	Diagnosis	ICD-10-CM
C95.01	Acute leukemia of unspecified cell type, in remission	Diagnosis	ICD-10-CM
C95.02	Acute leukemia of unspecified cell type, in relapse	Diagnosis	ICD-10-CM

Appendix H. List of Healthcare Common Procedure Coding System (HCPCS), Current Procedural Terminology, Second Edition (CPT-2), Current Procedural Terminology, Fourth Edition (CPT-4), and International Classification of Diseases, Ninth and Tenth Revisions, Clinical Modification (ICD-9-CM and ICD-10-CM) Diagnosis and Procedure Codes Used to Define Baseline Characteristics in this Request

Code	Description	Code Category	Code Type
C95.10	Chronic leukemia of unspecified cell type not having achieved remission	Diagnosis	ICD-10-CM
C95.11	Chronic leukemia of unspecified cell type, in remission	Diagnosis	ICD-10-CM
C95.12	Chronic leukemia of unspecified cell type, in relapse	Diagnosis	ICD-10-CM
C95.90	Leukemia, unspecified not having achieved remission	Diagnosis	ICD-10-CM
C95.91	Leukemia, unspecified, in remission	Diagnosis	ICD-10-CM
C95.92	Leukemia, unspecified, in relapse	Diagnosis	ICD-10-CM
C96.0	Multifocal and multisystemic (disseminated) Langerhans-cell histiocytosis	Diagnosis	ICD-10-CM
C96.20	Malignant mast cell neoplasm, unspecified	Diagnosis	ICD-10-CM
C96.21	Aggressive systemic mastocytosis	Diagnosis	ICD-10-CM
C96.22	Mast cell sarcoma	Diagnosis	ICD-10-CM
C96.29	Other malignant mast cell neoplasm	Diagnosis	ICD-10-CM
C96.4	Sarcoma of dendritic cells (accessory cells)	Diagnosis	ICD-10-CM
C96.9	Malignant neoplasm of lymphoid, hematopoietic and related tissue, unspecified	Diagnosis	ICD-10-CM
C96.A	Histiocytic sarcoma	Diagnosis	ICD-10-CM
C96.Z	Other specified malignant neoplasms of lymphoid, hematopoietic and related tissue	Diagnosis	ICD-10-CM
D00.00	Carcinoma in situ of oral cavity, unspecified site	Diagnosis	ICD-10-CM
D00.01	Carcinoma in situ of labial mucosa and vermilion border	Diagnosis	ICD-10-CM
D00.02	Carcinoma in situ of buccal mucosa	Diagnosis	ICD-10-CM
D00.03	Carcinoma in situ of gingiva and edentulous alveolar ridge	Diagnosis	ICD-10-CM
D00.04	Carcinoma in situ of soft palate	Diagnosis	ICD-10-CM
D00.05	Carcinoma in situ of hard palate	Diagnosis	ICD-10-CM
D00.06	Carcinoma in situ of floor of mouth	Diagnosis	ICD-10-CM
D00.07	Carcinoma in situ of tongue	Diagnosis	ICD-10-CM
D00.08	Carcinoma in situ of pharynx	Diagnosis	ICD-10-CM
D00.1	Carcinoma in situ of esophagus	Diagnosis	ICD-10-CM
D00.2	Carcinoma in situ of stomach	Diagnosis	ICD-10-CM
D01.0	Carcinoma in situ of colon	Diagnosis	ICD-10-CM
D01.1	Carcinoma in situ of rectosigmoid junction	Diagnosis	ICD-10-CM
D01.2	Carcinoma in situ of rectum	Diagnosis	ICD-10-CM
D01.3	Carcinoma in situ of anus and anal canal	Diagnosis	ICD-10-CM
D01.40	Carcinoma in situ of unspecified part of intestine	Diagnosis	ICD-10-CM
D01.49	Carcinoma in situ of other parts of intestine	Diagnosis	ICD-10-CM
D01.5	Carcinoma in situ of liver, gallbladder and bile ducts	Diagnosis	ICD-10-CM
D01.7	Carcinoma in situ of other specified digestive organs	Diagnosis	ICD-10-CM
D01.9	Carcinoma in situ of digestive organ, unspecified	Diagnosis	ICD-10-CM
D02.0	Carcinoma in situ of larynx	Diagnosis	ICD-10-CM
D02.1	Carcinoma in situ of trachea	Diagnosis	ICD-10-CM
D02.20	Carcinoma in situ of unspecified bronchus and lung	Diagnosis	ICD-10-CM
D02.21	Carcinoma in situ of right bronchus and lung	Diagnosis	ICD-10-CM
D02.22	Carcinoma in situ of left bronchus and lung	Diagnosis	ICD-10-CM
D02.3	Carcinoma in situ of other parts of respiratory system	Diagnosis	ICD-10-CM
D02.4	Carcinoma in situ of respiratory system, unspecified	Diagnosis	ICD-10-CM

Appendix H. List of Healthcare Common Procedure Coding System (HCPCS), Current Procedural Terminology, Second Edition (CPT-2), Current Procedural Terminology, Fourth Edition (CPT-4), and International Classification of Diseases, Ninth and Tenth Revisions, Clinical Modification (ICD-9-CM and ICD-10-CM) Diagnosis and Procedure Codes Used to Define Baseline Characteristics in this Request

Code	Description	Code Category	Code Type
D03.0	Melanoma in situ of lip	Diagnosis	ICD-10-CM
D03.10	Melanoma in situ of unspecified eyelid, including canthus	Diagnosis	ICD-10-CM
D03.11	Melanoma in situ of right eyelid, including canthus	Diagnosis	ICD-10-CM
D03.12	Melanoma in situ of left eyelid, including canthus	Diagnosis	ICD-10-CM
D03.20	Melanoma in situ of unspecified ear and external auricular canal	Diagnosis	ICD-10-CM
D03.21	Melanoma in situ of right ear and external auricular canal	Diagnosis	ICD-10-CM
D03.22	Melanoma in situ of left ear and external auricular canal	Diagnosis	ICD-10-CM
D03.30	Melanoma in situ of unspecified part of face	Diagnosis	ICD-10-CM
D03.39	Melanoma in situ of other parts of face	Diagnosis	ICD-10-CM
D03.4	Melanoma in situ of scalp and neck	Diagnosis	ICD-10-CM
D03.51	Melanoma in situ of anal skin	Diagnosis	ICD-10-CM
D03.52	Melanoma in situ of breast (skin) (soft tissue)	Diagnosis	ICD-10-CM
D03.59	Melanoma in situ of other part of trunk	Diagnosis	ICD-10-CM
D03.60	Melanoma in situ of unspecified upper limb, including shoulder	Diagnosis	ICD-10-CM
D03.61	Melanoma in situ of right upper limb, including shoulder	Diagnosis	ICD-10-CM
D03.62	Melanoma in situ of left upper limb, including shoulder	Diagnosis	ICD-10-CM
D03.70	Melanoma in situ of unspecified lower limb, including hip	Diagnosis	ICD-10-CM
D03.71	Melanoma in situ of right lower limb, including hip	Diagnosis	ICD-10-CM
D03.72	Melanoma in situ of left lower limb, including hip	Diagnosis	ICD-10-CM
D03.8	Melanoma in situ of other sites	Diagnosis	ICD-10-CM
D03.9	Melanoma in situ, unspecified	Diagnosis	ICD-10-CM
D04.0	Carcinoma in situ of skin of lip	Diagnosis	ICD-10-CM
D04.10	Carcinoma in situ of skin of unspecified eyelid, including canthus	Diagnosis	ICD-10-CM
D04.11	Carcinoma in situ of skin of right eyelid, including canthus	Diagnosis	ICD-10-CM
D04.12	Carcinoma in situ of skin of left eyelid, including canthus	Diagnosis	ICD-10-CM
D04.20	Carcinoma in situ of skin of unspecified ear and external auricular canal	Diagnosis	ICD-10-CM
D04.21	Carcinoma in situ of skin of right ear and external auricular canal	Diagnosis	ICD-10-CM
D04.22	Carcinoma in situ of skin of left ear and external auricular canal	Diagnosis	ICD-10-CM
D04.30	Carcinoma in situ of skin of unspecified part of face	Diagnosis	ICD-10-CM
D04.39	Carcinoma in situ of skin of other parts of face	Diagnosis	ICD-10-CM
D04.4	Carcinoma in situ of skin of scalp and neck	Diagnosis	ICD-10-CM
D04.5	Carcinoma in situ of skin of trunk	Diagnosis	ICD-10-CM
D04.60	Carcinoma in situ of skin of unspecified upper limb, including shoulder	Diagnosis	ICD-10-CM
D04.61	Carcinoma in situ of skin of right upper limb, including shoulder	Diagnosis	ICD-10-CM
D04.62	Carcinoma in situ of skin of left upper limb, including shoulder	Diagnosis	ICD-10-CM
D04.70	Carcinoma in situ of skin of unspecified lower limb, including hip	Diagnosis	ICD-10-CM
D04.71	Carcinoma in situ of skin of right lower limb, including hip	Diagnosis	ICD-10-CM
D04.72	Carcinoma in situ of skin of left lower limb, including hip	Diagnosis	ICD-10-CM
D04.8	Carcinoma in situ of skin of other sites	Diagnosis	ICD-10-CM
D04.9	Carcinoma in situ of skin, unspecified	Diagnosis	ICD-10-CM
D05.00	Lobular carcinoma in situ of unspecified breast	Diagnosis	ICD-10-CM
D05.01	Lobular carcinoma in situ of right breast	Diagnosis	ICD-10-CM

Appendix H. List of Healthcare Common Procedure Coding System (HCPCS), Current Procedural Terminology, Second Edition (CPT-2), Current Procedural Terminology, Fourth Edition (CPT-4), and International Classification of Diseases, Ninth and Tenth Revisions, Clinical Modification (ICD-9-CM and ICD-10-CM) Diagnosis and Procedure Codes Used to Define Baseline Characteristics in this Request

Code	Description	Code Category	Code Type
D05.02	Lobular carcinoma in situ of left breast	Diagnosis	ICD-10-CM
D05.10	Intraductal carcinoma in situ of unspecified breast	Diagnosis	ICD-10-CM
D05.11	Intraductal carcinoma in situ of right breast	Diagnosis	ICD-10-CM
D05.12	Intraductal carcinoma in situ of left breast	Diagnosis	ICD-10-CM
D05.80	Other specified type of carcinoma in situ of unspecified breast	Diagnosis	ICD-10-CM
D05.81	Other specified type of carcinoma in situ of right breast	Diagnosis	ICD-10-CM
D05.82	Other specified type of carcinoma in situ of left breast	Diagnosis	ICD-10-CM
D05.90	Unspecified type of carcinoma in situ of unspecified breast	Diagnosis	ICD-10-CM
D05.91	Unspecified type of carcinoma in situ of right breast	Diagnosis	ICD-10-CM
D05.92	Unspecified type of carcinoma in situ of left breast	Diagnosis	ICD-10-CM
D06.0	Carcinoma in situ of endocervix	Diagnosis	ICD-10-CM
D06.1	Carcinoma in situ of exocervix	Diagnosis	ICD-10-CM
D06.7	Carcinoma in situ of other parts of cervix	Diagnosis	ICD-10-CM
D06.9	Carcinoma in situ of cervix, unspecified	Diagnosis	ICD-10-CM
D07.0	Carcinoma in situ of endometrium	Diagnosis	ICD-10-CM
D07.1	Carcinoma in situ of vulva	Diagnosis	ICD-10-CM
D07.2	Carcinoma in situ of vagina	Diagnosis	ICD-10-CM
D07.30	Carcinoma in situ of unspecified female genital organs	Diagnosis	ICD-10-CM
D07.39	Carcinoma in situ of other female genital organs	Diagnosis	ICD-10-CM
D07.4	Carcinoma in situ of penis	Diagnosis	ICD-10-CM
D07.5	Carcinoma in situ of prostate	Diagnosis	ICD-10-CM
D07.60	Carcinoma in situ of unspecified male genital organs	Diagnosis	ICD-10-CM
D07.61	Carcinoma in situ of scrotum	Diagnosis	ICD-10-CM
D07.69	Carcinoma in situ of other male genital organs	Diagnosis	ICD-10-CM
D09.0	Carcinoma in situ of bladder	Diagnosis	ICD-10-CM
D09.10	Carcinoma in situ of unspecified urinary organ	Diagnosis	ICD-10-CM
D09.19	Carcinoma in situ of other urinary organs	Diagnosis	ICD-10-CM
D09.20	Carcinoma in situ of unspecified eye	Diagnosis	ICD-10-CM
D09.21	Carcinoma in situ of right eye	Diagnosis	ICD-10-CM
D09.22	Carcinoma in situ of left eye	Diagnosis	ICD-10-CM
D09.3	Carcinoma in situ of thyroid and other endocrine glands	Diagnosis	ICD-10-CM
D09.8	Carcinoma in situ of other specified sites	Diagnosis	ICD-10-CM
D09.9	Carcinoma in situ, unspecified	Diagnosis	ICD-10-CM
D10.0	Benign neoplasm of lip	Diagnosis	ICD-10-CM
D10.1	Benign neoplasm of tongue	Diagnosis	ICD-10-CM
D10.2	Benign neoplasm of floor of mouth	Diagnosis	ICD-10-CM
D10.30	Benign neoplasm of unspecified part of mouth	Diagnosis	ICD-10-CM
D10.39	Benign neoplasm of other parts of mouth	Diagnosis	ICD-10-CM
D10.4	Benign neoplasm of tonsil	Diagnosis	ICD-10-CM
D10.5	Benign neoplasm of other parts of oropharynx	Diagnosis	ICD-10-CM
D10.6	Benign neoplasm of nasopharynx	Diagnosis	ICD-10-CM
D10.7	Benign neoplasm of hypopharynx	Diagnosis	ICD-10-CM

Appendix H. List of Healthcare Common Procedure Coding System (HCPCS), Current Procedural Terminology, Second Edition (CPT-2), Current Procedural Terminology, Fourth Edition (CPT-4), and International Classification of Diseases, Ninth and Tenth Revisions, Clinical Modification (ICD-9-CM and ICD-10-CM) Diagnosis and Procedure Codes Used to Define Baseline Characteristics in this Request

Code	Description	Code Category	Code Type
D10.9	Benign neoplasm of pharynx, unspecified	Diagnosis	ICD-10-CM
D11.0	Benign neoplasm of parotid gland	Diagnosis	ICD-10-CM
D11.7	Benign neoplasm of other major salivary glands	Diagnosis	ICD-10-CM
D11.9	Benign neoplasm of major salivary gland, unspecified	Diagnosis	ICD-10-CM
D12.0	Benign neoplasm of cecum	Diagnosis	ICD-10-CM
D12.1	Benign neoplasm of appendix	Diagnosis	ICD-10-CM
D12.2	Benign neoplasm of ascending colon	Diagnosis	ICD-10-CM
D12.3	Benign neoplasm of transverse colon	Diagnosis	ICD-10-CM
D12.4	Benign neoplasm of descending colon	Diagnosis	ICD-10-CM
D12.5	Benign neoplasm of sigmoid colon	Diagnosis	ICD-10-CM
D12.6	Benign neoplasm of colon, unspecified	Diagnosis	ICD-10-CM
D12.7	Benign neoplasm of rectosigmoid junction	Diagnosis	ICD-10-CM
D12.8	Benign neoplasm of rectum	Diagnosis	ICD-10-CM
D12.9	Benign neoplasm of anus and anal canal	Diagnosis	ICD-10-CM
D13.0	Benign neoplasm of esophagus	Diagnosis	ICD-10-CM
D13.1	Benign neoplasm of stomach	Diagnosis	ICD-10-CM
D13.2	Benign neoplasm of duodenum	Diagnosis	ICD-10-CM
D13.30	Benign neoplasm of unspecified part of small intestine	Diagnosis	ICD-10-CM
D13.39	Benign neoplasm of other parts of small intestine	Diagnosis	ICD-10-CM
D13.4	Benign neoplasm of liver	Diagnosis	ICD-10-CM
D13.5	Benign neoplasm of extrahepatic bile ducts	Diagnosis	ICD-10-CM
D13.6	Benign neoplasm of pancreas	Diagnosis	ICD-10-CM
D13.7	Benign neoplasm of endocrine pancreas	Diagnosis	ICD-10-CM
D13.9	Benign neoplasm of ill-defined sites within the digestive system	Diagnosis	ICD-10-CM
D14.0	Benign neoplasm of middle ear, nasal cavity and accessory sinuses	Diagnosis	ICD-10-CM
D14.1	Benign neoplasm of larynx	Diagnosis	ICD-10-CM
D14.2	Benign neoplasm of trachea	Diagnosis	ICD-10-CM
D14.30	Benign neoplasm of unspecified bronchus and lung	Diagnosis	ICD-10-CM
D14.31	Benign neoplasm of right bronchus and lung	Diagnosis	ICD-10-CM
D14.32	Benign neoplasm of left bronchus and lung	Diagnosis	ICD-10-CM
D14.4	Benign neoplasm of respiratory system, unspecified	Diagnosis	ICD-10-CM
D15.0	Benign neoplasm of thymus	Diagnosis	ICD-10-CM
D15.1	Benign neoplasm of heart	Diagnosis	ICD-10-CM
D15.2	Benign neoplasm of mediastinum	Diagnosis	ICD-10-CM
D15.7	Benign neoplasm of other specified intrathoracic organs	Diagnosis	ICD-10-CM
D15.9	Benign neoplasm of intrathoracic organ, unspecified	Diagnosis	ICD-10-CM
D16.00	Benign neoplasm of scapula and long bones of unspecified upper limb	Diagnosis	ICD-10-CM
D16.01	Benign neoplasm of scapula and long bones of right upper limb	Diagnosis	ICD-10-CM
D16.02	Benign neoplasm of scapula and long bones of left upper limb	Diagnosis	ICD-10-CM
D16.10	Benign neoplasm of short bones of unspecified upper limb	Diagnosis	ICD-10-CM
D16.11	Benign neoplasm of short bones of right upper limb	Diagnosis	ICD-10-CM
D16.12	Benign neoplasm of short bones of left upper limb	Diagnosis	ICD-10-CM

Appendix H. List of Healthcare Common Procedure Coding System (HCPCS), Current Procedural Terminology, Second Edition (CPT-2), Current Procedural Terminology, Fourth Edition (CPT-4), and International Classification of Diseases, Ninth and Tenth Revisions, Clinical Modification (ICD-9-CM and ICD-10-CM) Diagnosis and Procedure Codes Used to Define Baseline Characteristics in this Request

Code	Description	Code Category	Code Type
D16.20	Benign neoplasm of long bones of unspecified lower limb	Diagnosis	ICD-10-CM
D16.21	Benign neoplasm of long bones of right lower limb	Diagnosis	ICD-10-CM
D16.22	Benign neoplasm of long bones of left lower limb	Diagnosis	ICD-10-CM
D16.30	Benign neoplasm of short bones of unspecified lower limb	Diagnosis	ICD-10-CM
D16.31	Benign neoplasm of short bones of right lower limb	Diagnosis	ICD-10-CM
D16.32	Benign neoplasm of short bones of left lower limb	Diagnosis	ICD-10-CM
D16.4	Benign neoplasm of bones of skull and face	Diagnosis	ICD-10-CM
D16.5	Benign neoplasm of lower jaw bone	Diagnosis	ICD-10-CM
D16.6	Benign neoplasm of vertebral column	Diagnosis	ICD-10-CM
D16.7	Benign neoplasm of ribs, sternum and clavicle	Diagnosis	ICD-10-CM
D16.8	Benign neoplasm of pelvic bones, sacrum and coccyx	Diagnosis	ICD-10-CM
D16.9	Benign neoplasm of bone and articular cartilage, unspecified	Diagnosis	ICD-10-CM
D17.0	Benign lipomatous neoplasm of skin and subcutaneous tissue of head, face and neck	Diagnosis	ICD-10-CM
D17.1	Benign lipomatous neoplasm of skin and subcutaneous tissue of trunk	Diagnosis	ICD-10-CM
D17.20	Benign lipomatous neoplasm of skin and subcutaneous tissue of unspecified limb	Diagnosis	ICD-10-CM
D17.21	Benign lipomatous neoplasm of skin and subcutaneous tissue of right arm	Diagnosis	ICD-10-CM
D17.22	Benign lipomatous neoplasm of skin and subcutaneous tissue of left arm	Diagnosis	ICD-10-CM
D17.23	Benign lipomatous neoplasm of skin and subcutaneous tissue of right leg	Diagnosis	ICD-10-CM
D17.24	Benign lipomatous neoplasm of skin and subcutaneous tissue of left leg	Diagnosis	ICD-10-CM
D17.30	Benign lipomatous neoplasm of skin and subcutaneous tissue of unspecified sites	Diagnosis	ICD-10-CM
D17.39	Benign lipomatous neoplasm of skin and subcutaneous tissue of other sites	Diagnosis	ICD-10-CM
D17.4	Benign lipomatous neoplasm of intrathoracic organs	Diagnosis	ICD-10-CM
D17.5	Benign lipomatous neoplasm of intra-abdominal organs	Diagnosis	ICD-10-CM
D17.6	Benign lipomatous neoplasm of spermatic cord	Diagnosis	ICD-10-CM
D17.71	Benign lipomatous neoplasm of kidney	Diagnosis	ICD-10-CM
D17.72	Benign lipomatous neoplasm of other genitourinary organ	Diagnosis	ICD-10-CM
D17.79	Benign lipomatous neoplasm of other sites	Diagnosis	ICD-10-CM
D17.9	Benign lipomatous neoplasm, unspecified	Diagnosis	ICD-10-CM
D18.00	Hemangioma unspecified site	Diagnosis	ICD-10-CM
D18.01	Hemangioma of skin and subcutaneous tissue	Diagnosis	ICD-10-CM
D18.02	Hemangioma of intracranial structures	Diagnosis	ICD-10-CM
D18.03	Hemangioma of intra-abdominal structures	Diagnosis	ICD-10-CM
D18.09	Hemangioma of other sites	Diagnosis	ICD-10-CM
D18.1	Lymphangioma, any site	Diagnosis	ICD-10-CM
D19.0	Benign neoplasm of mesothelial tissue of pleura	Diagnosis	ICD-10-CM
D19.1	Benign neoplasm of mesothelial tissue of peritoneum	Diagnosis	ICD-10-CM
D19.7	Benign neoplasm of mesothelial tissue of other sites	Diagnosis	ICD-10-CM
D19.9	Benign neoplasm of mesothelial tissue, unspecified	Diagnosis	ICD-10-CM
D20.0	Benign neoplasm of soft tissue of retroperitoneum	Diagnosis	ICD-10-CM
D20.1	Benign neoplasm of soft tissue of peritoneum	Diagnosis	ICD-10-CM
D21.0	Benign neoplasm of connective and other soft tissue of head, face and neck	Diagnosis	ICD-10-CM

Appendix H. List of Healthcare Common Procedure Coding System (HCPCS), Current Procedural Terminology, Second Edition (CPT-2), Current Procedural Terminology, Fourth Edition (CPT-4), and International Classification of Diseases, Ninth and Tenth Revisions, Clinical Modification (ICD-9-CM and ICD-10-CM) Diagnosis and Procedure Codes Used to Define Baseline Characteristics in this Request

Code	Description	Code Category	Code Type
D21.10	Benign neoplasm of connective and other soft tissue of unspecified upper limb, including shoulder	Diagnosis	ICD-10-CM
D21.11	Benign neoplasm of connective and other soft tissue of right upper limb, including shoulder	Diagnosis	ICD-10-CM
D21.12	Benign neoplasm of connective and other soft tissue of left upper limb, including shoulder	Diagnosis	ICD-10-CM
D21.20	Benign neoplasm of connective and other soft tissue of unspecified lower limb, including hip	Diagnosis	ICD-10-CM
D21.21	Benign neoplasm of connective and other soft tissue of right lower limb, including hip	Diagnosis	ICD-10-CM
D21.22	Benign neoplasm of connective and other soft tissue of left lower limb, including hip	Diagnosis	ICD-10-CM
D21.3	Benign neoplasm of connective and other soft tissue of thorax	Diagnosis	ICD-10-CM
D21.4	Benign neoplasm of connective and other soft tissue of abdomen	Diagnosis	ICD-10-CM
D21.5	Benign neoplasm of connective and other soft tissue of pelvis	Diagnosis	ICD-10-CM
D21.6	Benign neoplasm of connective and other soft tissue of trunk, unspecified	Diagnosis	ICD-10-CM
D21.9	Benign neoplasm of connective and other soft tissue, unspecified	Diagnosis	ICD-10-CM
D22.0	Melanocytic nevi of lip	Diagnosis	ICD-10-CM
D22.10	Melanocytic nevi of unspecified eyelid, including canthus	Diagnosis	ICD-10-CM
D22.11	Melanocytic nevi of right eyelid, including canthus	Diagnosis	ICD-10-CM
D22.12	Melanocytic nevi of left eyelid, including canthus	Diagnosis	ICD-10-CM
D22.20	Melanocytic nevi of unspecified ear and external auricular canal	Diagnosis	ICD-10-CM
D22.21	Melanocytic nevi of right ear and external auricular canal	Diagnosis	ICD-10-CM
D22.22	Melanocytic nevi of left ear and external auricular canal	Diagnosis	ICD-10-CM
D22.30	Melanocytic nevi of unspecified part of face	Diagnosis	ICD-10-CM
D22.39	Melanocytic nevi of other parts of face	Diagnosis	ICD-10-CM
D22.4	Melanocytic nevi of scalp and neck	Diagnosis	ICD-10-CM
D22.5	Melanocytic nevi of trunk	Diagnosis	ICD-10-CM
D22.60	Melanocytic nevi of unspecified upper limb, including shoulder	Diagnosis	ICD-10-CM
D22.61	Melanocytic nevi of right upper limb, including shoulder	Diagnosis	ICD-10-CM
D22.62	Melanocytic nevi of left upper limb, including shoulder	Diagnosis	ICD-10-CM
D22.70	Melanocytic nevi of unspecified lower limb, including hip	Diagnosis	ICD-10-CM
D22.71	Melanocytic nevi of right lower limb, including hip	Diagnosis	ICD-10-CM
D22.72	Melanocytic nevi of left lower limb, including hip	Diagnosis	ICD-10-CM
D22.9	Melanocytic nevi, unspecified	Diagnosis	ICD-10-CM
D23.0	Other benign neoplasm of skin of lip	Diagnosis	ICD-10-CM
D23.10	Other benign neoplasm of skin of unspecified eyelid, including canthus	Diagnosis	ICD-10-CM
D23.11	Other benign neoplasm of skin of right eyelid, including canthus	Diagnosis	ICD-10-CM
D23.12	Other benign neoplasm of skin of left eyelid, including canthus	Diagnosis	ICD-10-CM
D23.20	Other benign neoplasm of skin of unspecified ear and external auricular canal	Diagnosis	ICD-10-CM
D23.21	Other benign neoplasm of skin of right ear and external auricular canal	Diagnosis	ICD-10-CM
D23.22	Other benign neoplasm of skin of left ear and external auricular canal	Diagnosis	ICD-10-CM
D23.30	Other benign neoplasm of skin of unspecified part of face	Diagnosis	ICD-10-CM
D23.39	Other benign neoplasm of skin of other parts of face	Diagnosis	ICD-10-CM

Appendix H. List of Healthcare Common Procedure Coding System (HCPCS), Current Procedural Terminology, Second Edition (CPT-2), Current Procedural Terminology, Fourth Edition (CPT-4), and International Classification of Diseases, Ninth and Tenth Revisions, Clinical Modification (ICD-9-CM and ICD-10-CM) Diagnosis and Procedure Codes Used to Define Baseline Characteristics in this Request

Code	Description	Code Category	Code Type
D23.4	Other benign neoplasm of skin of scalp and neck	Diagnosis	ICD-10-CM
D23.5	Other benign neoplasm of skin of trunk	Diagnosis	ICD-10-CM
D23.60	Other benign neoplasm of skin of unspecified upper limb, including shoulder	Diagnosis	ICD-10-CM
D23.61	Other benign neoplasm of skin of right upper limb, including shoulder	Diagnosis	ICD-10-CM
D23.62	Other benign neoplasm of skin of left upper limb, including shoulder	Diagnosis	ICD-10-CM
D23.70	Other benign neoplasm of skin of unspecified lower limb, including hip	Diagnosis	ICD-10-CM
D23.71	Other benign neoplasm of skin of right lower limb, including hip	Diagnosis	ICD-10-CM
D23.72	Other benign neoplasm of skin of left lower limb, including hip	Diagnosis	ICD-10-CM
D23.9	Other benign neoplasm of skin, unspecified	Diagnosis	ICD-10-CM
D24.1	Benign neoplasm of right breast	Diagnosis	ICD-10-CM
D24.2	Benign neoplasm of left breast	Diagnosis	ICD-10-CM
D24.9	Benign neoplasm of unspecified breast	Diagnosis	ICD-10-CM
D25.0	Submucous leiomyoma of uterus	Diagnosis	ICD-10-CM
D25.1	Intramural leiomyoma of uterus	Diagnosis	ICD-10-CM
D25.2	Subserosal leiomyoma of uterus	Diagnosis	ICD-10-CM
D25.9	Leiomyoma of uterus, unspecified	Diagnosis	ICD-10-CM
D26.0	Other benign neoplasm of cervix uteri	Diagnosis	ICD-10-CM
D26.1	Other benign neoplasm of corpus uteri	Diagnosis	ICD-10-CM
D26.7	Other benign neoplasm of other parts of uterus	Diagnosis	ICD-10-CM
D26.9	Other benign neoplasm of uterus, unspecified	Diagnosis	ICD-10-CM
D27.0	Benign neoplasm of right ovary	Diagnosis	ICD-10-CM
D27.1	Benign neoplasm of left ovary	Diagnosis	ICD-10-CM
D27.9	Benign neoplasm of unspecified ovary	Diagnosis	ICD-10-CM
D28.0	Benign neoplasm of vulva	Diagnosis	ICD-10-CM
D28.1	Benign neoplasm of vagina	Diagnosis	ICD-10-CM
D28.2	Benign neoplasm of uterine tubes and ligaments	Diagnosis	ICD-10-CM
D28.7	Benign neoplasm of other specified female genital organs	Diagnosis	ICD-10-CM
D28.9	Benign neoplasm of female genital organ, unspecified	Diagnosis	ICD-10-CM
D29.0	Benign neoplasm of penis	Diagnosis	ICD-10-CM
D29.1	Benign neoplasm of prostate	Diagnosis	ICD-10-CM
D29.20	Benign neoplasm of unspecified testis	Diagnosis	ICD-10-CM
D29.21	Benign neoplasm of right testis	Diagnosis	ICD-10-CM
D29.22	Benign neoplasm of left testis	Diagnosis	ICD-10-CM
D29.30	Benign neoplasm of unspecified epididymis	Diagnosis	ICD-10-CM
D29.31	Benign neoplasm of right epididymis	Diagnosis	ICD-10-CM
D29.32	Benign neoplasm of left epididymis	Diagnosis	ICD-10-CM
D29.4	Benign neoplasm of scrotum	Diagnosis	ICD-10-CM
D29.8	Benign neoplasm of other specified male genital organs	Diagnosis	ICD-10-CM
D29.9	Benign neoplasm of male genital organ, unspecified	Diagnosis	ICD-10-CM
D30.00	Benign neoplasm of unspecified kidney	Diagnosis	ICD-10-CM
D30.01	Benign neoplasm of right kidney	Diagnosis	ICD-10-CM
D30.02	Benign neoplasm of left kidney	Diagnosis	ICD-10-CM

Appendix H. List of Healthcare Common Procedure Coding System (HCPCS), Current Procedural Terminology, Second Edition (CPT-2), Current Procedural Terminology, Fourth Edition (CPT-4), and International Classification of Diseases, Ninth and Tenth Revisions, Clinical Modification (ICD-9-CM and ICD-10-CM) Diagnosis and Procedure Codes Used to Define Baseline Characteristics in this Request

Code	Description	Code Category	Code Type
D30.10	Benign neoplasm of unspecified renal pelvis	Diagnosis	ICD-10-CM
D30.11	Benign neoplasm of right renal pelvis	Diagnosis	ICD-10-CM
D30.12	Benign neoplasm of left renal pelvis	Diagnosis	ICD-10-CM
D30.20	Benign neoplasm of unspecified ureter	Diagnosis	ICD-10-CM
D30.21	Benign neoplasm of right ureter	Diagnosis	ICD-10-CM
D30.22	Benign neoplasm of left ureter	Diagnosis	ICD-10-CM
D30.3	Benign neoplasm of bladder	Diagnosis	ICD-10-CM
D30.4	Benign neoplasm of urethra	Diagnosis	ICD-10-CM
D30.8	Benign neoplasm of other specified urinary organs	Diagnosis	ICD-10-CM
D30.9	Benign neoplasm of urinary organ, unspecified	Diagnosis	ICD-10-CM
D31.00	Benign neoplasm of unspecified conjunctiva	Diagnosis	ICD-10-CM
D31.01	Benign neoplasm of right conjunctiva	Diagnosis	ICD-10-CM
D31.02	Benign neoplasm of left conjunctiva	Diagnosis	ICD-10-CM
D31.10	Benign neoplasm of unspecified cornea	Diagnosis	ICD-10-CM
D31.11	Benign neoplasm of right cornea	Diagnosis	ICD-10-CM
D31.12	Benign neoplasm of left cornea	Diagnosis	ICD-10-CM
D31.20	Benign neoplasm of unspecified retina	Diagnosis	ICD-10-CM
D31.21	Benign neoplasm of right retina	Diagnosis	ICD-10-CM
D31.22	Benign neoplasm of left retina	Diagnosis	ICD-10-CM
D31.30	Benign neoplasm of unspecified choroid	Diagnosis	ICD-10-CM
D31.31	Benign neoplasm of right choroid	Diagnosis	ICD-10-CM
D31.32	Benign neoplasm of left choroid	Diagnosis	ICD-10-CM
D31.40	Benign neoplasm of unspecified ciliary body	Diagnosis	ICD-10-CM
D31.41	Benign neoplasm of right ciliary body	Diagnosis	ICD-10-CM
D31.42	Benign neoplasm of left ciliary body	Diagnosis	ICD-10-CM
D31.50	Benign neoplasm of unspecified lacrimal gland and duct	Diagnosis	ICD-10-CM
D31.51	Benign neoplasm of right lacrimal gland and duct	Diagnosis	ICD-10-CM
D31.52	Benign neoplasm of left lacrimal gland and duct	Diagnosis	ICD-10-CM
D31.60	Benign neoplasm of unspecified site of unspecified orbit	Diagnosis	ICD-10-CM
D31.61	Benign neoplasm of unspecified site of right orbit	Diagnosis	ICD-10-CM
D31.62	Benign neoplasm of unspecified site of left orbit	Diagnosis	ICD-10-CM
D31.90	Benign neoplasm of unspecified part of unspecified eye	Diagnosis	ICD-10-CM
D31.91	Benign neoplasm of unspecified part of right eye	Diagnosis	ICD-10-CM
D31.92	Benign neoplasm of unspecified part of left eye	Diagnosis	ICD-10-CM
D32.0	Benign neoplasm of cerebral meninges	Diagnosis	ICD-10-CM
D32.1	Benign neoplasm of spinal meninges	Diagnosis	ICD-10-CM
D32.9	Benign neoplasm of meninges, unspecified	Diagnosis	ICD-10-CM
D33.0	Benign neoplasm of brain, supratentorial	Diagnosis	ICD-10-CM
D33.1	Benign neoplasm of brain, infratentorial	Diagnosis	ICD-10-CM
D33.2	Benign neoplasm of brain, unspecified	Diagnosis	ICD-10-CM
D33.3	Benign neoplasm of cranial nerves	Diagnosis	ICD-10-CM
D33.4	Benign neoplasm of spinal cord	Diagnosis	ICD-10-CM

Appendix H. List of Healthcare Common Procedure Coding System (HCPCS), Current Procedural Terminology, Second Edition (CPT-2), Current Procedural Terminology, Fourth Edition (CPT-4), and International Classification of Diseases, Ninth and Tenth Revisions, Clinical Modification (ICD-9-CM and ICD-10-CM) Diagnosis and Procedure Codes Used to Define Baseline Characteristics in this Request

Code	Description	Code Category	Code Type
D33.7	Benign neoplasm of other specified parts of central nervous system	Diagnosis	ICD-10-CM
D33.9	Benign neoplasm of central nervous system, unspecified	Diagnosis	ICD-10-CM
D34	Benign neoplasm of thyroid gland	Diagnosis	ICD-10-CM
D35.00	Benign neoplasm of unspecified adrenal gland	Diagnosis	ICD-10-CM
D35.01	Benign neoplasm of right adrenal gland	Diagnosis	ICD-10-CM
D35.02	Benign neoplasm of left adrenal gland	Diagnosis	ICD-10-CM
D35.1	Benign neoplasm of parathyroid gland	Diagnosis	ICD-10-CM
D35.2	Benign neoplasm of pituitary gland	Diagnosis	ICD-10-CM
D35.3	Benign neoplasm of craniopharyngeal duct	Diagnosis	ICD-10-CM
D35.4	Benign neoplasm of pineal gland	Diagnosis	ICD-10-CM
D35.5	Benign neoplasm of carotid body	Diagnosis	ICD-10-CM
D35.6	Benign neoplasm of aortic body and other paraganglia	Diagnosis	ICD-10-CM
D35.7	Benign neoplasm of other specified endocrine glands	Diagnosis	ICD-10-CM
D35.9	Benign neoplasm of endocrine gland, unspecified	Diagnosis	ICD-10-CM
D36.0	Benign neoplasm of lymph nodes	Diagnosis	ICD-10-CM
D36.10	Benign neoplasm of peripheral nerves and autonomic nervous system, unspecified	Diagnosis	ICD-10-CM
D36.11	Benign neoplasm of peripheral nerves and autonomic nervous system of face, head, and neck	Diagnosis	ICD-10-CM
D36.12	Benign neoplasm of peripheral nerves and autonomic nervous system, upper limb, including shoulder	Diagnosis	ICD-10-CM
D36.13	Benign neoplasm of peripheral nerves and autonomic nervous system of lower limb, including hip	Diagnosis	ICD-10-CM
D36.14	Benign neoplasm of peripheral nerves and autonomic nervous system of thorax	Diagnosis	ICD-10-CM
D36.15	Benign neoplasm of peripheral nerves and autonomic nervous system of abdomen	Diagnosis	ICD-10-CM
D36.16	Benign neoplasm of peripheral nerves and autonomic nervous system of pelvis	Diagnosis	ICD-10-CM
D36.17	Benign neoplasm of peripheral nerves and autonomic nervous system of trunk, unspecified	Diagnosis	ICD-10-CM
D36.7	Benign neoplasm of other specified sites	Diagnosis	ICD-10-CM
D36.9	Benign neoplasm, unspecified site	Diagnosis	ICD-10-CM
D37.01	Neoplasm of uncertain behavior of lip	Diagnosis	ICD-10-CM
D37.02	Neoplasm of uncertain behavior of tongue	Diagnosis	ICD-10-CM
D37.030	Neoplasm of uncertain behavior of the parotid salivary glands	Diagnosis	ICD-10-CM
D37.031	Neoplasm of uncertain behavior of the sublingual salivary glands	Diagnosis	ICD-10-CM
D37.032	Neoplasm of uncertain behavior of the submandibular salivary glands	Diagnosis	ICD-10-CM
D37.039	Neoplasm of uncertain behavior of the major salivary glands, unspecified	Diagnosis	ICD-10-CM
D37.04	Neoplasm of uncertain behavior of the minor salivary glands	Diagnosis	ICD-10-CM
D37.05	Neoplasm of uncertain behavior of pharynx	Diagnosis	ICD-10-CM
D37.09	Neoplasm of uncertain behavior of other specified sites of the oral cavity	Diagnosis	ICD-10-CM
D37.1	Neoplasm of uncertain behavior of stomach	Diagnosis	ICD-10-CM
D37.2	Neoplasm of uncertain behavior of small intestine	Diagnosis	ICD-10-CM
D37.3	Neoplasm of uncertain behavior of appendix	Diagnosis	ICD-10-CM
D37.4	Neoplasm of uncertain behavior of colon	Diagnosis	ICD-10-CM

Appendix H. List of Healthcare Common Procedure Coding System (HCPCS), Current Procedural Terminology, Second Edition (CPT-2), Current Procedural Terminology, Fourth Edition (CPT-4), and International Classification of Diseases, Ninth and Tenth Revisions, Clinical Modification (ICD-9-CM and ICD-10-CM) Diagnosis and Procedure Codes Used to Define Baseline Characteristics in this Request

Code	Description	Code Category	Code Type
D37.5	Neoplasm of uncertain behavior of rectum	Diagnosis	ICD-10-CM
D37.6	Neoplasm of uncertain behavior of liver, gallbladder and bile ducts	Diagnosis	ICD-10-CM
D37.8	Neoplasm of uncertain behavior of other specified digestive organs	Diagnosis	ICD-10-CM
D37.9	Neoplasm of uncertain behavior of digestive organ, unspecified	Diagnosis	ICD-10-CM
D38.0	Neoplasm of uncertain behavior of larynx	Diagnosis	ICD-10-CM
D38.1	Neoplasm of uncertain behavior of trachea, bronchus and lung	Diagnosis	ICD-10-CM
D38.2	Neoplasm of uncertain behavior of pleura	Diagnosis	ICD-10-CM
D38.3	Neoplasm of uncertain behavior of mediastinum	Diagnosis	ICD-10-CM
D38.4	Neoplasm of uncertain behavior of thymus	Diagnosis	ICD-10-CM
D38.5	Neoplasm of uncertain behavior of other respiratory organs	Diagnosis	ICD-10-CM
D38.6	Neoplasm of uncertain behavior of respiratory organ, unspecified	Diagnosis	ICD-10-CM
D39.0	Neoplasm of uncertain behavior of uterus	Diagnosis	ICD-10-CM
D39.10	Neoplasm of uncertain behavior of unspecified ovary	Diagnosis	ICD-10-CM
D39.11	Neoplasm of uncertain behavior of right ovary	Diagnosis	ICD-10-CM
D39.12	Neoplasm of uncertain behavior of left ovary	Diagnosis	ICD-10-CM
D39.2	Neoplasm of uncertain behavior of placenta	Diagnosis	ICD-10-CM
D39.8	Neoplasm of uncertain behavior of other specified female genital organs	Diagnosis	ICD-10-CM
D39.9	Neoplasm of uncertain behavior of female genital organ, unspecified	Diagnosis	ICD-10-CM
D3A.00	Benign carcinoid tumor of unspecified site	Diagnosis	ICD-10-CM
D3A.010	Benign carcinoid tumor of the duodenum	Diagnosis	ICD-10-CM
D3A.011	Benign carcinoid tumor of the jejunum	Diagnosis	ICD-10-CM
D3A.012	Benign carcinoid tumor of the ileum	Diagnosis	ICD-10-CM
D3A.019	Benign carcinoid tumor of the small intestine, unspecified portion	Diagnosis	ICD-10-CM
D3A.020	Benign carcinoid tumor of the appendix	Diagnosis	ICD-10-CM
D3A.021	Benign carcinoid tumor of the cecum	Diagnosis	ICD-10-CM
D3A.022	Benign carcinoid tumor of the ascending colon	Diagnosis	ICD-10-CM
D3A.023	Benign carcinoid tumor of the transverse colon	Diagnosis	ICD-10-CM
D3A.024	Benign carcinoid tumor of the descending colon	Diagnosis	ICD-10-CM
D3A.025	Benign carcinoid tumor of the sigmoid colon	Diagnosis	ICD-10-CM
D3A.026	Benign carcinoid tumor of the rectum	Diagnosis	ICD-10-CM
D3A.029	Benign carcinoid tumor of the large intestine, unspecified portion	Diagnosis	ICD-10-CM
D3A.090	Benign carcinoid tumor of the bronchus and lung	Diagnosis	ICD-10-CM
D3A.091	Benign carcinoid tumor of the thymus	Diagnosis	ICD-10-CM
D3A.092	Benign carcinoid tumor of the stomach	Diagnosis	ICD-10-CM
D3A.093	Benign carcinoid tumor of the kidney	Diagnosis	ICD-10-CM
D3A.094	Benign carcinoid tumor of the foregut, unspecified	Diagnosis	ICD-10-CM
D3A.095	Benign carcinoid tumor of the midgut, unspecified	Diagnosis	ICD-10-CM
D3A.096	Benign carcinoid tumor of the hindgut, unspecified	Diagnosis	ICD-10-CM
D3A.098	Benign carcinoid tumors of other sites	Diagnosis	ICD-10-CM
D3A.8	Other benign neuroendocrine tumors	Diagnosis	ICD-10-CM
D40.0	Neoplasm of uncertain behavior of prostate	Diagnosis	ICD-10-CM
D40.10	Neoplasm of uncertain behavior of unspecified testis	Diagnosis	ICD-10-CM

Appendix H. List of Healthcare Common Procedure Coding System (HCPCS), Current Procedural Terminology, Second Edition (CPT-2), Current Procedural Terminology, Fourth Edition (CPT-4), and International Classification of Diseases, Ninth and Tenth Revisions, Clinical Modification (ICD-9-CM and ICD-10-CM) Diagnosis and Procedure Codes Used to Define Baseline Characteristics in this Request

Code	Description	Code Category	Code Type
D40.11	Neoplasm of uncertain behavior of right testis	Diagnosis	ICD-10-CM
D40.12	Neoplasm of uncertain behavior of left testis	Diagnosis	ICD-10-CM
D40.8	Neoplasm of uncertain behavior of other specified male genital organs	Diagnosis	ICD-10-CM
D40.9	Neoplasm of uncertain behavior of male genital organ, unspecified	Diagnosis	ICD-10-CM
D41.00	Neoplasm of uncertain behavior of unspecified kidney	Diagnosis	ICD-10-CM
D41.01	Neoplasm of uncertain behavior of right kidney	Diagnosis	ICD-10-CM
D41.02	Neoplasm of uncertain behavior of left kidney	Diagnosis	ICD-10-CM
D41.10	Neoplasm of uncertain behavior of unspecified renal pelvis	Diagnosis	ICD-10-CM
D41.11	Neoplasm of uncertain behavior of right renal pelvis	Diagnosis	ICD-10-CM
D41.12	Neoplasm of uncertain behavior of left renal pelvis	Diagnosis	ICD-10-CM
D41.20	Neoplasm of uncertain behavior of unspecified ureter	Diagnosis	ICD-10-CM
D41.21	Neoplasm of uncertain behavior of right ureter	Diagnosis	ICD-10-CM
D41.22	Neoplasm of uncertain behavior of left ureter	Diagnosis	ICD-10-CM
D41.3	Neoplasm of uncertain behavior of urethra	Diagnosis	ICD-10-CM
D41.4	Neoplasm of uncertain behavior of bladder	Diagnosis	ICD-10-CM
D41.8	Neoplasm of uncertain behavior of other specified urinary organs	Diagnosis	ICD-10-CM
D41.9	Neoplasm of uncertain behavior of unspecified urinary organ	Diagnosis	ICD-10-CM
D42.0	Neoplasm of uncertain behavior of cerebral meninges	Diagnosis	ICD-10-CM
D42.1	Neoplasm of uncertain behavior of spinal meninges	Diagnosis	ICD-10-CM
D42.9	Neoplasm of uncertain behavior of meninges, unspecified	Diagnosis	ICD-10-CM
D43.0	Neoplasm of uncertain behavior of brain, supratentorial	Diagnosis	ICD-10-CM
D43.1	Neoplasm of uncertain behavior of brain, infratentorial	Diagnosis	ICD-10-CM
D43.2	Neoplasm of uncertain behavior of brain, unspecified	Diagnosis	ICD-10-CM
D43.3	Neoplasm of uncertain behavior of cranial nerves	Diagnosis	ICD-10-CM
D43.4	Neoplasm of uncertain behavior of spinal cord	Diagnosis	ICD-10-CM
D43.8	Neoplasm of uncertain behavior of other specified parts of central nervous system	Diagnosis	ICD-10-CM
D43.9	Neoplasm of uncertain behavior of central nervous system, unspecified	Diagnosis	ICD-10-CM
D44.0	Neoplasm of uncertain behavior of thyroid gland	Diagnosis	ICD-10-CM
D44.10	Neoplasm of uncertain behavior of unspecified adrenal gland	Diagnosis	ICD-10-CM
D44.11	Neoplasm of uncertain behavior of right adrenal gland	Diagnosis	ICD-10-CM
D44.12	Neoplasm of uncertain behavior of left adrenal gland	Diagnosis	ICD-10-CM
D44.2	Neoplasm of uncertain behavior of parathyroid gland	Diagnosis	ICD-10-CM
D44.3	Neoplasm of uncertain behavior of pituitary gland	Diagnosis	ICD-10-CM
D44.4	Neoplasm of uncertain behavior of craniopharyngeal duct	Diagnosis	ICD-10-CM
D44.5	Neoplasm of uncertain behavior of pineal gland	Diagnosis	ICD-10-CM
D44.6	Neoplasm of uncertain behavior of carotid body	Diagnosis	ICD-10-CM
D44.7	Neoplasm of uncertain behavior of aortic body and other paraganglia	Diagnosis	ICD-10-CM
D44.9	Neoplasm of uncertain behavior of unspecified endocrine gland	Diagnosis	ICD-10-CM
D45	Polycythemia vera	Diagnosis	ICD-10-CM
D46.0	Refractory anemia without ring sideroblasts, so stated	Diagnosis	ICD-10-CM
D46.1	Refractory anemia with ring sideroblasts	Diagnosis	ICD-10-CM
D46.20	Refractory anemia with excess of blasts, unspecified	Diagnosis	ICD-10-CM

Appendix H. List of Healthcare Common Procedure Coding System (HCPCS), Current Procedural Terminology, Second Edition (CPT-2), Current Procedural Terminology, Fourth Edition (CPT-4), and International Classification of Diseases, Ninth and Tenth Revisions, Clinical Modification (ICD-9-CM and ICD-10-CM) Diagnosis and Procedure Codes Used to Define Baseline Characteristics in this Request

Code	Description	Code Category	Code Type
D46.21	Refractory anemia with excess of blasts 1	Diagnosis	ICD-10-CM
D46.22	Refractory anemia with excess of blasts 2	Diagnosis	ICD-10-CM
D46.4	Refractory anemia, unspecified	Diagnosis	ICD-10-CM
D46.9	Myelodysplastic syndrome, unspecified	Diagnosis	ICD-10-CM
D46.A	Refractory cytopenia with multilineage dysplasia	Diagnosis	ICD-10-CM
D46.B	Refractory cytopenia with multilineage dysplasia and ring sideroblasts	Diagnosis	ICD-10-CM
D46.C	Myelodysplastic syndrome with isolated del(5q) chromosomal abnormality	Diagnosis	ICD-10-CM
D46.Z	Other myelodysplastic syndromes	Diagnosis	ICD-10-CM
D47.01	Cutaneous mastocytosis	Diagnosis	ICD-10-CM
D47.02	Systemic mastocytosis	Diagnosis	ICD-10-CM
D47.09	Other mast cell neoplasms of uncertain behavior	Diagnosis	ICD-10-CM
D47.1	Chronic myeloproliferative disease	Diagnosis	ICD-10-CM
D47.3	Essential (hemorrhagic) thrombocythemia	Diagnosis	ICD-10-CM
D47.9	Neoplasm of uncertain behavior of lymphoid, hematopoietic and related tissue, unspecified	Diagnosis	ICD-10-CM
D47.Z1	Post-transplant lymphoproliferative disorder (PTLD)	Diagnosis	ICD-10-CM
D47.Z2	Castleman disease	Diagnosis	ICD-10-CM
D47.Z9	Other specified neoplasms of uncertain behavior of lymphoid, hematopoietic and related tissue	Diagnosis	ICD-10-CM
D48.0	Neoplasm of uncertain behavior of bone and articular cartilage	Diagnosis	ICD-10-CM
D48.1	Neoplasm of uncertain behavior of connective and other soft tissue	Diagnosis	ICD-10-CM
D48.2	Neoplasm of uncertain behavior of peripheral nerves and autonomic nervous system	Diagnosis	ICD-10-CM
D48.3	Neoplasm of uncertain behavior of retroperitoneum	Diagnosis	ICD-10-CM
D48.4	Neoplasm of uncertain behavior of peritoneum	Diagnosis	ICD-10-CM
D48.5	Neoplasm of uncertain behavior of skin	Diagnosis	ICD-10-CM
D48.60	Neoplasm of uncertain behavior of unspecified breast	Diagnosis	ICD-10-CM
D48.61	Neoplasm of uncertain behavior of right breast	Diagnosis	ICD-10-CM
D48.62	Neoplasm of uncertain behavior of left breast	Diagnosis	ICD-10-CM
D48.7	Neoplasm of uncertain behavior of other specified sites	Diagnosis	ICD-10-CM
D48.9	Neoplasm of uncertain behavior, unspecified	Diagnosis	ICD-10-CM
D49.0	Neoplasm of unspecified behavior of digestive system	Diagnosis	ICD-10-CM
D49.1	Neoplasm of unspecified behavior of respiratory system	Diagnosis	ICD-10-CM
D49.2	Neoplasm of unspecified behavior of bone, soft tissue, and skin	Diagnosis	ICD-10-CM
D49.3	Neoplasm of unspecified behavior of breast	Diagnosis	ICD-10-CM
D49.4	Neoplasm of unspecified behavior of bladder	Diagnosis	ICD-10-CM
D49.511	Neoplasm of unspecified behavior of right kidney	Diagnosis	ICD-10-CM
D49.512	Neoplasm of unspecified behavior of left kidney	Diagnosis	ICD-10-CM
D49.519	Neoplasm of unspecified behavior of unspecified kidney	Diagnosis	ICD-10-CM
D49.59	Neoplasm of unspecified behavior of other genitourinary organ	Diagnosis	ICD-10-CM
D49.6	Neoplasm of unspecified behavior of brain	Diagnosis	ICD-10-CM
D49.7	Neoplasm of unspecified behavior of endocrine glands and other parts of nervous system	Diagnosis	ICD-10-CM

Appendix H. List of Healthcare Common Procedure Coding System (HCPCS), Current Procedural Terminology, Second Edition (CPT-2), Current Procedural Terminology, Fourth Edition (CPT-4), and International Classification of Diseases, Ninth and Tenth Revisions, Clinical Modification (ICD-9-CM and ICD-10-CM) Diagnosis and Procedure Codes Used to Define Baseline Characteristics in this Request

Code	Description	Code Category	Code Type
D49.81	Neoplasm of unspecified behavior of retina and choroid	Diagnosis	ICD-10-CM
D49.89	Neoplasm of unspecified behavior of other specified sites	Diagnosis	ICD-10-CM
D49.9	Neoplasm of unspecified behavior of unspecified site	Diagnosis	ICD-10-CM
H47.42	Disorders of optic chiasm in (due to) neoplasm	Diagnosis	ICD-10-CM
H47.49	Disorders of optic chiasm in (due to) other disorders	Diagnosis	ICD-10-CM
H47.521	Disorders of visual pathways in (due to) neoplasm, right side	Diagnosis	ICD-10-CM
H47.522	Disorders of visual pathways in (due to) neoplasm, left side	Diagnosis	ICD-10-CM
H47.529	Disorders of visual pathways in (due to) neoplasm, unspecified side	Diagnosis	ICD-10-CM
H47.631	Disorders of visual cortex in (due to) neoplasm, right side of brain	Diagnosis	ICD-10-CM
H47.632	Disorders of visual cortex in (due to) neoplasm, left side of brain	Diagnosis	ICD-10-CM
H47.639	Disorders of visual cortex in (due to) neoplasm, unspecified side of brain	Diagnosis	ICD-10-CM
K31.7	Polyp of stomach and duodenum	Diagnosis	ICD-10-CM
K63.5	Polyp of colon	Diagnosis	ICD-10-CM
Q85.00	Neurofibromatosis, unspecified	Diagnosis	ICD-10-CM
Q85.01	Neurofibromatosis, type 1	Diagnosis	ICD-10-CM
Q85.02	Neurofibromatosis, type 2	Diagnosis	ICD-10-CM
Q85.03	Schwannomatosis	Diagnosis	ICD-10-CM
Q85.09	Other neurofibromatosis	Diagnosis	ICD-10-CM
Cardiovascular Disease (Myocardial Infarction, Stroke, Heart Failure, Angina, or Transient Ischemic Attack)			
410.00	Acute myocardial infarction of anterolateral wall, episode of care unspecified	Diagnosis	ICD-9-CM
410.01	Acute myocardial infarction of anterolateral wall, initial episode of care	Diagnosis	ICD-9-CM
410.10	Acute myocardial infarction of other anterior wall, episode of care unspecified	Diagnosis	ICD-9-CM
410.11	Acute myocardial infarction of other anterior wall, initial episode of care	Diagnosis	ICD-9-CM
410.20	Acute myocardial infarction of inferolateral wall, episode of care unspecified	Diagnosis	ICD-9-CM
410.21	Acute myocardial infarction of inferolateral wall, initial episode of care	Diagnosis	ICD-9-CM
410.30	Acute myocardial infarction of inferoposterior wall, episode of care unspecified	Diagnosis	ICD-9-CM
410.31	Acute myocardial infarction of inferoposterior wall, initial episode of care	Diagnosis	ICD-9-CM
410.40	Acute myocardial infarction of other inferior wall, episode of care unspecified	Diagnosis	ICD-9-CM
410.41	Acute myocardial infarction of other inferior wall, initial episode of care	Diagnosis	ICD-9-CM
410.50	Acute myocardial infarction of other lateral wall, episode of care unspecified	Diagnosis	ICD-9-CM
410.51	Acute myocardial infarction of other lateral wall, initial episode of care	Diagnosis	ICD-9-CM
410.60	Acute myocardial infarction, true posterior wall infarction, episode of care unspecified	Diagnosis	ICD-9-CM
410.61	Acute myocardial infarction, true posterior wall infarction, initial episode of care	Diagnosis	ICD-9-CM
410.70	Acute myocardial infarction, subendocardial infarction, episode of care unspecified	Diagnosis	ICD-9-CM
410.71	Acute myocardial infarction, subendocardial infarction, initial episode of care	Diagnosis	ICD-9-CM
410.80	Acute myocardial infarction of other specified sites, episode of care unspecified	Diagnosis	ICD-9-CM
410.81	Acute myocardial infarction of other specified sites, initial episode of care	Diagnosis	ICD-9-CM
410.90	Acute myocardial infarction, unspecified site, episode of care unspecified	Diagnosis	ICD-9-CM
410.91	Acute myocardial infarction, unspecified site, initial episode of care	Diagnosis	ICD-9-CM
I21.09	ST elevation (STEMI) myocardial infarction involving other coronary artery of anterior wall	Diagnosis	ICD-10-CM

Appendix H. List of Healthcare Common Procedure Coding System (HCPCS), Current Procedural Terminology, Second Edition (CPT-2), Current Procedural Terminology, Fourth Edition (CPT-4), and International Classification of Diseases, Ninth and Tenth Revisions, Clinical Modification (ICD-9-CM and ICD-10-CM) Diagnosis and Procedure Codes Used to Define Baseline Characteristics in this Request

Code	Description	Code Category	Code Type
I21.19	ST elevation (STEMI) myocardial infarction involving other coronary artery of inferior wall	Diagnosis	ICD-10-CM
I21.11	ST elevation (STEMI) myocardial infarction involving right coronary artery	Diagnosis	ICD-10-CM
I21.29	ST elevation (STEMI) myocardial infarction involving other sites	Diagnosis	ICD-10-CM
I21.4	Non-ST elevation (NSTEMI) myocardial infarction	Diagnosis	ICD-10-CM
I21.3	ST elevation (STEMI) myocardial infarction of unspecified site	Diagnosis	ICD-10-CM
I21.01	ST elevation (STEMI) myocardial infarction involving left main coronary artery	Diagnosis	ICD-10-CM
I21.02	ST elevation (STEMI) myocardial infarction involving left anterior descending coronary artery	Diagnosis	ICD-10-CM
I22.0	Subsequent ST elevation (STEMI) myocardial infarction of anterior wall	Diagnosis	ICD-10-CM
I22.1	Subsequent ST elevation (STEMI) myocardial infarction of inferior wall	Diagnosis	ICD-10-CM
I22.8	Subsequent ST elevation (STEMI) myocardial infarction of other sites	Diagnosis	ICD-10-CM
I22.2	Subsequent non-ST elevation (NSTEMI) myocardial infarction	Diagnosis	ICD-10-CM
I22.9	Subsequent ST elevation (STEMI) myocardial infarction of unspecified site	Diagnosis	ICD-10-CM
I21.21	ST elevation (STEMI) myocardial infarction involving left circumflex coronary artery	Diagnosis	ICD-10-CM
433.01	Occlusion and stenosis of basilar artery with cerebral infarction	Diagnosis	ICD-9-CM
433.11	Occlusion and stenosis of carotid artery with cerebral infarction	Diagnosis	ICD-9-CM
433.21	Occlusion and stenosis of vertebral artery with cerebral infarction	Diagnosis	ICD-9-CM
433.31	Occlusion and stenosis of multiple and bilateral precerebral arteries with cerebral infarction	Diagnosis	ICD-9-CM
433.81	Occlusion and stenosis of other specified precerebral artery with cerebral infarction	Diagnosis	ICD-9-CM
433.91	Occlusion and stenosis of unspecified precerebral artery with cerebral infarction	Diagnosis	ICD-9-CM
434.01	Cerebral thrombosis with cerebral infarction	Diagnosis	ICD-9-CM
434.11	Cerebral embolism with cerebral infarction	Diagnosis	ICD-9-CM
434.91	Unspecified cerebral artery occlusion with cerebral infarction	Diagnosis	ICD-9-CM
436	Acute, but ill-defined, cerebrovascular disease	Diagnosis	ICD-9-CM
I63.22	Cerebral infarction due to unspecified occlusion or stenosis of basilar arteries	Diagnosis	ICD-10-CM
I63.139	Cerebral infarction due to embolism of unspecified carotid artery	Diagnosis	ICD-10-CM
I63.239	Cerebral infarction due to unspecified occlusion or stenosis of unspecified carotid arteries	Diagnosis	ICD-10-CM
I63.019	Cerebral infarction due to thrombosis of unspecified vertebral artery	Diagnosis	ICD-10-CM
I63.119	Cerebral infarction due to embolism of unspecified vertebral artery	Diagnosis	ICD-10-CM
I63.219	Cerebral infarction due to unspecified occlusion or stenosis of unspecified vertebral arteries	Diagnosis	ICD-10-CM
I63.59	Cerebral infarction due to unspecified occlusion or stenosis of other cerebral artery	Diagnosis	ICD-10-CM
I63.20	Cerebral infarction due to unspecified occlusion or stenosis of unspecified precerebral arteries	Diagnosis	ICD-10-CM
I63.30	Cerebral infarction due to thrombosis of unspecified cerebral artery	Diagnosis	ICD-10-CM
I63.40	Cerebral infarction due to embolism of unspecified cerebral artery	Diagnosis	ICD-10-CM
I63.50	Cerebral infarction due to unspecified occlusion or stenosis of unspecified cerebral artery	Diagnosis	ICD-10-CM
I67.89	Other cerebrovascular disease	Diagnosis	ICD-10-CM

Appendix H. List of Healthcare Common Procedure Coding System (HCPCS), Current Procedural Terminology, Second Edition (CPT-2), Current Procedural Terminology, Fourth Edition (CPT-4), and International Classification of Diseases, Ninth and Tenth Revisions, Clinical Modification (ICD-9-CM and ICD-10-CM) Diagnosis and Procedure Codes Used to Define Baseline Characteristics in this Request

Code	Description	Code Category	Code Type
I63.00	Cerebral infarction due to thrombosis of unspecified precerebral artery	Diagnosis	ICD-10-CM
I63.011	Cerebral infarction due to thrombosis of right vertebral artery	Diagnosis	ICD-10-CM
I63.012	Cerebral infarction due to thrombosis of left vertebral artery	Diagnosis	ICD-10-CM
I63.013	Cerebral infarction due to thrombosis of bilateral vertebral arteries	Diagnosis	ICD-10-CM
I63.02	Cerebral infarction due to thrombosis of basilar artery	Diagnosis	ICD-10-CM
I63.031	Cerebral infarction due to thrombosis of right carotid artery	Diagnosis	ICD-10-CM
I63.032	Cerebral infarction due to thrombosis of left carotid artery	Diagnosis	ICD-10-CM
I63.033	Cerebral infarction due to thrombosis of bilateral carotid arteries	Diagnosis	ICD-10-CM
I63.039	Cerebral infarction due to thrombosis of unspecified carotid artery	Diagnosis	ICD-10-CM
I63.09	Cerebral infarction due to thrombosis of other precerebral artery	Diagnosis	ICD-10-CM
I63.10	Cerebral infarction due to embolism of unspecified precerebral artery	Diagnosis	ICD-10-CM
I63.111	Cerebral infarction due to embolism of right vertebral artery	Diagnosis	ICD-10-CM
I63.112	Cerebral infarction due to embolism of left vertebral artery	Diagnosis	ICD-10-CM
I63.113	Cerebral infarction due to embolism of bilateral vertebral arteries	Diagnosis	ICD-10-CM
I63.12	Cerebral infarction due to embolism of basilar artery	Diagnosis	ICD-10-CM
I63.131	Cerebral infarction due to embolism of right carotid artery	Diagnosis	ICD-10-CM
I63.132	Cerebral infarction due to embolism of left carotid artery	Diagnosis	ICD-10-CM
I63.133	Cerebral infarction due to embolism of bilateral carotid arteries	Diagnosis	ICD-10-CM
I63.19	Cerebral infarction due to embolism of other precerebral artery	Diagnosis	ICD-10-CM
I63.211	Cerebral infarction due to unspecified occlusion or stenosis of right vertebral arteries	Diagnosis	ICD-10-CM
I63.212	Cerebral infarction due to unspecified occlusion or stenosis of left vertebral arteries	Diagnosis	ICD-10-CM
I63.213	Cerebral infarction due to unspecified occlusion or stenosis of bilateral vertebral arteries	Diagnosis	ICD-10-CM
I63.231	Cerebral infarction due to unspecified occlusion or stenosis of right carotid arteries	Diagnosis	ICD-10-CM
I63.232	Cerebral infarction due to unspecified occlusion or stenosis of left carotid arteries	Diagnosis	ICD-10-CM
I63.233	Cerebral infarction due to unspecified occlusion or stenosis of bilateral carotid arteries	Diagnosis	ICD-10-CM
I63.29	Cerebral infarction due to unspecified occlusion or stenosis of other precerebral arteries	Diagnosis	ICD-10-CM
I63.311	Cerebral infarction due to thrombosis of right middle cerebral artery	Diagnosis	ICD-10-CM
I63.312	Cerebral infarction due to thrombosis of left middle cerebral artery	Diagnosis	ICD-10-CM
I63.313	Cerebral infarction due to thrombosis of bilateral middle cerebral arteries	Diagnosis	ICD-10-CM
I63.319	Cerebral infarction due to thrombosis of unspecified middle cerebral artery	Diagnosis	ICD-10-CM
I63.321	Cerebral infarction due to thrombosis of right anterior cerebral artery	Diagnosis	ICD-10-CM
I63.322	Cerebral infarction due to thrombosis of left anterior cerebral artery	Diagnosis	ICD-10-CM
I63.323	Cerebral infarction due to thrombosis of bilateral anterior arteries	Diagnosis	ICD-10-CM
I63.329	Cerebral infarction due to thrombosis of unspecified anterior cerebral artery	Diagnosis	ICD-10-CM
I63.331	Cerebral infarction due to thrombosis of right posterior cerebral artery	Diagnosis	ICD-10-CM
I63.332	Cerebral infarction due to thrombosis of left posterior cerebral artery	Diagnosis	ICD-10-CM
I63.333	Cerebral infarction to thrombosis of bilateral posterior arteries	Diagnosis	ICD-10-CM
I63.339	Cerebral infarction due to thrombosis of unspecified posterior cerebral artery	Diagnosis	ICD-10-CM
I63.341	Cerebral infarction due to thrombosis of right cerebellar artery	Diagnosis	ICD-10-CM
I63.342	Cerebral infarction due to thrombosis of left cerebellar artery	Diagnosis	ICD-10-CM
I63.343	Cerebral infarction to thrombosis of bilateral cerebellar arteries	Diagnosis	ICD-10-CM

Appendix H. List of Healthcare Common Procedure Coding System (HCPCS), Current Procedural Terminology, Second Edition (CPT-2), Current Procedural Terminology, Fourth Edition (CPT-4), and International Classification of Diseases, Ninth and Tenth Revisions, Clinical Modification (ICD-9-CM and ICD-10-CM) Diagnosis and Procedure Codes Used to Define Baseline Characteristics in this Request

Code	Description	Code Category	Code Type
I63.349	Cerebral infarction due to thrombosis of unspecified cerebellar artery	Diagnosis	ICD-10-CM
I63.39	Cerebral infarction due to thrombosis of other cerebral artery	Diagnosis	ICD-10-CM
I63.411	Cerebral infarction due to embolism of right middle cerebral artery	Diagnosis	ICD-10-CM
I63.412	Cerebral infarction due to embolism of left middle cerebral artery	Diagnosis	ICD-10-CM
I63.413	Cerebral infarction due to embolism of bilateral middle cerebral arteries	Diagnosis	ICD-10-CM
I63.419	Cerebral infarction due to embolism of unspecified middle cerebral artery	Diagnosis	ICD-10-CM
I63.421	Cerebral infarction due to embolism of right anterior cerebral artery	Diagnosis	ICD-10-CM
I63.422	Cerebral infarction due to embolism of left anterior cerebral artery	Diagnosis	ICD-10-CM
I63.423	Cerebral infarction due to embolism of bilateral anterior cerebral arteries	Diagnosis	ICD-10-CM
I63.429	Cerebral infarction due to embolism of unspecified anterior cerebral artery	Diagnosis	ICD-10-CM
I63.431	Cerebral infarction due to embolism of right posterior cerebral artery	Diagnosis	ICD-10-CM
I63.432	Cerebral infarction due to embolism of left posterior cerebral artery	Diagnosis	ICD-10-CM
I63.433	Cerebral infarction due to embolism of bilateral posterior cerebral arteries	Diagnosis	ICD-10-CM
I63.439	Cerebral infarction due to embolism of unspecified posterior cerebral artery	Diagnosis	ICD-10-CM
I63.441	Cerebral infarction due to embolism of right cerebellar artery	Diagnosis	ICD-10-CM
I63.442	Cerebral infarction due to embolism of left cerebellar artery	Diagnosis	ICD-10-CM
I63.443	Cerebral infarction due to embolism of bilateral cerebellar arteries	Diagnosis	ICD-10-CM
I63.449	Cerebral infarction due to embolism of unspecified cerebellar artery	Diagnosis	ICD-10-CM
I63.49	Cerebral infarction due to embolism of other cerebral artery	Diagnosis	ICD-10-CM
I63.511	Cerebral infarction due to unspecified occlusion or stenosis of right middle cerebral artery	Diagnosis	ICD-10-CM
I63.512	Cerebral infarction due to unspecified occlusion or stenosis of left middle cerebral artery	Diagnosis	ICD-10-CM
I63.513	Cerebral infarction due to unspecified occlusion or stenosis of bilateral middle arteries	Diagnosis	ICD-10-CM
I63.519	Cerebral infarction due to unspecified occlusion or stenosis of unspecified middle cerebral artery	Diagnosis	ICD-10-CM
I63.521	Cerebral infarction due to unspecified occlusion or stenosis of right anterior cerebral artery	Diagnosis	ICD-10-CM
I63.522	Cerebral infarction due to unspecified occlusion or stenosis of left anterior cerebral artery	Diagnosis	ICD-10-CM
I63.523	Cerebral infarction due to unspecified occlusion or stenosis of bilateral anterior arteries	Diagnosis	ICD-10-CM
I63.529	Cerebral infarction due to unspecified occlusion or stenosis of unspecified anterior cerebral artery	Diagnosis	ICD-10-CM
I63.531	Cerebral infarction due to unspecified occlusion or stenosis of right posterior cerebral artery	Diagnosis	ICD-10-CM
I63.532	Cerebral infarction due to unspecified occlusion or stenosis of left posterior cerebral artery	Diagnosis	ICD-10-CM
I63.533	Cerebral infarction due to unspecified occlusion or stenosis of bilateral posterior arteries	Diagnosis	ICD-10-CM
I63.539	Cerebral infarction due to unspecified occlusion or stenosis of unspecified posterior cerebral artery	Diagnosis	ICD-10-CM
I63.541	Cerebral infarction due to unspecified occlusion or stenosis of right cerebellar artery	Diagnosis	ICD-10-CM

Appendix H. List of Healthcare Common Procedure Coding System (HCPCS), Current Procedural Terminology, Second Edition (CPT-2), Current Procedural Terminology, Fourth Edition (CPT-4), and International Classification of Diseases, Ninth and Tenth Revisions, Clinical Modification (ICD-9-CM and ICD-10-CM) Diagnosis and Procedure Codes Used to Define Baseline Characteristics in this Request

Code	Description	Code Category	Code Type
I63.542	Cerebral infarction due to unspecified occlusion or stenosis of left cerebellar artery	Diagnosis	ICD-10-CM
I63.543	Cerebral infarction due to unspecified occlusion or stenosis of bilateral cerebellar arteries	Diagnosis	ICD-10-CM
I63.549	Cerebral infarction due to unspecified occlusion or stenosis of unspecified cerebellar artery	Diagnosis	ICD-10-CM
I63.6	Cerebral infarction due to cerebral venous thrombosis, nonpyogenic	Diagnosis	ICD-10-CM
I63.8	Other cerebral infarction	Diagnosis	ICD-10-CM
I63.9	Cerebral infarction, unspecified	Diagnosis	ICD-10-CM
402.01	Malignant hypertensive heart disease with heart failure	Diagnosis	ICD-9-CM
402.11	Benign hypertensive heart disease with heart failure	Diagnosis	ICD-9-CM
402.91	Hypertensive heart disease, unspecified, with heart failure	Diagnosis	ICD-9-CM
404.01	Hypertensive heart and chronic kidney disease, malignant, with heart failure and with chronic kidney disease stage I through stage IV, or unspecified	Diagnosis	ICD-9-CM
404.03	Hypertensive heart and chronic kidney disease, malignant, with heart failure and with chronic kidney disease stage V or end stage renal disease	Diagnosis	ICD-9-CM
404.11	Hypertensive heart and chronic kidney disease, benign, with heart failure and with chronic kidney disease stage I through stage IV, or unspecified	Diagnosis	ICD-9-CM
404.13	Hypertensive heart and chronic kidney disease, benign, with heart failure and chronic kidney disease stage V or end stage renal disease	Diagnosis	ICD-9-CM
404.91	Hypertensive heart and chronic kidney disease, unspecified, with heart failure and with chronic kidney disease stage I through stage IV, or unspecified	Diagnosis	ICD-9-CM
404.93	Hypertensive heart and chronic kidney disease, unspecified, with heart failure and chronic kidney disease stage V or end stage renal disease	Diagnosis	ICD-9-CM
428	Heart failure	Diagnosis	ICD-9-CM
428.0	Congestive heart failure, unspecified	Diagnosis	ICD-9-CM
428.1	Left heart failure	Diagnosis	ICD-9-CM
428.2	Systolic heart failure	Diagnosis	ICD-9-CM
428.20	Unspecified systolic heart failure	Diagnosis	ICD-9-CM
428.21	Acute systolic heart failure	Diagnosis	ICD-9-CM
428.22	Chronic systolic heart failure	Diagnosis	ICD-9-CM
428.23	Acute on chronic systolic heart failure	Diagnosis	ICD-9-CM
428.3	Diastolic heart failure	Diagnosis	ICD-9-CM
428.30	Unspecified diastolic heart failure	Diagnosis	ICD-9-CM
428.31	Acute diastolic heart failure	Diagnosis	ICD-9-CM
428.32	Chronic diastolic heart failure	Diagnosis	ICD-9-CM
428.33	Acute on chronic diastolic heart failure	Diagnosis	ICD-9-CM
428.4	Combined systolic and diastolic heart failure	Diagnosis	ICD-9-CM
428.40	Unspecified combined systolic and diastolic heart failure	Diagnosis	ICD-9-CM
428.41	Acute combined systolic and diastolic heart failure	Diagnosis	ICD-9-CM
428.42	Chronic combined systolic and diastolic heart failure	Diagnosis	ICD-9-CM
428.43	Acute on chronic combined systolic and diastolic heart failure	Diagnosis	ICD-9-CM
428.9	Unspecified heart failure	Diagnosis	ICD-9-CM

Appendix H. List of Healthcare Common Procedure Coding System (HCPCS), Current Procedural Terminology, Second Edition (CPT-2), Current Procedural Terminology, Fourth Edition (CPT-4), and International Classification of Diseases, Ninth and Tenth Revisions, Clinical Modification (ICD-9-CM and ICD-10-CM) Diagnosis and Procedure Codes Used to Define Baseline Characteristics in this Request

Code	Description	Code Category	Code Type
I11.0	Hypertensive heart disease with heart failure	Diagnosis	ICD-10-CM
I13.0	Hypertensive heart and chronic kidney disease with heart failure and stage 1 through stage 4 chronic kidney disease, or unspecified chronic kidney disease	Diagnosis	ICD-10-CM
I13.2	Hypertensive heart and chronic kidney disease with heart failure and with stage 5 chronic kidney disease, or end stage renal disease	Diagnosis	ICD-10-CM
I50.1	Left ventricular failure, unspecified	Diagnosis	ICD-10-CM
I50.20	Unspecified systolic (congestive) heart failure	Diagnosis	ICD-10-CM
I50.21	Acute systolic (congestive) heart failure	Diagnosis	ICD-10-CM
I50.22	Chronic systolic (congestive) heart failure	Diagnosis	ICD-10-CM
I50.23	Acute on chronic systolic (congestive) heart failure	Diagnosis	ICD-10-CM
I50.30	Unspecified diastolic (congestive) heart failure	Diagnosis	ICD-10-CM
I50.31	Acute diastolic (congestive) heart failure	Diagnosis	ICD-10-CM
I50.32	Chronic diastolic (congestive) heart failure	Diagnosis	ICD-10-CM
I50.33	Acute on chronic diastolic (congestive) heart failure	Diagnosis	ICD-10-CM
I50.40	Unspecified combined systolic (congestive) and diastolic (congestive) heart failure	Diagnosis	ICD-10-CM
I50.41	Acute combined systolic (congestive) and diastolic (congestive) heart failure	Diagnosis	ICD-10-CM
I50.42	Chronic combined systolic (congestive) and diastolic (congestive) heart failure	Diagnosis	ICD-10-CM
I50.43	Acute on chronic combined systolic (congestive) and diastolic (congestive) heart failure	Diagnosis	ICD-10-CM
I50.810	Right heart failure, unspecified	Diagnosis	ICD-10-CM
I50.811	Acute right heart failure	Diagnosis	ICD-10-CM
I50.812	Chronic right heart failure	Diagnosis	ICD-10-CM
I50.813	Acute on chronic right heart failure	Diagnosis	ICD-10-CM
I50.814	Right heart failure due to left heart failure	Diagnosis	ICD-10-CM
I50.82	Biventricular heart failure	Diagnosis	ICD-10-CM
I50.83	High output heart failure	Diagnosis	ICD-10-CM
I50.84	End stage heart failure	Diagnosis	ICD-10-CM
I50.89	Other heart failure	Diagnosis	ICD-10-CM
I50.9	Heart failure, unspecified	Diagnosis	ICD-10-CM
411.1	Intermediate coronary syndrome	Diagnosis	ICD-10-CM
I20.0	Unstable angina	Diagnosis	ICD-10-CM
I25.110	Atherosclerotic heart disease of native coronary artery with unstable angina pectoris	Diagnosis	ICD-10-CM
I25.700	Atherosclerosis of coronary artery bypass graft(s), unspecified, with unstable angina pectoris	Diagnosis	ICD-10-CM
I25.710	Atherosclerosis of autologous vein coronary artery bypass graft(s) with unstable angina pectoris	Diagnosis	ICD-10-CM
I25.720	Atherosclerosis of autologous artery coronary artery bypass graft(s) with unstable angina pectoris	Diagnosis	ICD-10-CM
I25.730	Atherosclerosis of nonautologous biological coronary artery bypass graft(s) with unstable angina pectoris	Diagnosis	ICD-10-CM
I25.750	Atherosclerosis of native coronary artery of transplanted heart with unstable angina	Diagnosis	ICD-10-CM
I25.760	Atherosclerosis of bypass graft of coronary artery of transplanted heart with unstable angina	Diagnosis	ICD-10-CM

Appendix H. List of Healthcare Common Procedure Coding System (HCPCS), Current Procedural Terminology, Second Edition (CPT-2), Current Procedural Terminology, Fourth Edition (CPT-4), and International Classification of Diseases, Ninth and Tenth Revisions, Clinical Modification (ICD-9-CM and ICD-10-CM) Diagnosis and Procedure Codes Used to Define Baseline Characteristics in this Request

Code	Description	Code Category	Code Type
I25.790	Atherosclerosis of other coronary artery bypass graft(s) with unstable angina pectoris	Diagnosis	ICD-10-CM
430	Subarachnoid hemorrhage	Diagnosis	ICD-9-CM
431	Intracerebral hemorrhage	Diagnosis	ICD-9-CM
433.01	Occlusion and stenosis of basilar artery with cerebral infarction	Diagnosis	ICD-9-CM
433.11	Occlusion and stenosis of carotid artery with cerebral infarction	Diagnosis	ICD-9-CM
433.21	Occlusion and stenosis of vertebral artery with cerebral infarction	Diagnosis	ICD-9-CM
433.31	Occlusion and stenosis of multiple and bilateral precerebral arteries with cerebral infarction	Diagnosis	ICD-9-CM
433.81	Occlusion and stenosis of other specified precerebral artery with cerebral infarction	Diagnosis	ICD-9-CM
433.91	Occlusion and stenosis of unspecified precerebral artery with cerebral infarction	Diagnosis	ICD-9-CM
434.00	Cerebral thrombosis without mention of cerebral infarction	Diagnosis	ICD-9-CM
434.01	Cerebral thrombosis with cerebral infarction	Diagnosis	ICD-9-CM
434.10	Cerebral embolism without mention of cerebral infarction	Diagnosis	ICD-9-CM
434.11	Cerebral embolism with cerebral infarction	Diagnosis	ICD-9-CM
434.90	Unspecified cerebral artery occlusion without mention of cerebral infarction	Diagnosis	ICD-9-CM
434.91	Unspecified cerebral artery occlusion with cerebral infarction	Diagnosis	ICD-9-CM
435.0	Basilar artery syndrome	Diagnosis	ICD-9-CM
435.1	Vertebral artery syndrome	Diagnosis	ICD-9-CM
435.3	Vertebrobasilar artery syndrome	Diagnosis	ICD-9-CM
435.8	Other specified transient cerebral ischemias	Diagnosis	ICD-9-CM
435.9	Unspecified transient cerebral ischemia	Diagnosis	ICD-9-CM
436	Acute, but ill-defined, cerebrovascular disease	Diagnosis	ICD-9-CM
997.02	Iatrogenic cerebrovascular infarction or hemorrhage	Diagnosis	ICD-9-CM
G45.0	Vertebro-basilar artery syndrome	Diagnosis	ICD-10-CM
G45.1	Carotid artery syndrome (hemispheric)	Diagnosis	ICD-10-CM
G45.2	Multiple and bilateral precerebral artery syndromes	Diagnosis	ICD-10-CM
G45.8	Other transient cerebral ischemic attacks and related syndromes	Diagnosis	ICD-10-CM
G45.9	Transient cerebral ischemic attack, unspecified	Diagnosis	ICD-10-CM
G46.0	Middle cerebral artery syndrome	Diagnosis	ICD-10-CM
G46.1	Anterior cerebral artery syndrome	Diagnosis	ICD-10-CM
G46.2	Posterior cerebral artery syndrome	Diagnosis	ICD-10-CM
G46.3	Brain stem stroke syndrome	Diagnosis	ICD-10-CM
G46.4	Cerebellar stroke syndrome	Diagnosis	ICD-10-CM
G46.5	Pure motor lacunar syndrome	Diagnosis	ICD-10-CM
G46.6	Pure sensory lacunar syndrome	Diagnosis	ICD-10-CM
G46.7	Other lacunar syndromes	Diagnosis	ICD-10-CM
G46.8	Other vascular syndromes of brain in cerebrovascular diseases	Diagnosis	ICD-10-CM
G97.31	Intraoperative hemorrhage and hematoma of a nervous system organ or structure complicating a nervous system procedure	Diagnosis	ICD-10-CM
G97.32	Intraoperative hemorrhage and hematoma of a nervous system organ or structure complicating other procedure	Diagnosis	ICD-10-CM

Appendix H. List of Healthcare Common Procedure Coding System (HCPCS), Current Procedural Terminology, Second Edition (CPT-2), Current Procedural Terminology, Fourth Edition (CPT-4), and International Classification of Diseases, Ninth and Tenth Revisions, Clinical Modification (ICD-9-CM and ICD-10-CM) Diagnosis and Procedure Codes Used to Define Baseline Characteristics in this Request

Code	Description	Code Category	Code Type
I60.00	Nontraumatic subarachnoid hemorrhage from unspecified carotid siphon and bifurcation	Diagnosis	ICD-10-CM
I60.01	Nontraumatic subarachnoid hemorrhage from right carotid siphon and bifurcation	Diagnosis	ICD-10-CM
I60.02	Nontraumatic subarachnoid hemorrhage from left carotid siphon and bifurcation	Diagnosis	ICD-10-CM
I60.10	Nontraumatic subarachnoid hemorrhage from unspecified middle cerebral artery	Diagnosis	ICD-10-CM
I60.11	Nontraumatic subarachnoid hemorrhage from right middle cerebral artery	Diagnosis	ICD-10-CM
I60.12	Nontraumatic subarachnoid hemorrhage from left middle cerebral artery	Diagnosis	ICD-10-CM
I60.20	Nontraumatic subarachnoid hemorrhage from unspecified anterior communicating artery	Diagnosis	ICD-10-CM
I60.21	Nontraumatic subarachnoid hemorrhage from right anterior communicating artery	Diagnosis	ICD-10-CM
I60.22	Nontraumatic subarachnoid hemorrhage from left anterior communicating artery	Diagnosis	ICD-10-CM
I60.30	Nontraumatic subarachnoid hemorrhage from unspecified posterior communicating artery	Diagnosis	ICD-10-CM
I60.31	Nontraumatic subarachnoid hemorrhage from right posterior communicating artery	Diagnosis	ICD-10-CM
I60.32	Nontraumatic subarachnoid hemorrhage from left posterior communicating artery	Diagnosis	ICD-10-CM
I60.4	Nontraumatic subarachnoid hemorrhage from basilar artery	Diagnosis	ICD-10-CM
I60.50	Nontraumatic subarachnoid hemorrhage from unspecified vertebral artery	Diagnosis	ICD-10-CM
I60.51	Nontraumatic subarachnoid hemorrhage from right vertebral artery	Diagnosis	ICD-10-CM
I60.52	Nontraumatic subarachnoid hemorrhage from left vertebral artery	Diagnosis	ICD-10-CM
I60.6	Nontraumatic subarachnoid hemorrhage from other intracranial arteries	Diagnosis	ICD-10-CM
I60.7	Nontraumatic subarachnoid hemorrhage from unspecified intracranial artery	Diagnosis	ICD-10-CM
I60.8	Other nontraumatic subarachnoid hemorrhage	Diagnosis	ICD-10-CM
I60.9	Nontraumatic subarachnoid hemorrhage, unspecified	Diagnosis	ICD-10-CM
I61.0	Nontraumatic intracerebral hemorrhage in hemisphere, subcortical	Diagnosis	ICD-10-CM
I61.1	Nontraumatic intracerebral hemorrhage in hemisphere, cortical	Diagnosis	ICD-10-CM
I61.2	Nontraumatic intracerebral hemorrhage in hemisphere, unspecified	Diagnosis	ICD-10-CM
I61.3	Nontraumatic intracerebral hemorrhage in brain stem	Diagnosis	ICD-10-CM
I61.4	Nontraumatic intracerebral hemorrhage in cerebellum	Diagnosis	ICD-10-CM
I61.5	Nontraumatic intracerebral hemorrhage, intraventricular	Diagnosis	ICD-10-CM
I61.6	Nontraumatic intracerebral hemorrhage, multiple localized	Diagnosis	ICD-10-CM
I61.8	Other nontraumatic intracerebral hemorrhage	Diagnosis	ICD-10-CM
I61.9	Nontraumatic intracerebral hemorrhage, unspecified	Diagnosis	ICD-10-CM
I63.00	Cerebral infarction due to thrombosis of unspecified precerebral artery	Diagnosis	ICD-10-CM
I63.011	Cerebral infarction due to thrombosis of right vertebral artery	Diagnosis	ICD-10-CM
I63.012	Cerebral infarction due to thrombosis of left vertebral artery	Diagnosis	ICD-10-CM
I63.013	Cerebral infarction due to thrombosis of bilateral vertebral arteries	Diagnosis	ICD-10-CM
I63.019	Cerebral infarction due to thrombosis of unspecified vertebral artery	Diagnosis	ICD-10-CM
I63.02	Cerebral infarction due to thrombosis of basilar artery	Diagnosis	ICD-10-CM
I63.031	Cerebral infarction due to thrombosis of right carotid artery	Diagnosis	ICD-10-CM
I63.032	Cerebral infarction due to thrombosis of left carotid artery	Diagnosis	ICD-10-CM
I63.039	Cerebral infarction due to thrombosis of unspecified carotid artery	Diagnosis	ICD-10-CM
I63.09	Cerebral infarction due to thrombosis of other precerebral artery	Diagnosis	ICD-10-CM

Appendix H. List of Healthcare Common Procedure Coding System (HCPCS), Current Procedural Terminology, Second Edition (CPT-2), Current Procedural Terminology, Fourth Edition (CPT-4), and International Classification of Diseases, Ninth and Tenth Revisions, Clinical Modification (ICD-9-CM and ICD-10-CM) Diagnosis and Procedure Codes Used to Define Baseline Characteristics in this Request

Code	Description	Code Category	Code Type
I63.10	Cerebral infarction due to embolism of unspecified precerebral artery	Diagnosis	ICD-10-CM
I63.111	Cerebral infarction due to embolism of right vertebral artery	Diagnosis	ICD-10-CM
I63.112	Cerebral infarction due to embolism of left vertebral artery	Diagnosis	ICD-10-CM
I63.119	Cerebral infarction due to embolism of unspecified vertebral artery	Diagnosis	ICD-10-CM
I63.12	Cerebral infarction due to embolism of basilar artery	Diagnosis	ICD-10-CM
I63.131	Cerebral infarction due to embolism of right carotid artery	Diagnosis	ICD-10-CM
I63.132	Cerebral infarction due to embolism of left carotid artery	Diagnosis	ICD-10-CM
I63.139	Cerebral infarction due to embolism of unspecified carotid artery	Diagnosis	ICD-10-CM
I63.19	Cerebral infarction due to embolism of other precerebral artery	Diagnosis	ICD-10-CM
I63.20	Cerebral infarction due to unspecified occlusion or stenosis of unspecified precerebral arteries	Diagnosis	ICD-10-CM
I63.211	Cerebral infarction due to unspecified occlusion or stenosis of right vertebral artery	Diagnosis	ICD-10-CM
I63.212	Cerebral infarction due to unspecified occlusion or stenosis of left vertebral artery	Diagnosis	ICD-10-CM
I63.213	Cerebral infarction due to unspecified occlusion or stenosis of bilateral vertebral arteries	Diagnosis	ICD-10-CM
I63.219	Cerebral infarction due to unspecified occlusion or stenosis of unspecified vertebral arteries	Diagnosis	ICD-10-CM
I63.22	Cerebral infarction due to unspecified occlusion or stenosis of basilar artery	Diagnosis	ICD-10-CM
I63.231	Cerebral infarction due to unspecified occlusion or stenosis of right carotid arteries	Diagnosis	ICD-10-CM
I63.232	Cerebral infarction due to unspecified occlusion or stenosis of left carotid arteries	Diagnosis	ICD-10-CM
I63.233	Cerebral infarction due to unspecified occlusion or stenosis of bilateral carotid arteries	Diagnosis	ICD-10-CM
I63.239	Cerebral infarction due to unspecified occlusion or stenosis of unspecified carotid arteries	Diagnosis	ICD-10-CM
I63.29	Cerebral infarction due to unspecified occlusion or stenosis of other precerebral arteries	Diagnosis	ICD-10-CM
I63.30	Cerebral infarction due to thrombosis of unspecified cerebral artery	Diagnosis	ICD-10-CM
I63.311	Cerebral infarction due to thrombosis of right middle cerebral artery	Diagnosis	ICD-10-CM
I63.312	Cerebral infarction due to thrombosis of left middle cerebral artery	Diagnosis	ICD-10-CM
I63.313	Cerebral infarction due to thrombosis of bilateral middle cerebral arteries	Diagnosis	ICD-10-CM
I63.319	Cerebral infarction due to thrombosis of unspecified middle cerebral artery	Diagnosis	ICD-10-CM
I63.321	Cerebral infarction due to thrombosis of right anterior cerebral artery	Diagnosis	ICD-10-CM
I63.322	Cerebral infarction due to thrombosis of left anterior cerebral artery	Diagnosis	ICD-10-CM
I63.323	Cerebral infarction due to thrombosis of bilateral anterior cerebral arteries	Diagnosis	ICD-10-CM
I63.329	Cerebral infarction due to thrombosis of unspecified anterior cerebral artery	Diagnosis	ICD-10-CM
I63.331	Cerebral infarction due to thrombosis of right posterior cerebral artery	Diagnosis	ICD-10-CM
I63.332	Cerebral infarction due to thrombosis of left posterior cerebral artery	Diagnosis	ICD-10-CM
I63.333	Cerebral infarction to thrombosis of bilateral posterior cerebral arteries	Diagnosis	ICD-10-CM
I63.339	Cerebral infarction due to thrombosis of unspecified posterior cerebral artery	Diagnosis	ICD-10-CM
I63.341	Cerebral infarction due to thrombosis of right cerebellar artery	Diagnosis	ICD-10-CM
I63.342	Cerebral infarction due to thrombosis of left cerebellar artery	Diagnosis	ICD-10-CM
I63.343	Cerebral infarction to thrombosis of bilateral cerebellar arteries	Diagnosis	ICD-10-CM
I63.349	Cerebral infarction due to thrombosis of unspecified cerebellar artery	Diagnosis	ICD-10-CM
I63.39	Cerebral infarction due to thrombosis of other cerebral artery	Diagnosis	ICD-10-CM

Appendix H. List of Healthcare Common Procedure Coding System (HCPCS), Current Procedural Terminology, Second Edition (CPT-2), Current Procedural Terminology, Fourth Edition (CPT-4), and International Classification of Diseases, Ninth and Tenth Revisions, Clinical Modification (ICD-9-CM and ICD-10-CM) Diagnosis and Procedure Codes Used to Define Baseline Characteristics in this Request

Code	Description	Code Category	Code Type
I63.40	Cerebral infarction due to embolism of unspecified cerebral artery	Diagnosis	ICD-10-CM
I63.411	Cerebral infarction due to embolism of right middle cerebral artery	Diagnosis	ICD-10-CM
I63.412	Cerebral infarction due to embolism of left middle cerebral artery	Diagnosis	ICD-10-CM
I63.413	Cerebral infarction due to embolism of bilateral middle cerebral arteries	Diagnosis	ICD-10-CM
I63.419	Cerebral infarction due to embolism of unspecified middle cerebral artery	Diagnosis	ICD-10-CM
I63.421	Cerebral infarction due to embolism of right anterior cerebral artery	Diagnosis	ICD-10-CM
I63.422	Cerebral infarction due to embolism of left anterior cerebral artery	Diagnosis	ICD-10-CM
I63.423	Cerebral infarction due to embolism of bilateral anterior cerebral arteries	Diagnosis	ICD-10-CM
I63.429	Cerebral infarction due to embolism of unspecified anterior cerebral artery	Diagnosis	ICD-10-CM
I63.431	Cerebral infarction due to embolism of right posterior cerebral artery	Diagnosis	ICD-10-CM
I63.432	Cerebral infarction due to embolism of left posterior cerebral artery	Diagnosis	ICD-10-CM
I63.433	Cerebral infarction due to embolism of bilateral posterior cerebral arteries	Diagnosis	ICD-10-CM
I63.439	Cerebral infarction due to embolism of unspecified posterior cerebral artery	Diagnosis	ICD-10-CM
I63.441	Cerebral infarction due to embolism of right cerebellar artery	Diagnosis	ICD-10-CM
I63.442	Cerebral infarction due to embolism of left cerebellar artery	Diagnosis	ICD-10-CM
I63.443	Cerebral infarction due to embolism of bilateral cerebellar arteries	Diagnosis	ICD-10-CM
I63.449	Cerebral infarction due to embolism of unspecified cerebellar artery	Diagnosis	ICD-10-CM
I63.49	Cerebral infarction due to embolism of other cerebral artery	Diagnosis	ICD-10-CM
I63.50	Cerebral infarction due to unspecified occlusion or stenosis of unspecified cerebral artery	Diagnosis	ICD-10-CM
I63.511	Cerebral infarction due to unspecified occlusion or stenosis of right middle cerebral artery	Diagnosis	ICD-10-CM
I63.512	Cerebral infarction due to unspecified occlusion or stenosis of left middle cerebral artery	Diagnosis	ICD-10-CM
I63.513	Cerebral infarction due to unspecified occlusion or stenosis of bilateral middle cerebral arteries	Diagnosis	ICD-10-CM
I63.519	Cerebral infarction due to unspecified occlusion or stenosis of unspecified middle cerebral artery	Diagnosis	ICD-10-CM
I63.521	Cerebral infarction due to unspecified occlusion or stenosis of right anterior cerebral artery	Diagnosis	ICD-10-CM
I63.522	Cerebral infarction due to unspecified occlusion or stenosis of left anterior cerebral artery	Diagnosis	ICD-10-CM
I63.523	Cerebral infarction due to unspecified occlusion or stenosis of bilateral anterior cerebral arteries	Diagnosis	ICD-10-CM
I63.529	Cerebral infarction due to unspecified occlusion or stenosis of unspecified anterior cerebral artery	Diagnosis	ICD-10-CM
I63.531	Cerebral infarction due to unspecified occlusion or stenosis of right posterior cerebral artery	Diagnosis	ICD-10-CM
I63.532	Cerebral infarction due to unspecified occlusion or stenosis of left posterior cerebral artery	Diagnosis	ICD-10-CM
I63.533	Cerebral infarction due to unspecified occlusion or stenosis of bilateral posterior cerebral arteries	Diagnosis	ICD-10-CM

Appendix H. List of Healthcare Common Procedure Coding System (HCPCS), Current Procedural Terminology, Second Edition (CPT-2), Current Procedural Terminology, Fourth Edition (CPT-4), and International Classification of Diseases, Ninth and Tenth Revisions, Clinical Modification (ICD-9-CM and ICD-10-CM) Diagnosis and Procedure Codes Used to Define Baseline Characteristics in this Request

Code	Description	Code Category	Code Type
I63.539	Cerebral infarction due to unspecified occlusion or stenosis of unspecified posterior cerebral artery	Diagnosis	ICD-10-CM
I63.541	Cerebral infarction due to unspecified occlusion or stenosis of right cerebellar artery	Diagnosis	ICD-10-CM
I63.542	Cerebral infarction due to unspecified occlusion or stenosis of left cerebellar artery	Diagnosis	ICD-10-CM
I63.543	Cerebral infarction due to unspecified occlusion or stenosis of bilateral cerebellar arteries	Diagnosis	ICD-10-CM
I63.549	Cerebral infarction due to unspecified occlusion or stenosis of unspecified cerebellar artery	Diagnosis	ICD-10-CM
I63.59	Cerebral infarction due to unspecified occlusion or stenosis of other cerebral artery	Diagnosis	ICD-10-CM
I63.6	Cerebral infarction due to cerebral venous thrombosis, nonpyogenic	Diagnosis	ICD-10-CM
I63.8	Other cerebral infarction	Diagnosis	ICD-10-CM
I63.9	Cerebral infarction, unspecified	Diagnosis	ICD-10-CM
I66.01	Occlusion and stenosis of right middle cerebral artery	Diagnosis	ICD-10-CM
I66.02	Occlusion and stenosis of left middle cerebral artery	Diagnosis	ICD-10-CM
I66.03	Occlusion and stenosis of bilateral middle cerebral arteries	Diagnosis	ICD-10-CM
I66.09	Occlusion and stenosis of unspecified middle cerebral artery	Diagnosis	ICD-10-CM
I66.11	Occlusion and stenosis of right anterior cerebral artery	Diagnosis	ICD-10-CM
I66.12	Occlusion and stenosis of left anterior cerebral artery	Diagnosis	ICD-10-CM
I66.13	Occlusion and stenosis of bilateral anterior cerebral arteries	Diagnosis	ICD-10-CM
I66.19	Occlusion and stenosis of unspecified anterior cerebral artery	Diagnosis	ICD-10-CM
I66.21	Occlusion and stenosis of right posterior cerebral artery	Diagnosis	ICD-10-CM
I66.22	Occlusion and stenosis of left posterior cerebral artery	Diagnosis	ICD-10-CM
I66.23	Occlusion and stenosis of bilateral posterior cerebral arteries	Diagnosis	ICD-10-CM
I66.29	Occlusion and stenosis of unspecified posterior cerebral artery	Diagnosis	ICD-10-CM
I66.3	Occlusion and stenosis of cerebellar arteries	Diagnosis	ICD-10-CM
I66.8	Occlusion and stenosis of other cerebral arteries	Diagnosis	ICD-10-CM
I66.9	Occlusion and stenosis of unspecified cerebral artery	Diagnosis	ICD-10-CM
I67.841	Reversible cerebrovascular vasoconstriction syndrome	Diagnosis	ICD-10-CM
I67.848	Other cerebrovascular vasospasm and vasoconstriction	Diagnosis	ICD-10-CM
I67.89	Other cerebrovascular disease	Diagnosis	ICD-10-CM
I97.810	Intraoperative cerebrovascular infarction during cardiac surgery	Diagnosis	ICD-10-CM
I97.811	Intraoperative cerebrovascular infarction during other surgery	Diagnosis	ICD-10-CM
I97.820	Postprocedural cerebrovascular infarction following cardiac surgery	Diagnosis	ICD-10-CM
I97.821	Postprocedural cerebrovascular infarction following other surgery	Diagnosis	ICD-10-CM
Chronic Bronchitis			
491.0	Simple chronic bronchitis	Diagnosis	ICD-9-CM
491.1	Mucopurulent chronic bronchitis	Diagnosis	ICD-9-CM
491.21	Obstructive chronic bronchitis, with (acute) exacerbation	Diagnosis	ICD-9-CM
491.22	Obstructive chronic bronchitis with acute bronchitis	Diagnosis	ICD-9-CM
491.8	Other chronic bronchitis	Diagnosis	ICD-9-CM
491.9	Unspecified chronic bronchitis	Diagnosis	ICD-9-CM
J41	Simple and mucopurulent chronic bronchitis	Diagnosis	ICD-10-CM

Appendix H. List of Healthcare Common Procedure Coding System (HCPCS), Current Procedural Terminology, Second Edition (CPT-2), Current Procedural Terminology, Fourth Edition (CPT-4), and International Classification of Diseases, Ninth and Tenth Revisions, Clinical Modification (ICD-9-CM and ICD-10-CM) Diagnosis and Procedure Codes Used to Define Baseline Characteristics in this Request

Code	Description	Code Category	Code Type
J41.0	Simple chronic bronchitis	Diagnosis	ICD-10-CM
J41.1	Mucopurulent chronic bronchitis	Diagnosis	ICD-10-CM
J41.8	Mixed simple and mucopurulent chronic bronchitis	Diagnosis	ICD-10-CM
J42	Unspecified chronic bronchitis	Diagnosis	ICD-10-CM
Chronic Kidney Disease			
016.00	Tuberculosis of kidney, confirmation unspecified	Diagnosis	ICD-9-CM
016.01	Tuberculosis of kidney, bacteriological or histological examination not done	Diagnosis	ICD-9-CM
016.02	Tuberculosis of kidney, bacteriological or histological examination unknown (at present)	Diagnosis	ICD-9-CM
016.03	Tuberculosis of kidney, tubercle bacilli found (in sputum) by microscopy	Diagnosis	ICD-9-CM
016.04	Tuberculosis of kidney, tubercle bacilli not found (in sputum) by microscopy, but found by bacterial culture	Diagnosis	ICD-9-CM
016.05	Tuberculosis of kidney, tubercle bacilli not found by bacteriological examination, but tuberculosis confirmed histologically	Diagnosis	ICD-9-CM
016.06	Tuberculosis of kidney, tubercle bacilli not found by bacteriological or histological examination, but tuberculosis confirmed by other methods [inoculation of animals]	Diagnosis	ICD-9-CM
095.4	Syphilis of kidney	Diagnosis	ICD-9-CM
189.0	Malignant neoplasm of kidney, except pelvis	Diagnosis	ICD-9-CM
189.9	Malignant neoplasm of urinary organ, site unspecified	Diagnosis	ICD-9-CM
223.0	Benign neoplasm of kidney, except pelvis	Diagnosis	ICD-9-CM
236.91	Neoplasm of uncertain behavior of kidney and ureter	Diagnosis	ICD-9-CM
249.40	Secondary diabetes mellitus with renal manifestations, not stated as uncontrolled, or unspecified	Diagnosis	ICD-9-CM
249.41	Secondary diabetes mellitus with renal manifestations, uncontrolled	Diagnosis	ICD-9-CM
250.40	Diabetes with renal manifestations, type II or unspecified type, not stated as uncontrolled	Diagnosis	ICD-9-CM
250.41	Diabetes with renal manifestations, type I [juvenile type], not stated as uncontrolled	Diagnosis	ICD-9-CM
250.42	Diabetes with renal manifestations, type II or unspecified type, uncontrolled	Diagnosis	ICD-9-CM
250.43	Diabetes with renal manifestations, type I [juvenile type], uncontrolled	Diagnosis	ICD-9-CM
271.4	Renal glycosuria	Diagnosis	ICD-9-CM
274.10	Gouty nephropathy, unspecified	Diagnosis	ICD-9-CM
283.11	Hemolytic-uremic syndrome	Diagnosis	ICD-9-CM
403.01	Hypertensive chronic kidney disease, malignant, with chronic kidney disease stage V or end stage renal disease	Diagnosis	ICD-9-CM
403.11	Hypertensive chronic kidney disease, benign, with chronic kidney disease stage V or end stage renal disease	Diagnosis	ICD-9-CM
403.91	Hypertensive chronic kidney disease, unspecified, with chronic kidney disease stage V or end stage renal disease	Diagnosis	ICD-9-CM
404.02	Hypertensive heart and chronic kidney disease, malignant, without heart failure and with chronic kidney disease stage V or end stage renal disease	Diagnosis	ICD-9-CM
404.03	Hypertensive heart and chronic kidney disease, malignant, with heart failure and with chronic kidney disease stage V or end stage renal disease	Diagnosis	ICD-9-CM

Appendix H. List of Healthcare Common Procedure Coding System (HCPCS), Current Procedural Terminology, Second Edition (CPT-2), Current Procedural Terminology, Fourth Edition (CPT-4), and International Classification of Diseases, Ninth and Tenth Revisions, Clinical Modification (ICD-9-CM and ICD-10-CM) Diagnosis and Procedure Codes Used to Define Baseline Characteristics in this Request

Code	Description	Code Category	Code Type
404.12	Hypertensive heart and chronic kidney disease, benign, without heart failure and with chronic kidney disease stage V or end stage renal disease	Diagnosis	ICD-9-CM
404.13	Hypertensive heart and chronic kidney disease, benign, with heart failure and chronic kidney disease stage V or end stage renal disease	Diagnosis	ICD-9-CM
404.92	Hypertensive heart and chronic kidney disease, unspecified, without heart failure and with chronic kidney disease stage V or end stage renal disease	Diagnosis	ICD-9-CM
404.93	Hypertensive heart and chronic kidney disease, unspecified, with heart failure and chronic kidney disease stage V or end stage renal disease	Diagnosis	ICD-9-CM
440.1	Atherosclerosis of renal artery	Diagnosis	ICD-9-CM
442.1	Aneurysm of renal artery	Diagnosis	ICD-9-CM
572.4	Hepatorenal syndrome	Diagnosis	ICD-9-CM
580.0	Acute glomerulonephritis with lesion of proliferative glomerulonephritis	Diagnosis	ICD-9-CM
580.4	Acute glomerulonephritis with lesion of rapidly progressive glomerulonephritis	Diagnosis	ICD-9-CM
580.81	Acute glomerulonephritis with other specified pathological lesion in kidney in disease classified elsewhere	Diagnosis	ICD-9-CM
580.89	Other acute glomerulonephritis with other specified pathological lesion in kidney	Diagnosis	ICD-9-CM
580.9	Acute glomerulonephritis with unspecified pathological lesion in kidney	Diagnosis	ICD-9-CM
581.0	Nephrotic syndrome with lesion of proliferative glomerulonephritis	Diagnosis	ICD-9-CM
581.1	Nephrotic syndrome with lesion of membranous glomerulonephritis	Diagnosis	ICD-9-CM
581.2	Nephrotic syndrome with lesion of membranoproliferative glomerulonephritis	Diagnosis	ICD-9-CM
581.3	Nephrotic syndrome with lesion of minimal change glomerulonephritis	Diagnosis	ICD-9-CM
581.81	Nephrotic syndrome with other specified pathological lesion in kidney in diseases classified elsewhere	Diagnosis	ICD-9-CM
581.89	Other nephrotic syndrome with specified pathological lesion in kidney	Diagnosis	ICD-9-CM
581.9	Nephrotic syndrome with unspecified pathological lesion in kidney	Diagnosis	ICD-9-CM
582.0	Chronic glomerulonephritis with lesion of proliferative glomerulonephritis	Diagnosis	ICD-9-CM
582.1	Chronic glomerulonephritis with lesion of membranous glomerulonephritis	Diagnosis	ICD-9-CM
582.2	Chronic glomerulonephritis with lesion of membranoproliferative glomerulonephritis	Diagnosis	ICD-9-CM
582.4	Chronic glomerulonephritis with lesion of rapidly progressive glomerulonephritis	Diagnosis	ICD-9-CM
582.81	Chronic glomerulonephritis with other specified pathological lesion in kidney in diseases classified elsewhere	Diagnosis	ICD-9-CM
582.89	Other chronic glomerulonephritis with specified pathological lesion in kidney	Diagnosis	ICD-9-CM
582.9	Chronic glomerulonephritis with unspecified pathological lesion in kidney	Diagnosis	ICD-9-CM
583.0	Nephritis and nephropathy, not specified as acute or chronic, with lesion of proliferative glomerulonephritis	Diagnosis	ICD-9-CM
583.1	Nephritis and nephropathy, not specified as acute or chronic, with lesion of membranous glomerulonephritis	Diagnosis	ICD-9-CM
583.2	Nephritis and nephropathy, not specified as acute or chronic, with lesion of membranoproliferative glomerulonephritis	Diagnosis	ICD-9-CM
583.4	Nephritis and nephropathy, not specified as acute or chronic, with lesion of rapidly progressive glomerulonephritis	Diagnosis	ICD-9-CM

Appendix H. List of Healthcare Common Procedure Coding System (HCPCS), Current Procedural Terminology, Second Edition (CPT-2), Current Procedural Terminology, Fourth Edition (CPT-4), and International Classification of Diseases, Ninth and Tenth Revisions, Clinical Modification (ICD-9-CM and ICD-10-CM) Diagnosis and Procedure Codes Used to Define Baseline Characteristics in this Request

Code	Description	Code Category	Code Type
583.6	Nephritis and nephropathy, not specified as acute or chronic, with lesion of renal cortical necrosis	Diagnosis	ICD-9-CM
583.7	Nephritis and nephropathy, not specified as acute or chronic, with lesion of renal medullary necrosis	Diagnosis	ICD-9-CM
583.81	Nephritis and nephropathy, not specified as acute or chronic, with other specified pathological lesion in kidney, in diseases classified elsewhere	Diagnosis	ICD-9-CM
583.89	Other nephritis and nephropathy, not specified as acute or chronic, with specified pathological lesion in kidney	Diagnosis	ICD-9-CM
583.9	Nephritis and nephropathy, not specified as acute or chronic, with unspecified pathological lesion in kidney	Diagnosis	ICD-9-CM
584.5	Acute kidney failure with lesion of tubular necrosis	Diagnosis	ICD-9-CM
584.6	Acute kidney failure with lesion of renal cortical necrosis	Diagnosis	ICD-9-CM
584.7	Acute kidney failure with lesion of medullary [papillary] necrosis	Diagnosis	ICD-9-CM
584.8	Acute kidney failure with other specified pathological lesion in kidney	Diagnosis	ICD-9-CM
584.9	Acute kidney failure, unspecified	Diagnosis	ICD-9-CM
585.1	Chronic kidney disease, Stage I	Diagnosis	ICD-9-CM
585.2	Chronic kidney disease, Stage II (mild)	Diagnosis	ICD-9-CM
585.3	Chronic kidney disease, Stage III (moderate)	Diagnosis	ICD-9-CM
585.4	Chronic kidney disease, Stage IV (severe)	Diagnosis	ICD-9-CM
585.5	Chronic kidney disease, Stage V	Diagnosis	ICD-9-CM
585.6	End stage renal disease	Diagnosis	ICD-9-CM
585.9	Chronic kidney disease, unspecified	Diagnosis	ICD-9-CM
586	Unspecified renal failure	Diagnosis	ICD-9-CM
587	Unspecified renal sclerosis	Diagnosis	ICD-9-CM
588.0	Renal osteodystrophy	Diagnosis	ICD-9-CM
588.1	Nephrogenic diabetes insipidus	Diagnosis	ICD-9-CM
588.81	Secondary hyperparathyroidism (of renal origin)	Diagnosis	ICD-9-CM
588.89	Other specified disorders resulting from impaired renal function	Diagnosis	ICD-9-CM
588.9	Unspecified disorder resulting from impaired renal function	Diagnosis	ICD-9-CM
591	Hydronephrosis	Diagnosis	ICD-9-CM
753.12	Congenital polycystic kidney, unspecified type	Diagnosis	ICD-9-CM
753.13	Congenital polycystic kidney, autosomal dominant	Diagnosis	ICD-9-CM
753.14	Congenital polycystic kidney, autosomal recessive	Diagnosis	ICD-9-CM
753.15	Congenital renal dysplasia	Diagnosis	ICD-9-CM
753.16	Congenital medullary cystic kidney	Diagnosis	ICD-9-CM
753.17	Congenital medullary sponge kidney	Diagnosis	ICD-9-CM
753.19	Other specified congenital cystic kidney disease	Diagnosis	ICD-9-CM
753.20	Unspecified obstructive defect of renal pelvis and ureter	Diagnosis	ICD-9-CM
753.21	Congenital obstruction of ureteropelvic junction	Diagnosis	ICD-9-CM
753.22	Congenital obstruction of ureterovesical junction	Diagnosis	ICD-9-CM
753.23	Congenital ureterocele	Diagnosis	ICD-9-CM
753.29	Other obstructive defect of renal pelvis and ureter	Diagnosis	ICD-9-CM

Appendix H. List of Healthcare Common Procedure Coding System (HCPCS), Current Procedural Terminology, Second Edition (CPT-2), Current Procedural Terminology, Fourth Edition (CPT-4), and International Classification of Diseases, Ninth and Tenth Revisions, Clinical Modification (ICD-9-CM and ICD-10-CM) Diagnosis and Procedure Codes Used to Define Baseline Characteristics in this Request

Code	Description	Code Category	Code Type
794.4	Nonspecific abnormal results of kidney function study	Diagnosis	ICD-9-CM
A18.11	Tuberculosis of kidney and ureter	Diagnosis	ICD-10-CM
A52.75	Syphilis of kidney and ureter	Diagnosis	ICD-10-CM
B52.0	Plasmodium malariae malaria with nephropathy	Diagnosis	ICD-10-CM
C64.1	Malignant neoplasm of right kidney, except renal pelvis	Diagnosis	ICD-10-CM
C64.2	Malignant neoplasm of left kidney, except renal pelvis	Diagnosis	ICD-10-CM
C64.9	Malignant neoplasm of unspecified kidney, except renal pelvis	Diagnosis	ICD-10-CM
C68.9	Malignant neoplasm of urinary organ, unspecified	Diagnosis	ICD-10-CM
D30.00	Benign neoplasm of unspecified kidney	Diagnosis	ICD-10-CM
D30.01	Benign neoplasm of right kidney	Diagnosis	ICD-10-CM
D30.02	Benign neoplasm of left kidney	Diagnosis	ICD-10-CM
D41.00	Neoplasm of uncertain behavior of unspecified kidney	Diagnosis	ICD-10-CM
D41.01	Neoplasm of uncertain behavior of right kidney	Diagnosis	ICD-10-CM
D41.02	Neoplasm of uncertain behavior of left kidney	Diagnosis	ICD-10-CM
D41.10	Neoplasm of uncertain behavior of unspecified renal pelvis	Diagnosis	ICD-10-CM
D41.11	Neoplasm of uncertain behavior of right renal pelvis	Diagnosis	ICD-10-CM
D41.12	Neoplasm of uncertain behavior of left renal pelvis	Diagnosis	ICD-10-CM
D41.20	Neoplasm of uncertain behavior of unspecified ureter	Diagnosis	ICD-10-CM
D41.21	Neoplasm of uncertain behavior of right ureter	Diagnosis	ICD-10-CM
D41.22	Neoplasm of uncertain behavior of left ureter	Diagnosis	ICD-10-CM
D59.3	Hemolytic-uremic syndrome	Diagnosis	ICD-10-CM
E08.21	Diabetes mellitus due to underlying condition with diabetic nephropathy	Diagnosis	ICD-10-CM
E08.22	Diabetes mellitus due to underlying condition with diabetic chronic kidney disease	Diagnosis	ICD-10-CM
E08.29	Diabetes mellitus due to underlying condition with other diabetic kidney complication	Diagnosis	ICD-10-CM
E08.65	Diabetes mellitus due to underlying condition with hyperglycemia	Diagnosis	ICD-10-CM
E09.21	Drug or chemical induced diabetes mellitus with diabetic nephropathy	Diagnosis	ICD-10-CM
E09.22	Drug or chemical induced diabetes mellitus with diabetic chronic kidney disease	Diagnosis	ICD-10-CM
E09.29	Drug or chemical induced diabetes mellitus with other diabetic kidney complication	Diagnosis	ICD-10-CM
E10.21	Type 1 diabetes mellitus with diabetic nephropathy	Diagnosis	ICD-10-CM
E10.22	Type 1 diabetes mellitus with diabetic chronic kidney disease	Diagnosis	ICD-10-CM
E10.29	Type 1 diabetes mellitus with other diabetic kidney complication	Diagnosis	ICD-10-CM
E10.65	Type 1 diabetes mellitus with hyperglycemia	Diagnosis	ICD-10-CM
E11.21	Type 2 diabetes mellitus with diabetic nephropathy	Diagnosis	ICD-10-CM
E11.22	Type 2 diabetes mellitus with diabetic chronic kidney disease	Diagnosis	ICD-10-CM
E11.29	Type 2 diabetes mellitus with other diabetic kidney complication	Diagnosis	ICD-10-CM
E11.65	Type 2 diabetes mellitus with hyperglycemia	Diagnosis	ICD-10-CM
E13.21	Other specified diabetes mellitus with diabetic nephropathy	Diagnosis	ICD-10-CM
E13.22	Other specified diabetes mellitus with diabetic chronic kidney disease	Diagnosis	ICD-10-CM
E13.29	Other specified diabetes mellitus with other diabetic kidney complication	Diagnosis	ICD-10-CM
E74.8	Other specified disorders of carbohydrate metabolism	Diagnosis	ICD-10-CM
I12.0	Hypertensive chronic kidney disease with stage 5 chronic kidney disease or end stage renal disease	Diagnosis	ICD-10-CM

Appendix H. List of Healthcare Common Procedure Coding System (HCPCS), Current Procedural Terminology, Second Edition (CPT-2), Current Procedural Terminology, Fourth Edition (CPT-4), and International Classification of Diseases, Ninth and Tenth Revisions, Clinical Modification (ICD-9-CM and ICD-10-CM) Diagnosis and Procedure Codes Used to Define Baseline Characteristics in this Request

Code	Description	Code Category	Code Type
I12.9	Hypertensive chronic kidney disease with stage 1 through stage 4 chronic kidney disease, or unspecified chronic kidney disease	Diagnosis	ICD-10-CM
I13.0	Hypertensive heart and chronic kidney disease with heart failure and stage 1 through stage 4 chronic kidney disease, or unspecified chronic kidney disease	Diagnosis	ICD-10-CM
I13.10	Hypertensive heart and chronic kidney disease without heart failure, with stage 1 through stage 4 chronic kidney disease, or unspecified chronic kidney disease	Diagnosis	ICD-10-CM
I13.11	Hypertensive heart and chronic kidney disease without heart failure, with stage 5 chronic kidney disease, or end stage renal disease	Diagnosis	ICD-10-CM
I13.2	Hypertensive heart and chronic kidney disease with heart failure and with stage 5 chronic kidney disease, or end stage renal disease	Diagnosis	ICD-10-CM
I70.1	Atherosclerosis of renal artery	Diagnosis	ICD-10-CM
I72.2	Aneurysm of renal artery	Diagnosis	ICD-10-CM
K76.7	Hepatorenal syndrome	Diagnosis	ICD-10-CM
M10.30	Gout due to renal impairment, unspecified site	Diagnosis	ICD-10-CM
M10.311	Gout due to renal impairment, right shoulder	Diagnosis	ICD-10-CM
M10.312	Gout due to renal impairment, left shoulder	Diagnosis	ICD-10-CM
M10.319	Gout due to renal impairment, unspecified shoulder	Diagnosis	ICD-10-CM
M10.321	Gout due to renal impairment, right elbow	Diagnosis	ICD-10-CM
M10.322	Gout due to renal impairment, left elbow	Diagnosis	ICD-10-CM
M10.329	Gout due to renal impairment, unspecified elbow	Diagnosis	ICD-10-CM
M10.331	Gout due to renal impairment, right wrist	Diagnosis	ICD-10-CM
M10.332	Gout due to renal impairment, left wrist	Diagnosis	ICD-10-CM
M10.339	Gout due to renal impairment, unspecified wrist	Diagnosis	ICD-10-CM
M10.341	Gout due to renal impairment, right hand	Diagnosis	ICD-10-CM
M10.342	Gout due to renal impairment, left hand	Diagnosis	ICD-10-CM
M10.349	Gout due to renal impairment, unspecified hand	Diagnosis	ICD-10-CM
M10.351	Gout due to renal impairment, right hip	Diagnosis	ICD-10-CM
M10.352	Gout due to renal impairment, left hip	Diagnosis	ICD-10-CM
M10.359	Gout due to renal impairment, unspecified hip	Diagnosis	ICD-10-CM
M10.361	Gout due to renal impairment, right knee	Diagnosis	ICD-10-CM
M10.362	Gout due to renal impairment, left knee	Diagnosis	ICD-10-CM
M10.369	Gout due to renal impairment, unspecified knee	Diagnosis	ICD-10-CM
M10.371	Gout due to renal impairment, right ankle and foot	Diagnosis	ICD-10-CM
M10.372	Gout due to renal impairment, left ankle and foot	Diagnosis	ICD-10-CM
M10.379	Gout due to renal impairment, unspecified ankle and foot	Diagnosis	ICD-10-CM
M10.38	Gout due to renal impairment, vertebrae	Diagnosis	ICD-10-CM
M10.39	Gout due to renal impairment, multiple sites	Diagnosis	ICD-10-CM
M32.14	Glomerular disease in systemic lupus erythematosus	Diagnosis	ICD-10-CM
M32.15	Tubulo-interstitial nephropathy in systemic lupus erythematosus	Diagnosis	ICD-10-CM
M35.04	Sicca syndrome with tubulo-interstitial nephropathy	Diagnosis	ICD-10-CM
N00.0	Acute nephritic syndrome with minor glomerular abnormality	Diagnosis	ICD-10-CM
N00.1	Acute nephritic syndrome with focal and segmental glomerular lesions	Diagnosis	ICD-10-CM

Appendix H. List of Healthcare Common Procedure Coding System (HCPCS), Current Procedural Terminology, Second Edition (CPT-2), Current Procedural Terminology, Fourth Edition (CPT-4), and International Classification of Diseases, Ninth and Tenth Revisions, Clinical Modification (ICD-9-CM and ICD-10-CM) Diagnosis and Procedure Codes Used to Define Baseline Characteristics in this Request

Code	Description	Code Category	Code Type
N00.2	Acute nephritic syndrome with diffuse membranous glomerulonephritis	Diagnosis	ICD-10-CM
N00.3	Acute nephritic syndrome with diffuse mesangial proliferative glomerulonephritis	Diagnosis	ICD-10-CM
N00.4	Acute nephritic syndrome with diffuse endocapillary proliferative glomerulonephritis	Diagnosis	ICD-10-CM
N00.5	Acute nephritic syndrome with diffuse mesangiocapillary glomerulonephritis	Diagnosis	ICD-10-CM
N00.6	Acute nephritic syndrome with dense deposit disease	Diagnosis	ICD-10-CM
N00.7	Acute nephritic syndrome with diffuse crescentic glomerulonephritis	Diagnosis	ICD-10-CM
N00.8	Acute nephritic syndrome with other morphologic changes	Diagnosis	ICD-10-CM
N00.9	Acute nephritic syndrome with unspecified morphologic changes	Diagnosis	ICD-10-CM
N01.0	Rapidly progressive nephritic syndrome with minor glomerular abnormality	Diagnosis	ICD-10-CM
N01.1	Rapidly progressive nephritic syndrome with focal and segmental glomerular lesions	Diagnosis	ICD-10-CM
N01.2	Rapidly progressive nephritic syndrome with diffuse membranous glomerulonephritis	Diagnosis	ICD-10-CM
N01.3	Rapidly progressive nephritic syndrome with diffuse mesangial proliferative glomerulonephritis	Diagnosis	ICD-10-CM
N01.4	Rapidly progressive nephritic syndrome with diffuse endocapillary proliferative glomerulonephritis	Diagnosis	ICD-10-CM
N01.5	Rapidly progressive nephritic syndrome with diffuse mesangiocapillary glomerulonephritis	Diagnosis	ICD-10-CM
N01.6	Rapidly progressive nephritic syndrome with dense deposit disease	Diagnosis	ICD-10-CM
N01.7	Rapidly progressive nephritic syndrome with diffuse crescentic glomerulonephritis	Diagnosis	ICD-10-CM
N01.8	Rapidly progressive nephritic syndrome with other morphologic changes	Diagnosis	ICD-10-CM
N01.9	Rapidly progressive nephritic syndrome with unspecified morphologic changes	Diagnosis	ICD-10-CM
N02.0	Recurrent and persistent hematuria with minor glomerular abnormality	Diagnosis	ICD-10-CM
N02.1	Recurrent and persistent hematuria with focal and segmental glomerular lesions	Diagnosis	ICD-10-CM
N02.2	Recurrent and persistent hematuria with diffuse membranous glomerulonephritis	Diagnosis	ICD-10-CM
N02.3	Recurrent and persistent hematuria with diffuse mesangial proliferative glomerulonephritis	Diagnosis	ICD-10-CM
N02.4	Recurrent and persistent hematuria with diffuse endocapillary proliferative glomerulonephritis	Diagnosis	ICD-10-CM
N02.5	Recurrent and persistent hematuria with diffuse mesangiocapillary glomerulonephritis	Diagnosis	ICD-10-CM
N02.6	Recurrent and persistent hematuria with dense deposit disease	Diagnosis	ICD-10-CM
N02.7	Recurrent and persistent hematuria with diffuse crescentic glomerulonephritis	Diagnosis	ICD-10-CM
N02.8	Recurrent and persistent hematuria with other morphologic changes	Diagnosis	ICD-10-CM
N02.9	Recurrent and persistent hematuria with unspecified morphologic changes	Diagnosis	ICD-10-CM
N03.0	Chronic nephritic syndrome with minor glomerular abnormality	Diagnosis	ICD-10-CM
N03.1	Chronic nephritic syndrome with focal and segmental glomerular lesions	Diagnosis	ICD-10-CM
N03.2	Chronic nephritic syndrome with diffuse membranous glomerulonephritis	Diagnosis	ICD-10-CM
N03.3	Chronic nephritic syndrome with diffuse mesangial proliferative glomerulonephritis	Diagnosis	ICD-10-CM
N03.4	Chronic nephritic syndrome with diffuse endocapillary proliferative glomerulonephritis	Diagnosis	ICD-10-CM
N03.5	Chronic nephritic syndrome with diffuse mesangiocapillary glomerulonephritis	Diagnosis	ICD-10-CM
N03.6	Chronic nephritic syndrome with dense deposit disease	Diagnosis	ICD-10-CM
N03.7	Chronic nephritic syndrome with diffuse crescentic glomerulonephritis	Diagnosis	ICD-10-CM
N03.8	Chronic nephritic syndrome with other morphologic changes	Diagnosis	ICD-10-CM

Appendix H. List of Healthcare Common Procedure Coding System (HCPCS), Current Procedural Terminology, Second Edition (CPT-2), Current Procedural Terminology, Fourth Edition (CPT-4), and International Classification of Diseases, Ninth and Tenth Revisions, Clinical Modification (ICD-9-CM and ICD-10-CM) Diagnosis and Procedure Codes Used to Define Baseline Characteristics in this Request

Code	Description	Code Category	Code Type
N03.9	Chronic nephritic syndrome with unspecified morphologic changes	Diagnosis	ICD-10-CM
N04.0	Nephrotic syndrome with minor glomerular abnormality	Diagnosis	ICD-10-CM
N04.1	Nephrotic syndrome with focal and segmental glomerular lesions	Diagnosis	ICD-10-CM
N04.2	Nephrotic syndrome with diffuse membranous glomerulonephritis	Diagnosis	ICD-10-CM
N04.3	Nephrotic syndrome with diffuse mesangial proliferative glomerulonephritis	Diagnosis	ICD-10-CM
N04.4	Nephrotic syndrome with diffuse endocapillary proliferative glomerulonephritis	Diagnosis	ICD-10-CM
N04.5	Nephrotic syndrome with diffuse mesangiocapillary glomerulonephritis	Diagnosis	ICD-10-CM
N04.6	Nephrotic syndrome with dense deposit disease	Diagnosis	ICD-10-CM
N04.7	Nephrotic syndrome with diffuse crescentic glomerulonephritis	Diagnosis	ICD-10-CM
N04.8	Nephrotic syndrome with other morphologic changes	Diagnosis	ICD-10-CM
N04.9	Nephrotic syndrome with unspecified morphologic changes	Diagnosis	ICD-10-CM
N05.0	Unspecified nephritic syndrome with minor glomerular abnormality	Diagnosis	ICD-10-CM
N05.1	Unspecified nephritic syndrome with focal and segmental glomerular lesions	Diagnosis	ICD-10-CM
N05.2	Unspecified nephritic syndrome with diffuse membranous glomerulonephritis	Diagnosis	ICD-10-CM
N05.3	Unspecified nephritic syndrome with diffuse mesangial proliferative glomerulonephritis	Diagnosis	ICD-10-CM
N05.4	Unspecified nephritic syndrome with diffuse endocapillary proliferative glomerulonephritis	Diagnosis	ICD-10-CM
N05.5	Unspecified nephritic syndrome with diffuse mesangiocapillary glomerulonephritis	Diagnosis	ICD-10-CM
N05.6	Unspecified nephritic syndrome with dense deposit disease	Diagnosis	ICD-10-CM
N05.7	Unspecified nephritic syndrome with diffuse crescentic glomerulonephritis	Diagnosis	ICD-10-CM
N05.8	Unspecified nephritic syndrome with other morphologic changes	Diagnosis	ICD-10-CM
N05.9	Unspecified nephritic syndrome with unspecified morphologic changes	Diagnosis	ICD-10-CM
N06.0	Isolated proteinuria with minor glomerular abnormality	Diagnosis	ICD-10-CM
N06.1	Isolated proteinuria with focal and segmental glomerular lesions	Diagnosis	ICD-10-CM
N06.2	Isolated proteinuria with diffuse membranous glomerulonephritis	Diagnosis	ICD-10-CM
N06.3	Isolated proteinuria with diffuse mesangial proliferative glomerulonephritis	Diagnosis	ICD-10-CM
N06.4	Isolated proteinuria with diffuse endocapillary proliferative glomerulonephritis	Diagnosis	ICD-10-CM
N06.5	Isolated proteinuria with diffuse mesangiocapillary glomerulonephritis	Diagnosis	ICD-10-CM
N06.6	Isolated proteinuria with dense deposit disease	Diagnosis	ICD-10-CM
N06.7	Isolated proteinuria with diffuse crescentic glomerulonephritis	Diagnosis	ICD-10-CM
N06.8	Isolated proteinuria with other morphologic lesion	Diagnosis	ICD-10-CM
N06.9	Isolated proteinuria with unspecified morphologic lesion	Diagnosis	ICD-10-CM
N07.0	Hereditary nephropathy, not elsewhere classified with minor glomerular abnormality	Diagnosis	ICD-10-CM
N07.1	Hereditary nephropathy, not elsewhere classified with focal and segmental glomerular lesions	Diagnosis	ICD-10-CM
N07.2	Hereditary nephropathy, not elsewhere classified with diffuse membranous glomerulonephritis	Diagnosis	ICD-10-CM
N07.3	Hereditary nephropathy, not elsewhere classified with diffuse mesangial proliferative glomerulonephritis	Diagnosis	ICD-10-CM
N07.4	Hereditary nephropathy, not elsewhere classified with diffuse endocapillary proliferative glomerulonephritis	Diagnosis	ICD-10-CM

Appendix H. List of Healthcare Common Procedure Coding System (HCPCS), Current Procedural Terminology, Second Edition (CPT-2), Current Procedural Terminology, Fourth Edition (CPT-4), and International Classification of Diseases, Ninth and Tenth Revisions, Clinical Modification (ICD-9-CM and ICD-10-CM) Diagnosis and Procedure Codes Used to Define Baseline Characteristics in this Request

Code	Description	Code Category	Code Type
N07.5	Hereditary nephropathy, not elsewhere classified with diffuse mesangiocapillary glomerulonephritis	Diagnosis	ICD-10-CM
N07.6	Hereditary nephropathy, not elsewhere classified with dense deposit disease	Diagnosis	ICD-10-CM
N07.7	Hereditary nephropathy, not elsewhere classified with diffuse crescentic glomerulonephritis	Diagnosis	ICD-10-CM
N07.8	Hereditary nephropathy, not elsewhere classified with other morphologic lesions	Diagnosis	ICD-10-CM
N07.9	Hereditary nephropathy, not elsewhere classified with unspecified morphologic lesions	Diagnosis	ICD-10-CM
N08	Glomerular disorders in diseases classified elsewhere	Diagnosis	ICD-10-CM
N13.1	Hydronephrosis with ureteral stricture, not elsewhere classified	Diagnosis	ICD-10-CM
N13.2	Hydronephrosis with renal and ureteral calculous obstruction	Diagnosis	ICD-10-CM
N13.30	Unspecified hydronephrosis	Diagnosis	ICD-10-CM
N13.39	Other hydronephrosis	Diagnosis	ICD-10-CM
N14.0	Analgesic nephropathy	Diagnosis	ICD-10-CM
N14.1	Nephropathy induced by other drugs, medicaments and biological substances	Diagnosis	ICD-10-CM
N14.2	Nephropathy induced by unspecified drug, medicament or biological substance	Diagnosis	ICD-10-CM
N14.3	Nephropathy induced by heavy metals	Diagnosis	ICD-10-CM
N14.4	Toxic nephropathy, not elsewhere classified	Diagnosis	ICD-10-CM
N15.0	Balkan nephropathy	Diagnosis	ICD-10-CM
N15.8	Other specified renal tubulo-interstitial diseases	Diagnosis	ICD-10-CM
N15.9	Renal tubulo-interstitial disease, unspecified	Diagnosis	ICD-10-CM
N16	Renal tubulo-interstitial disorders in diseases classified elsewhere	Diagnosis	ICD-10-CM
N17.0	Acute kidney failure with tubular necrosis	Diagnosis	ICD-10-CM
N17.1	Acute kidney failure with acute cortical necrosis	Diagnosis	ICD-10-CM
N17.2	Acute kidney failure with medullary necrosis	Diagnosis	ICD-10-CM
N17.8	Other acute kidney failure	Diagnosis	ICD-10-CM
N17.9	Acute kidney failure, unspecified	Diagnosis	ICD-10-CM
N18.1	Chronic kidney disease, stage 1	Diagnosis	ICD-10-CM
N18.2	Chronic kidney disease, stage 2 (mild)	Diagnosis	ICD-10-CM
N18.3	Chronic kidney disease, stage 3 (moderate)	Diagnosis	ICD-10-CM
N18.4	Chronic kidney disease, stage 4 (severe)	Diagnosis	ICD-10-CM
N18.5	Chronic kidney disease, stage 5	Diagnosis	ICD-10-CM
N18.6	End stage renal disease	Diagnosis	ICD-10-CM
N18.9	Chronic kidney disease, unspecified	Diagnosis	ICD-10-CM
N19	Unspecified kidney failure	Diagnosis	ICD-10-CM
N25.0	Renal osteodystrophy	Diagnosis	ICD-10-CM
N25.1	Nephrogenic diabetes insipidus	Diagnosis	ICD-10-CM
N25.81	Secondary hyperparathyroidism of renal origin	Diagnosis	ICD-10-CM
N25.89	Other disorders resulting from impaired renal tubular function	Diagnosis	ICD-10-CM
N25.9	Disorder resulting from impaired renal tubular function, unspecified	Diagnosis	ICD-10-CM
N26.1	Atrophy of kidney (terminal)	Diagnosis	ICD-10-CM
N26.9	Renal sclerosis, unspecified	Diagnosis	ICD-10-CM
Q61.02	Congenital multiple renal cysts	Diagnosis	ICD-10-CM

Appendix H. List of Healthcare Common Procedure Coding System (HCPCS), Current Procedural Terminology, Second Edition (CPT-2), Current Procedural Terminology, Fourth Edition (CPT-4), and International Classification of Diseases, Ninth and Tenth Revisions, Clinical Modification (ICD-9-CM and ICD-10-CM) Diagnosis and Procedure Codes Used to Define Baseline Characteristics in this Request

Code	Description	Code Category	Code Type
Q61.11	Cystic dilatation of collecting ducts	Diagnosis	ICD-10-CM
Q61.19	Other polycystic kidney, infantile type	Diagnosis	ICD-10-CM
Q61.2	Polycystic kidney, adult type	Diagnosis	ICD-10-CM
Q61.3	Polycystic kidney, unspecified	Diagnosis	ICD-10-CM
Q61.4	Renal dysplasia	Diagnosis	ICD-10-CM
Q61.5	Medullary cystic kidney	Diagnosis	ICD-10-CM
Q61.8	Other cystic kidney diseases	Diagnosis	ICD-10-CM
Q62.0	Congenital hydronephrosis	Diagnosis	ICD-10-CM
Q62.10	Congenital occlusion of ureter, unspecified	Diagnosis	ICD-10-CM
Q62.11	Congenital occlusion of ureteropelvic junction	Diagnosis	ICD-10-CM
Q62.12	Congenital occlusion of ureterovesical orifice	Diagnosis	ICD-10-CM
Q62.2	Congenital megaureter	Diagnosis	ICD-10-CM
Q62.31	Congenital ureterocele, orthotopic	Diagnosis	ICD-10-CM
Q62.32	Cecoureterocele	Diagnosis	ICD-10-CM
Q62.39	Other obstructive defects of renal pelvis and ureter	Diagnosis	ICD-10-CM
R94.4	Abnormal results of kidney function studies	Diagnosis	ICD-10-CM
Cirrhosis			
571	Chronic liver disease and cirrhosis	Diagnosis	ICD-9-CM
571.2	Alcoholic cirrhosis of liver	Diagnosis	ICD-9-CM
571.5	Cirrhosis of liver without mention of alcohol	Diagnosis	ICD-9-CM
571.6	Biliary cirrhosis	Diagnosis	ICD-9-CM
K70.2	Alcoholic fibrosis and sclerosis of liver	Diagnosis	ICD-10-CM
K70.30	Alcoholic cirrhosis of liver without ascites	Diagnosis	ICD-10-CM
K70.31	Alcoholic cirrhosis of liver with ascites	Diagnosis	ICD-10-CM
K74.0	Hepatic fibrosis	Diagnosis	ICD-10-CM
K74.3	Primary biliary cirrhosis	Diagnosis	ICD-10-CM
K74.4	Secondary biliary cirrhosis	Diagnosis	ICD-10-CM
K74.5	Biliary cirrhosis, unspecified	Diagnosis	ICD-10-CM
K74.60	Unspecified cirrhosis of liver	Diagnosis	ICD-10-CM
K74.69	Other cirrhosis of liver	Diagnosis	ICD-10-CM
Congestive Heart Failure			
402.01	Malignant hypertensive heart disease with heart failure	Diagnosis	ICD-9-CM
402.11	Benign hypertensive heart disease with heart failure	Diagnosis	ICD-9-CM
402.91	Hypertensive heart disease, unspecified, with heart failure	Diagnosis	ICD-9-CM
404.01	Hypertensive heart and chronic kidney disease, malignant, with heart failure and with chronic kidney disease stage I through stage IV, or unspecified	Diagnosis	ICD-9-CM
404.03	Hypertensive heart and chronic kidney disease, malignant, with heart failure and with chronic kidney disease stage V or end stage renal disease	Diagnosis	ICD-9-CM
404.11	Hypertensive heart and chronic kidney disease, benign, with heart failure and with chronic kidney disease stage I through stage IV, or unspecified	Diagnosis	ICD-9-CM
404.13	Hypertensive heart and chronic kidney disease, benign, with heart failure and chronic kidney disease stage V or end stage renal disease	Diagnosis	ICD-9-CM

Appendix H. List of Healthcare Common Procedure Coding System (HCPCS), Current Procedural Terminology, Second Edition (CPT-2), Current Procedural Terminology, Fourth Edition (CPT-4), and International Classification of Diseases, Ninth and Tenth Revisions, Clinical Modification (ICD-9-CM and ICD-10-CM) Diagnosis and Procedure Codes Used to Define Baseline Characteristics in this Request

Code	Description	Code Category	Code Type
404.91	Hypertensive heart and chronic kidney disease, unspecified, with heart failure and with chronic kidney disease stage I through stage IV, or unspecified	Diagnosis	ICD-9-CM
404.93	Hypertensive heart and chronic kidney disease, unspecified, with heart failure and chronic kidney disease stage V or end stage renal disease	Diagnosis	ICD-9-CM
428	Heart failure	Diagnosis	ICD-9-CM
428.0	Congestive heart failure, unspecified	Diagnosis	ICD-9-CM
428.1	Left heart failure	Diagnosis	ICD-9-CM
428.2	Systolic heart failure	Diagnosis	ICD-9-CM
428.20	Unspecified systolic heart failure	Diagnosis	ICD-9-CM
428.21	Acute systolic heart failure	Diagnosis	ICD-9-CM
428.22	Chronic systolic heart failure	Diagnosis	ICD-9-CM
428.23	Acute on chronic systolic heart failure	Diagnosis	ICD-9-CM
428.3	Diastolic heart failure	Diagnosis	ICD-9-CM
428.30	Unspecified diastolic heart failure	Diagnosis	ICD-9-CM
428.31	Acute diastolic heart failure	Diagnosis	ICD-9-CM
428.32	Chronic diastolic heart failure	Diagnosis	ICD-9-CM
428.33	Acute on chronic diastolic heart failure	Diagnosis	ICD-9-CM
428.4	Combined systolic and diastolic heart failure	Diagnosis	ICD-9-CM
428.40	Unspecified combined systolic and diastolic heart failure	Diagnosis	ICD-9-CM
428.41	Acute combined systolic and diastolic heart failure	Diagnosis	ICD-9-CM
428.42	Chronic combined systolic and diastolic heart failure	Diagnosis	ICD-9-CM
428.43	Acute on chronic combined systolic and diastolic heart failure	Diagnosis	ICD-9-CM
428.9	Unspecified heart failure	Diagnosis	ICD-9-CM
I11.0	Hypertensive heart disease with heart failure	Diagnosis	ICD-10-CM
I13.0	Hypertensive heart and chronic kidney disease with heart failure and stage 1 through stage 4 chronic kidney disease, or unspecified chronic kidney disease	Diagnosis	ICD-10-CM
I13.2	Hypertensive heart and chronic kidney disease with heart failure and with stage 5 chronic kidney disease, or end stage renal disease	Diagnosis	ICD-10-CM
I50.1	Left ventricular failure, unspecified	Diagnosis	ICD-10-CM
I50.20	Unspecified systolic (congestive) heart failure	Diagnosis	ICD-10-CM
I50.21	Acute systolic (congestive) heart failure	Diagnosis	ICD-10-CM
I50.22	Chronic systolic (congestive) heart failure	Diagnosis	ICD-10-CM
I50.23	Acute on chronic systolic (congestive) heart failure	Diagnosis	ICD-10-CM
I50.30	Unspecified diastolic (congestive) heart failure	Diagnosis	ICD-10-CM
I50.31	Acute diastolic (congestive) heart failure	Diagnosis	ICD-10-CM
I50.32	Chronic diastolic (congestive) heart failure	Diagnosis	ICD-10-CM
I50.33	Acute on chronic diastolic (congestive) heart failure	Diagnosis	ICD-10-CM
I50.40	Unspecified combined systolic (congestive) and diastolic (congestive) heart failure	Diagnosis	ICD-10-CM
I50.41	Acute combined systolic (congestive) and diastolic (congestive) heart failure	Diagnosis	ICD-10-CM
I50.42	Chronic combined systolic (congestive) and diastolic (congestive) heart failure	Diagnosis	ICD-10-CM
I50.43	Acute on chronic combined systolic (congestive) and diastolic (congestive) heart failure	Diagnosis	ICD-10-CM
I50.810	Right heart failure, unspecified	Diagnosis	ICD-10-CM

Appendix H. List of Healthcare Common Procedure Coding System (HCPCS), Current Procedural Terminology, Second Edition (CPT-2), Current Procedural Terminology, Fourth Edition (CPT-4), and International Classification of Diseases, Ninth and Tenth Revisions, Clinical Modification (ICD-9-CM and ICD-10-CM) Diagnosis and Procedure Codes Used to Define Baseline Characteristics in this Request

Code	Description	Code Category	Code Type
I50.811	Acute right heart failure	Diagnosis	ICD-10-CM
I50.812	Chronic right heart failure	Diagnosis	ICD-10-CM
I50.813	Acute on chronic right heart failure	Diagnosis	ICD-10-CM
I50.814	Right heart failure due to left heart failure	Diagnosis	ICD-10-CM
I50.82	Biventricular heart failure	Diagnosis	ICD-10-CM
I50.83	High output heart failure	Diagnosis	ICD-10-CM
I50.84	End stage heart failure	Diagnosis	ICD-10-CM
I50.89	Other heart failure	Diagnosis	ICD-10-CM
I50.9	Heart failure, unspecified	Diagnosis	ICD-10-CM
Depression			
296.2	Major depressive disorder, single episode	Diagnosis	ICD-9-CM
296.2	Major depressive disorder, single episode	Diagnosis	ICD-9-CM
296.20	Major depressive disorder, single episode, unspecified	Diagnosis	ICD-9-CM
296.21	Major depressive disorder, single episode, mild	Diagnosis	ICD-9-CM
296.22	Major depressive disorder, single episode, moderate	Diagnosis	ICD-9-CM
296.23	Major depressive disorder, single episode, severe, without mention of psychotic behavior	Diagnosis	ICD-9-CM
296.24	Major depressive disorder, single episode, severe, specified as with psychotic behavior	Diagnosis	ICD-9-CM
296.25	Major depressive disorder, single episode, in partial or unspecified remission	Diagnosis	ICD-9-CM
296.26	Major depressive disorder, single episode in full remission	Diagnosis	ICD-9-CM
296.3	Major depressive disorder, recurrent episode	Diagnosis	ICD-9-CM
296.3	Major depressive disorder, recurrent episode	Diagnosis	ICD-9-CM
296.30	Major depressive disorder, recurrent episode, unspecified	Diagnosis	ICD-9-CM
296.31	Major depressive disorder, recurrent episode, mild	Diagnosis	ICD-9-CM
296.32	Major depressive disorder, recurrent episode, moderate	Diagnosis	ICD-9-CM
296.33	Major depressive disorder, recurrent episode, severe, without mention of psychotic behavior	Diagnosis	ICD-9-CM
296.34	Major depressive disorder, recurrent episode, severe, specified as with psychotic behavior	Diagnosis	ICD-9-CM
296.35	Major depressive disorder, recurrent episode, in partial or unspecified remission	Diagnosis	ICD-9-CM
296.36	Major depressive disorder, recurrent episode, in full remission	Diagnosis	ICD-9-CM
F32.0	Major depressive disorder, single episode, mild	Diagnosis	ICD-10-CM
F32.1	Major depressive disorder, single episode, moderate	Diagnosis	ICD-10-CM
F32.2	Major depressive disorder, single episode, severe without psychotic features	Diagnosis	ICD-10-CM
F32.3	Major depressive disorder, single episode, severe with psychotic features	Diagnosis	ICD-10-CM
F32.4	Major depressive disorder, single episode, in partial remission	Diagnosis	ICD-10-CM
F32.5	Major depressive disorder, single episode, in full remission	Diagnosis	ICD-10-CM
F32.9	Major depressive disorder, single episode, unspecified	Diagnosis	ICD-10-CM
F33.0	Major depressive disorder, recurrent, mild	Diagnosis	ICD-10-CM
F33.1	Major depressive disorder, recurrent, moderate	Diagnosis	ICD-10-CM
F33.2	Major depressive disorder, recurrent severe without psychotic features	Diagnosis	ICD-10-CM
F33.3	Major depressive disorder, recurrent, severe with psychotic symptoms	Diagnosis	ICD-10-CM

Appendix H. List of Healthcare Common Procedure Coding System (HCPCS), Current Procedural Terminology, Second Edition (CPT-2), Current Procedural Terminology, Fourth Edition (CPT-4), and International Classification of Diseases, Ninth and Tenth Revisions, Clinical Modification (ICD-9-CM and ICD-10-CM) Diagnosis and Procedure Codes Used to Define Baseline Characteristics in this Request

Code	Description	Code Category	Code Type
F33.40	Major depressive disorder, recurrent, in remission, unspecified	Diagnosis	ICD-10-CM
F33.41	Major depressive disorder, recurrent, in partial remission	Diagnosis	ICD-10-CM
F33.42	Major depressive disorder, recurrent, in full remission	Diagnosis	ICD-10-CM
F33.9	Major depressive disorder, recurrent, unspecified	Diagnosis	ICD-10-CM
311	Depressive disorder, not elsewhere classified	Diagnosis	ICD-9-CM
F32.9	Major depressive disorder, single episode, unspecified	Diagnosis	ICD-10-CM
Diabetes			
250.01	Diabetes mellitus without mention of complication, type I [juvenile type], not stated as uncontrolled	Diagnosis	ICD-9-CM
250.03	Diabetes mellitus without mention of complication, type I [juvenile type], uncontrolled	Diagnosis	ICD-9-CM
250.11	Diabetes with ketoacidosis, type I [juvenile type], not stated as uncontrolled	Diagnosis	ICD-9-CM
250.13	Diabetes with ketoacidosis, type I [juvenile type], uncontrolled	Diagnosis	ICD-9-CM
250.21	Diabetes with hyperosmolarity, type I [juvenile type], not stated as uncontrolled	Diagnosis	ICD-9-CM
250.23	Diabetes with hyperosmolarity, type I [juvenile type], uncontrolled	Diagnosis	ICD-9-CM
250.31	Diabetes with other coma, type I [juvenile type], not stated as uncontrolled	Diagnosis	ICD-9-CM
250.33	Diabetes with other coma, type I [juvenile type], uncontrolled	Diagnosis	ICD-9-CM
250.41	Diabetes with renal manifestations, type I [juvenile type], not stated as uncontrolled	Diagnosis	ICD-9-CM
250.43	Diabetes with renal manifestations, type I [juvenile type], uncontrolled	Diagnosis	ICD-9-CM
250.51	Diabetes with ophthalmic manifestations, type I [juvenile type], not stated as uncontrolled	Diagnosis	ICD-9-CM
250.53	Diabetes with ophthalmic manifestations, type I [juvenile type], uncontrolled	Diagnosis	ICD-9-CM
250.61	Diabetes with neurological manifestations, type I [juvenile type], not stated as uncontrolled	Diagnosis	ICD-9-CM
250.63	Diabetes with neurological manifestations, type I [juvenile type], uncontrolled	Diagnosis	ICD-9-CM
250.71	Diabetes with peripheral circulatory disorders, type I [juvenile type], not stated as uncontrolled	Diagnosis	ICD-9-CM
250.73	Diabetes with peripheral circulatory disorders, type I [juvenile type], uncontrolled	Diagnosis	ICD-9-CM
250.81	Diabetes with other specified manifestations, type I [juvenile type], not stated as uncontrolled	Diagnosis	ICD-9-CM
250.83	Diabetes with other specified manifestations, type I [juvenile type], uncontrolled	Diagnosis	ICD-9-CM
250.91	Diabetes with unspecified complication, type I [juvenile type], not stated as uncontrolled	Diagnosis	ICD-9-CM
250.93	Diabetes with unspecified complication, type I [juvenile type], uncontrolled	Diagnosis	ICD-9-CM
E10.10	Type 1 diabetes mellitus with ketoacidosis without coma	Diagnosis	ICD-10-CM
E10.11	Type 1 diabetes mellitus with ketoacidosis with coma	Diagnosis	ICD-10-CM
E10.21	Type 1 diabetes mellitus with diabetic nephropathy	Diagnosis	ICD-10-CM
E10.22	Type 1 diabetes mellitus with diabetic chronic kidney disease	Diagnosis	ICD-10-CM
E10.29	Type 1 diabetes mellitus with other diabetic kidney complication	Diagnosis	ICD-10-CM
E10.311	Type 1 diabetes mellitus with unspecified diabetic retinopathy with macular edema	Diagnosis	ICD-10-CM
E10.319	Type 1 diabetes mellitus with unspecified diabetic retinopathy without macular edema	Diagnosis	ICD-10-CM
E10.3211	Type 1 diabetes mellitus with mild nonproliferative diabetic retinopathy with macular edema, right eye	Diagnosis	ICD-10-CM

Appendix H. List of Healthcare Common Procedure Coding System (HCPCS), Current Procedural Terminology, Second Edition (CPT-2), Current Procedural Terminology, Fourth Edition (CPT-4), and International Classification of Diseases, Ninth and Tenth Revisions, Clinical Modification (ICD-9-CM and ICD-10-CM) Diagnosis and Procedure Codes Used to Define Baseline Characteristics in this Request

Code	Description	Code Category	Code Type
E10.3212	Type 1 diabetes mellitus with mild nonproliferative diabetic retinopathy with macular edema, left eye	Diagnosis	ICD-10-CM
E10.3213	Type 1 diabetes mellitus with mild nonproliferative diabetic retinopathy with macular edema, bilateral	Diagnosis	ICD-10-CM
E10.3219	Type 1 diabetes mellitus with mild nonproliferative diabetic retinopathy with macular edema, unspecified eye	Diagnosis	ICD-10-CM
E10.3291	Type 1 diabetes mellitus with mild nonproliferative diabetic retinopathy without macular edema, right eye	Diagnosis	ICD-10-CM
E10.3292	Type 1 diabetes mellitus with mild nonproliferative diabetic retinopathy without macular edema, left eye	Diagnosis	ICD-10-CM
E10.3293	Type 1 diabetes mellitus with mild nonproliferative diabetic retinopathy without macular edema, bilateral	Diagnosis	ICD-10-CM
E10.3299	Type 1 diabetes mellitus with mild nonproliferative diabetic retinopathy without macular edema, unspecified eye	Diagnosis	ICD-10-CM
E10.3311	Type 1 diabetes mellitus with moderate nonproliferative diabetic retinopathy with macular edema, right eye	Diagnosis	ICD-10-CM
E10.3312	Type 1 diabetes mellitus with moderate nonproliferative diabetic retinopathy with macular edema, left eye	Diagnosis	ICD-10-CM
E10.3313	Type 1 diabetes mellitus with moderate nonproliferative diabetic retinopathy with macular edema, bilateral	Diagnosis	ICD-10-CM
E10.3319	Type 1 diabetes mellitus with moderate nonproliferative diabetic retinopathy with macular edema, unspecified eye	Diagnosis	ICD-10-CM
E10.3391	Type 1 diabetes mellitus with moderate nonproliferative diabetic retinopathy without macular edema, right eye	Diagnosis	ICD-10-CM
E10.3392	Type 1 diabetes mellitus with moderate nonproliferative diabetic retinopathy without macular edema, left eye	Diagnosis	ICD-10-CM
E10.3393	Type 1 diabetes mellitus with moderate nonproliferative diabetic retinopathy without macular edema, bilateral	Diagnosis	ICD-10-CM
E10.3399	Type 1 diabetes mellitus with moderate nonproliferative diabetic retinopathy without macular edema, unspecified eye	Diagnosis	ICD-10-CM
E10.3411	Type 1 diabetes mellitus with severe nonproliferative diabetic retinopathy with macular edema, right eye	Diagnosis	ICD-10-CM
E10.3412	Type 1 diabetes mellitus with severe nonproliferative diabetic retinopathy with macular edema, left eye	Diagnosis	ICD-10-CM
E10.3413	Type 1 diabetes mellitus with severe nonproliferative diabetic retinopathy with macular edema, bilateral	Diagnosis	ICD-10-CM
E10.3419	Type 1 diabetes mellitus with severe nonproliferative diabetic retinopathy with macular edema, unspecified eye	Diagnosis	ICD-10-CM
E10.3491	Type 1 diabetes mellitus with severe nonproliferative diabetic retinopathy without macular edema, right eye	Diagnosis	ICD-10-CM
E10.3492	Type 1 diabetes mellitus with severe nonproliferative diabetic retinopathy without macular edema, left eye	Diagnosis	ICD-10-CM

Appendix H. List of Healthcare Common Procedure Coding System (HCPCS), Current Procedural Terminology, Second Edition (CPT-2), Current Procedural Terminology, Fourth Edition (CPT-4), and International Classification of Diseases, Ninth and Tenth Revisions, Clinical Modification (ICD-9-CM and ICD-10-CM) Diagnosis and Procedure Codes Used to Define Baseline Characteristics in this Request

Code	Description	Code Category	Code Type
E10.3493	Type 1 diabetes mellitus with severe nonproliferative diabetic retinopathy without macular edema, bilateral	Diagnosis	ICD-10-CM
E10.3499	Type 1 diabetes mellitus with severe nonproliferative diabetic retinopathy without macular edema, unspecified eye	Diagnosis	ICD-10-CM
E10.3511	Type 1 diabetes mellitus with proliferative diabetic retinopathy with macular edema, right eye	Diagnosis	ICD-10-CM
E10.3512	Type 1 diabetes mellitus with proliferative diabetic retinopathy with macular edema, left eye	Diagnosis	ICD-10-CM
E10.3513	Type 1 diabetes mellitus with proliferative diabetic retinopathy with macular edema, bilateral	Diagnosis	ICD-10-CM
E10.3519	Type 1 diabetes mellitus with proliferative diabetic retinopathy with macular edema, unspecified eye	Diagnosis	ICD-10-CM
E10.3521	Type 1 diabetes mellitus with proliferative diabetic retinopathy with traction retinal detachment involving the macula, right eye	Diagnosis	ICD-10-CM
E10.3522	Type 1 diabetes mellitus with proliferative diabetic retinopathy with traction retinal detachment involving the macula, left eye	Diagnosis	ICD-10-CM
E10.3523	Type 1 diabetes mellitus with proliferative diabetic retinopathy with traction retinal detachment involving the macula, bilateral	Diagnosis	ICD-10-CM
E10.3529	Type 1 diabetes mellitus with proliferative diabetic retinopathy with traction retinal detachment involving the macula, unspecified eye	Diagnosis	ICD-10-CM
E10.3531	Type 1 diabetes mellitus with proliferative diabetic retinopathy with traction retinal detachment not involving the macula, right eye	Diagnosis	ICD-10-CM
E10.3532	Type 1 diabetes mellitus with proliferative diabetic retinopathy with traction retinal detachment not involving the macula, left eye	Diagnosis	ICD-10-CM
E10.3533	Type 1 diabetes mellitus with proliferative diabetic retinopathy with traction retinal detachment not involving the macula, bilateral	Diagnosis	ICD-10-CM
E10.3539	Type 1 diabetes mellitus with proliferative diabetic retinopathy with traction retinal detachment not involving the macula, unspecified eye	Diagnosis	ICD-10-CM
E10.3541	Type 1 diabetes mellitus with proliferative diabetic retinopathy with combined traction retinal detachment and rhegmatogenous retinal detachment, right eye	Diagnosis	ICD-10-CM
E10.3542	Type 1 diabetes mellitus with proliferative diabetic retinopathy with combined traction retinal detachment and rhegmatogenous retinal detachment, left eye	Diagnosis	ICD-10-CM
E10.3543	Type 1 diabetes mellitus with proliferative diabetic retinopathy with combined traction retinal detachment and rhegmatogenous retinal detachment, bilateral	Diagnosis	ICD-10-CM
E10.3549	Type 1 diabetes mellitus with proliferative diabetic retinopathy with combined traction retinal detachment and rhegmatogenous retinal detachment, unspecified eye	Diagnosis	ICD-10-CM
E10.3551	Type 1 diabetes mellitus with stable proliferative diabetic retinopathy, right eye	Diagnosis	ICD-10-CM
E10.3552	Type 1 diabetes mellitus with stable proliferative diabetic retinopathy, left eye	Diagnosis	ICD-10-CM
E10.3553	Type 1 diabetes mellitus with stable proliferative diabetic retinopathy, bilateral	Diagnosis	ICD-10-CM
E10.3559	Type 1 diabetes mellitus with stable proliferative diabetic retinopathy, unspecified eye	Diagnosis	ICD-10-CM
E10.3591	Type 1 diabetes mellitus with proliferative diabetic retinopathy without macular edema, right eye	Diagnosis	ICD-10-CM

Appendix H. List of Healthcare Common Procedure Coding System (HCPCS), Current Procedural Terminology, Second Edition (CPT-2), Current Procedural Terminology, Fourth Edition (CPT-4), and International Classification of Diseases, Ninth and Tenth Revisions, Clinical Modification (ICD-9-CM and ICD-10-CM) Diagnosis and Procedure Codes Used to Define Baseline Characteristics in this Request

Code	Description	Code Category	Code Type
E10.3592	Type 1 diabetes mellitus with proliferative diabetic retinopathy without macular edema, left eye	Diagnosis	ICD-10-CM
E10.3593	Type 1 diabetes mellitus with proliferative diabetic retinopathy without macular edema, bilateral	Diagnosis	ICD-10-CM
E10.3599	Type 1 diabetes mellitus with proliferative diabetic retinopathy without macular edema, unspecified eye	Diagnosis	ICD-10-CM
E10.36	Type 1 diabetes mellitus with diabetic cataract	Diagnosis	ICD-10-CM
E10.37X1	Type 1 diabetes mellitus with diabetic macular edema, resolved following treatment, right eye	Diagnosis	ICD-10-CM
E10.37X2	Type 1 diabetes mellitus with diabetic macular edema, resolved following treatment, left eye	Diagnosis	ICD-10-CM
E10.37X3	Type 1 diabetes mellitus with diabetic macular edema, resolved following treatment, bilateral	Diagnosis	ICD-10-CM
E10.37X9	Type 1 diabetes mellitus with diabetic macular edema, resolved following treatment, unspecified eye	Diagnosis	ICD-10-CM
E10.39	Type 1 diabetes mellitus with other diabetic ophthalmic complication	Diagnosis	ICD-10-CM
E10.40	Type 1 diabetes mellitus with diabetic neuropathy, unspecified	Diagnosis	ICD-10-CM
E10.41	Type 1 diabetes mellitus with diabetic mononeuropathy	Diagnosis	ICD-10-CM
E10.42	Type 1 diabetes mellitus with diabetic polyneuropathy	Diagnosis	ICD-10-CM
E10.43	Type 1 diabetes mellitus with diabetic autonomic (poly)neuropathy	Diagnosis	ICD-10-CM
E10.44	Type 1 diabetes mellitus with diabetic amyotrophy	Diagnosis	ICD-10-CM
E10.49	Type 1 diabetes mellitus with other diabetic neurological complication	Diagnosis	ICD-10-CM
E10.51	Type 1 diabetes mellitus with diabetic peripheral angiopathy without gangrene	Diagnosis	ICD-10-CM
E10.52	Type 1 diabetes mellitus with diabetic peripheral angiopathy with gangrene	Diagnosis	ICD-10-CM
E10.59	Type 1 diabetes mellitus with other circulatory complications	Diagnosis	ICD-10-CM
E10.610	Type 1 diabetes mellitus with diabetic neuropathic arthropathy	Diagnosis	ICD-10-CM
E10.618	Type 1 diabetes mellitus with other diabetic arthropathy	Diagnosis	ICD-10-CM
E10.620	Type 1 diabetes mellitus with diabetic dermatitis	Diagnosis	ICD-10-CM
E10.621	Type 1 diabetes mellitus with foot ulcer	Diagnosis	ICD-10-CM
E10.622	Type 1 diabetes mellitus with other skin ulcer	Diagnosis	ICD-10-CM
E10.628	Type 1 diabetes mellitus with other skin complications	Diagnosis	ICD-10-CM
E10.630	Type 1 diabetes mellitus with periodontal disease	Diagnosis	ICD-10-CM
E10.638	Type 1 diabetes mellitus with other oral complications	Diagnosis	ICD-10-CM
E10.641	Type 1 diabetes mellitus with hypoglycemia with coma	Diagnosis	ICD-10-CM
E10.649	Type 1 diabetes mellitus with hypoglycemia without coma	Diagnosis	ICD-10-CM
E10.65	Type 1 diabetes mellitus with hyperglycemia	Diagnosis	ICD-10-CM
E10.69	Type 1 diabetes mellitus with other specified complication	Diagnosis	ICD-10-CM
E10.8	Type 1 diabetes mellitus with unspecified complications	Diagnosis	ICD-10-CM
E10.9	Type 1 diabetes mellitus without complications	Diagnosis	ICD-10-CM
250.00	Diabetes mellitus without mention of complication, type II or unspecified type, not stated as uncontrolled	Diagnosis	ICD-9-CM
250.10	Diabetes with ketoacidosis, type II or unspecified type, not stated as uncontrolled	Diagnosis	ICD-9-CM

Appendix H. List of Healthcare Common Procedure Coding System (HCPCS), Current Procedural Terminology, Second Edition (CPT-2), Current Procedural Terminology, Fourth Edition (CPT-4), and International Classification of Diseases, Ninth and Tenth Revisions, Clinical Modification (ICD-9-CM and ICD-10-CM) Diagnosis and Procedure Codes Used to Define Baseline Characteristics in this Request

Code	Description	Code Category	Code Type
250.20	Diabetes with hyperosmolarity, type II or unspecified type, not stated as uncontrolled	Diagnosis	ICD-9-CM
250.30	Diabetes with other coma, type II or unspecified type, not stated as uncontrolled	Diagnosis	ICD-9-CM
250.40	Diabetes with renal manifestations, type II or unspecified type, not stated as uncontrolled	Diagnosis	ICD-9-CM
250.50	Diabetes with ophthalmic manifestations, type II or unspecified type, not stated as uncontrolled	Diagnosis	ICD-9-CM
250.60	Diabetes with neurological manifestations, type II or unspecified type, not stated as uncontrolled	Diagnosis	ICD-9-CM
250.70	Diabetes with peripheral circulatory disorders, type II or unspecified type, not stated as uncontrolled	Diagnosis	ICD-9-CM
250.80	Diabetes with other specified manifestations, type II or unspecified type, not stated as uncontrolled	Diagnosis	ICD-9-CM
250.90	Diabetes with unspecified complication, type II or unspecified type, not stated as uncontrolled	Diagnosis	ICD-9-CM
250.02	Diabetes mellitus without mention of complication, type II or unspecified type, uncontrolled	Diagnosis	ICD-9-CM
250.12	Diabetes with ketoacidosis, type II or unspecified type, uncontrolled	Diagnosis	ICD-9-CM
250.22	Diabetes with hyperosmolarity, type II or unspecified type, uncontrolled	Diagnosis	ICD-9-CM
250.32	Diabetes with other coma, type II or unspecified type, uncontrolled	Diagnosis	ICD-9-CM
250.42	Diabetes with renal manifestations, type II or unspecified type, uncontrolled	Diagnosis	ICD-9-CM
250.52	Diabetes with ophthalmic manifestations, type II or unspecified type, uncontrolled	Diagnosis	ICD-9-CM
250.62	Diabetes with neurological manifestations, type II or unspecified type, uncontrolled	Diagnosis	ICD-9-CM
250.72	Diabetes with peripheral circulatory disorders, type II or unspecified type, uncontrolled	Diagnosis	ICD-9-CM
250.82	Diabetes with other specified manifestations, type II or unspecified type, uncontrolled	Diagnosis	ICD-9-CM
250.92	Diabetes with unspecified complication, type II or unspecified type, uncontrolled	Diagnosis	ICD-9-CM
E11.00	Type 2 diabetes mellitus with hyperosmolarity without nonketotic hyperglycemic-hyperosmolar coma (NKHHC)	Diagnosis	ICD-10-CM
E11.01	Type 2 diabetes mellitus with hyperosmolarity with coma	Diagnosis	ICD-10-CM
E11.10	Type 2 diabetes mellitus with ketoacidosis without coma	Diagnosis	ICD-10-CM
E11.11	Type 2 diabetes mellitus with ketoacidosis with coma	Diagnosis	ICD-10-CM
E11.21	Type 2 diabetes mellitus with diabetic nephropathy	Diagnosis	ICD-10-CM
E11.22	Type 2 diabetes mellitus with diabetic chronic kidney disease	Diagnosis	ICD-10-CM
E11.29	Type 2 diabetes mellitus with other diabetic kidney complication	Diagnosis	ICD-10-CM
E11.311	Type 2 diabetes mellitus with unspecified diabetic retinopathy with macular edema	Diagnosis	ICD-10-CM
E11.319	Type 2 diabetes mellitus with unspecified diabetic retinopathy without macular edema	Diagnosis	ICD-10-CM
E11.3211	Type 2 diabetes mellitus with mild nonproliferative diabetic retinopathy with macular edema, right eye	Diagnosis	ICD-10-CM
E11.3212	Type 2 diabetes mellitus with mild nonproliferative diabetic retinopathy with macular edema, left eye	Diagnosis	ICD-10-CM
E11.3213	Type 2 diabetes mellitus with mild nonproliferative diabetic retinopathy with macular edema, bilateral	Diagnosis	ICD-10-CM

Appendix H. List of Healthcare Common Procedure Coding System (HCPCS), Current Procedural Terminology, Second Edition (CPT-2), Current Procedural Terminology, Fourth Edition (CPT-4), and International Classification of Diseases, Ninth and Tenth Revisions, Clinical Modification (ICD-9-CM and ICD-10-CM) Diagnosis and Procedure Codes Used to Define Baseline Characteristics in this Request

Code	Description	Code Category	Code Type
E11.3219	Type 2 diabetes mellitus with mild nonproliferative diabetic retinopathy with macular edema, unspecified eye	Diagnosis	ICD-10-CM
E11.3291	Type 2 diabetes mellitus with mild nonproliferative diabetic retinopathy without macular edema, right eye	Diagnosis	ICD-10-CM
E11.3292	Type 2 diabetes mellitus with mild nonproliferative diabetic retinopathy without macular edema, left eye	Diagnosis	ICD-10-CM
E11.3293	Type 2 diabetes mellitus with mild nonproliferative diabetic retinopathy without macular edema, bilateral	Diagnosis	ICD-10-CM
E11.3299	Type 2 diabetes mellitus with mild nonproliferative diabetic retinopathy without macular edema, unspecified eye	Diagnosis	ICD-10-CM
E11.3311	Type 2 diabetes mellitus with moderate nonproliferative diabetic retinopathy with macular edema, right eye	Diagnosis	ICD-10-CM
E11.3312	Type 2 diabetes mellitus with moderate nonproliferative diabetic retinopathy with macular edema, left eye	Diagnosis	ICD-10-CM
E11.3313	Type 2 diabetes mellitus with moderate nonproliferative diabetic retinopathy with macular edema, bilateral	Diagnosis	ICD-10-CM
E11.3319	Type 2 diabetes mellitus with moderate nonproliferative diabetic retinopathy with macular edema, unspecified eye	Diagnosis	ICD-10-CM
E11.3391	Type 2 diabetes mellitus with moderate nonproliferative diabetic retinopathy without macular edema, right eye	Diagnosis	ICD-10-CM
E11.3392	Type 2 diabetes mellitus with moderate nonproliferative diabetic retinopathy without macular edema, left eye	Diagnosis	ICD-10-CM
E11.3393	Type 2 diabetes mellitus with moderate nonproliferative diabetic retinopathy without macular edema, bilateral	Diagnosis	ICD-10-CM
E11.3399	Type 2 diabetes mellitus with moderate nonproliferative diabetic retinopathy without macular edema, unspecified eye	Diagnosis	ICD-10-CM
E11.3411	Type 2 diabetes mellitus with severe nonproliferative diabetic retinopathy with macular edema, right eye	Diagnosis	ICD-10-CM
E11.3412	Type 2 diabetes mellitus with severe nonproliferative diabetic retinopathy with macular edema, left eye	Diagnosis	ICD-10-CM
E11.3413	Type 2 diabetes mellitus with severe nonproliferative diabetic retinopathy with macular edema, bilateral	Diagnosis	ICD-10-CM
E11.3419	Type 2 diabetes mellitus with severe nonproliferative diabetic retinopathy with macular edema, unspecified eye	Diagnosis	ICD-10-CM
E11.3491	Type 2 diabetes mellitus with severe nonproliferative diabetic retinopathy without macular edema, right eye	Diagnosis	ICD-10-CM
E11.3492	Type 2 diabetes mellitus with severe nonproliferative diabetic retinopathy without macular edema, left eye	Diagnosis	ICD-10-CM
E11.3493	Type 2 diabetes mellitus with severe nonproliferative diabetic retinopathy without macular edema, bilateral	Diagnosis	ICD-10-CM
E11.3499	Type 2 diabetes mellitus with severe nonproliferative diabetic retinopathy without macular edema, unspecified eye	Diagnosis	ICD-10-CM

Appendix H. List of Healthcare Common Procedure Coding System (HCPCS), Current Procedural Terminology, Second Edition (CPT-2), Current Procedural Terminology, Fourth Edition (CPT-4), and International Classification of Diseases, Ninth and Tenth Revisions, Clinical Modification (ICD-9-CM and ICD-10-CM) Diagnosis and Procedure Codes Used to Define Baseline Characteristics in this Request

Code	Description	Code Category	Code Type
E11.3511	Type 2 diabetes mellitus with proliferative diabetic retinopathy with macular edema, right eye	Diagnosis	ICD-10-CM
E11.3512	Type 2 diabetes mellitus with proliferative diabetic retinopathy with macular edema, left eye	Diagnosis	ICD-10-CM
E11.3513	Type 2 diabetes mellitus with proliferative diabetic retinopathy with macular edema, bilateral	Diagnosis	ICD-10-CM
E11.3519	Type 2 diabetes mellitus with proliferative diabetic retinopathy with macular edema, unspecified eye	Diagnosis	ICD-10-CM
E11.3521	Type 2 diabetes mellitus with proliferative diabetic retinopathy with traction retinal detachment involving the macula, right eye	Diagnosis	ICD-10-CM
E11.3522	Type 2 diabetes mellitus with proliferative diabetic retinopathy with traction retinal detachment involving the macula, left eye	Diagnosis	ICD-10-CM
E11.3523	Type 2 diabetes mellitus with proliferative diabetic retinopathy with traction retinal detachment involving the macula, bilateral	Diagnosis	ICD-10-CM
E11.3529	Type 2 diabetes mellitus with proliferative diabetic retinopathy with traction retinal detachment involving the macula, unspecified eye	Diagnosis	ICD-10-CM
E11.3531	Type 2 diabetes mellitus with proliferative diabetic retinopathy with traction retinal detachment not involving the macula, right eye	Diagnosis	ICD-10-CM
E11.3532	Type 2 diabetes mellitus with proliferative diabetic retinopathy with traction retinal detachment not involving the macula, left eye	Diagnosis	ICD-10-CM
E11.3533	Type 2 diabetes mellitus with proliferative diabetic retinopathy with traction retinal detachment not involving the macula, bilateral	Diagnosis	ICD-10-CM
E11.3539	Type 2 diabetes mellitus with proliferative diabetic retinopathy with traction retinal detachment not involving the macula, unspecified eye	Diagnosis	ICD-10-CM
E11.3541	Type 2 diabetes mellitus with proliferative diabetic retinopathy with combined traction retinal detachment and rhegmatogenous retinal detachment, right eye	Diagnosis	ICD-10-CM
E11.3542	Type 2 diabetes mellitus with proliferative diabetic retinopathy with combined traction retinal detachment and rhegmatogenous retinal detachment, left eye	Diagnosis	ICD-10-CM
E11.3543	Type 2 diabetes mellitus with proliferative diabetic retinopathy with combined traction retinal detachment and rhegmatogenous retinal detachment, bilateral	Diagnosis	ICD-10-CM
E11.3549	Type 2 diabetes mellitus with proliferative diabetic retinopathy with combined traction retinal detachment and rhegmatogenous retinal detachment, unspecified eye	Diagnosis	ICD-10-CM
E11.3551	Type 2 diabetes mellitus with stable proliferative diabetic retinopathy, right eye	Diagnosis	ICD-10-CM
E11.3552	Type 2 diabetes mellitus with stable proliferative diabetic retinopathy, left eye	Diagnosis	ICD-10-CM
E11.3553	Type 2 diabetes mellitus with stable proliferative diabetic retinopathy, bilateral	Diagnosis	ICD-10-CM
E11.3559	Type 2 diabetes mellitus with stable proliferative diabetic retinopathy, unspecified eye	Diagnosis	ICD-10-CM
E11.3591	Type 2 diabetes mellitus with proliferative diabetic retinopathy without macular edema, right eye	Diagnosis	ICD-10-CM
E11.3592	Type 2 diabetes mellitus with proliferative diabetic retinopathy without macular edema, left eye	Diagnosis	ICD-10-CM
E11.3593	Type 2 diabetes mellitus with proliferative diabetic retinopathy without macular edema, bilateral	Diagnosis	ICD-10-CM

Appendix H. List of Healthcare Common Procedure Coding System (HCPCS), Current Procedural Terminology, Second Edition (CPT-2), Current Procedural Terminology, Fourth Edition (CPT-4), and International Classification of Diseases, Ninth and Tenth Revisions, Clinical Modification (ICD-9-CM and ICD-10-CM) Diagnosis and Procedure Codes Used to Define Baseline Characteristics in this Request

Code	Description	Code Category	Code Type
E11.3599	Type 2 diabetes mellitus with proliferative diabetic retinopathy without macular edema, unspecified eye	Diagnosis	ICD-10-CM
E11.36	Type 2 diabetes mellitus with diabetic cataract	Diagnosis	ICD-10-CM
E11.37X1	Type 2 diabetes mellitus with diabetic macular edema, resolved following treatment, right eye	Diagnosis	ICD-10-CM
E11.37X2	Type 2 diabetes mellitus with diabetic macular edema, resolved following treatment, left eye	Diagnosis	ICD-10-CM
E11.37X3	Type 2 diabetes mellitus with diabetic macular edema, resolved following treatment, bilateral	Diagnosis	ICD-10-CM
E11.37X9	Type 2 diabetes mellitus with diabetic macular edema, resolved following treatment, unspecified eye	Diagnosis	ICD-10-CM
E11.39	Type 2 diabetes mellitus with other diabetic ophthalmic complication	Diagnosis	ICD-10-CM
E11.40	Type 2 diabetes mellitus with diabetic neuropathy, unspecified	Diagnosis	ICD-10-CM
E11.41	Type 2 diabetes mellitus with diabetic mononeuropathy	Diagnosis	ICD-10-CM
E11.42	Type 2 diabetes mellitus with diabetic polyneuropathy	Diagnosis	ICD-10-CM
E11.43	Type 2 diabetes mellitus with diabetic autonomic (poly)neuropathy	Diagnosis	ICD-10-CM
E11.44	Type 2 diabetes mellitus with diabetic amyotrophy	Diagnosis	ICD-10-CM
E11.49	Type 2 diabetes mellitus with other diabetic neurological complication	Diagnosis	ICD-10-CM
E11.51	Type 2 diabetes mellitus with diabetic peripheral angiopathy without gangrene	Diagnosis	ICD-10-CM
E11.52	Type 2 diabetes mellitus with diabetic peripheral angiopathy with gangrene	Diagnosis	ICD-10-CM
E11.59	Type 2 diabetes mellitus with other circulatory complications	Diagnosis	ICD-10-CM
E11.610	Type 2 diabetes mellitus with diabetic neuropathic arthropathy	Diagnosis	ICD-10-CM
E11.618	Type 2 diabetes mellitus with other diabetic arthropathy	Diagnosis	ICD-10-CM
E11.620	Type 2 diabetes mellitus with diabetic dermatitis	Diagnosis	ICD-10-CM
E11.621	Type 2 diabetes mellitus with foot ulcer	Diagnosis	ICD-10-CM
E11.622	Type 2 diabetes mellitus with other skin ulcer	Diagnosis	ICD-10-CM
E11.628	Type 2 diabetes mellitus with other skin complications	Diagnosis	ICD-10-CM
E11.630	Type 2 diabetes mellitus with periodontal disease	Diagnosis	ICD-10-CM
E11.638	Type 2 diabetes mellitus with other oral complications	Diagnosis	ICD-10-CM
E11.641	Type 2 diabetes mellitus with hypoglycemia with coma	Diagnosis	ICD-10-CM
E11.649	Type 2 diabetes mellitus with hypoglycemia without coma	Diagnosis	ICD-10-CM
E11.65	Type 2 diabetes mellitus with hyperglycemia	Diagnosis	ICD-10-CM
E11.69	Type 2 diabetes mellitus with other specified complication	Diagnosis	ICD-10-CM
E11.8	Type 2 diabetes mellitus with unspecified complications	Diagnosis	ICD-10-CM
E11.9	Type 2 diabetes mellitus without complications	Diagnosis	ICD-10-CM
E13.00	Other specified diabetes mellitus with hyperosmolarity without nonketotic hyperglycemic-hyperosmolar coma (NKHHC)	Diagnosis	ICD-10-CM
E13.01	Other specified diabetes mellitus with hyperosmolarity with coma	Diagnosis	ICD-10-CM
E13.10	Other specified diabetes mellitus with ketoacidosis without coma	Diagnosis	ICD-10-CM
E13.11	Other specified diabetes mellitus with ketoacidosis with coma	Diagnosis	ICD-10-CM
E13.21	Other specified diabetes mellitus with diabetic nephropathy	Diagnosis	ICD-10-CM
E13.22	Other specified diabetes mellitus with diabetic chronic kidney disease	Diagnosis	ICD-10-CM

Appendix H. List of Healthcare Common Procedure Coding System (HCPCS), Current Procedural Terminology, Second Edition (CPT-2), Current Procedural Terminology, Fourth Edition (CPT-4), and International Classification of Diseases, Ninth and Tenth Revisions, Clinical Modification (ICD-9-CM and ICD-10-CM) Diagnosis and Procedure Codes Used to Define Baseline Characteristics in this Request

Code	Description	Code Category	Code Type
E13.29	Other specified diabetes mellitus with other diabetic kidney complication	Diagnosis	ICD-10-CM
E13.311	Other specified diabetes mellitus with unspecified diabetic retinopathy with macular edema	Diagnosis	ICD-10-CM
E13.319	Other specified diabetes mellitus with unspecified diabetic retinopathy without macular edema	Diagnosis	ICD-10-CM
E13.3211	Other specified diabetes mellitus with mild nonproliferative diabetic retinopathy with macular edema, right eye	Diagnosis	ICD-10-CM
E13.3212	Other specified diabetes mellitus with mild nonproliferative diabetic retinopathy with macular edema, left eye	Diagnosis	ICD-10-CM
E13.3213	Other specified diabetes mellitus with mild nonproliferative diabetic retinopathy with macular edema, bilateral	Diagnosis	ICD-10-CM
E13.3219	Other specified diabetes mellitus with mild nonproliferative diabetic retinopathy with macular edema, unspecified eye	Diagnosis	ICD-10-CM
E13.3291	Other specified diabetes mellitus with mild nonproliferative diabetic retinopathy without macular edema, right eye	Diagnosis	ICD-10-CM
E13.3292	Other specified diabetes mellitus with mild nonproliferative diabetic retinopathy without macular edema, left eye	Diagnosis	ICD-10-CM
E13.3293	Other specified diabetes mellitus with mild nonproliferative diabetic retinopathy without macular edema, bilateral	Diagnosis	ICD-10-CM
E13.3299	Other specified diabetes mellitus with mild nonproliferative diabetic retinopathy without macular edema, unspecified eye	Diagnosis	ICD-10-CM
E13.3311	Other specified diabetes mellitus with moderate nonproliferative diabetic retinopathy with macular edema, right eye	Diagnosis	ICD-10-CM
E13.3312	Other specified diabetes mellitus with moderate nonproliferative diabetic retinopathy with macular edema, left eye	Diagnosis	ICD-10-CM
E13.3313	Other specified diabetes mellitus with moderate nonproliferative diabetic retinopathy with macular edema, bilateral	Diagnosis	ICD-10-CM
E13.3319	Other specified diabetes mellitus with moderate nonproliferative diabetic retinopathy with macular edema, unspecified eye	Diagnosis	ICD-10-CM
E13.3391	Other specified diabetes mellitus with moderate nonproliferative diabetic retinopathy without macular edema, right eye	Diagnosis	ICD-10-CM
E13.3392	Other specified diabetes mellitus with moderate nonproliferative diabetic retinopathy without macular edema, left eye	Diagnosis	ICD-10-CM
E13.3393	Other specified diabetes mellitus with moderate nonproliferative diabetic retinopathy without macular edema, bilateral	Diagnosis	ICD-10-CM
E13.3399	Other specified diabetes mellitus with moderate nonproliferative diabetic retinopathy without macular edema, unspecified eye	Diagnosis	ICD-10-CM
E13.3411	Other specified diabetes mellitus with severe nonproliferative diabetic retinopathy with macular edema, right eye	Diagnosis	ICD-10-CM
E13.3412	Other specified diabetes mellitus with severe nonproliferative diabetic retinopathy with macular edema, left eye	Diagnosis	ICD-10-CM

Appendix H. List of Healthcare Common Procedure Coding System (HCPCS), Current Procedural Terminology, Second Edition (CPT-2), Current Procedural Terminology, Fourth Edition (CPT-4), and International Classification of Diseases, Ninth and Tenth Revisions, Clinical Modification (ICD-9-CM and ICD-10-CM) Diagnosis and Procedure Codes Used to Define Baseline Characteristics in this Request

Code	Description	Code Category	Code Type
E13.3413	Other specified diabetes mellitus with severe nonproliferative diabetic retinopathy with macular edema, bilateral	Diagnosis	ICD-10-CM
E13.3419	Other specified diabetes mellitus with severe nonproliferative diabetic retinopathy with macular edema, unspecified eye	Diagnosis	ICD-10-CM
E13.3491	Other specified diabetes mellitus with severe nonproliferative diabetic retinopathy without macular edema, right eye	Diagnosis	ICD-10-CM
E13.3492	Other specified diabetes mellitus with severe nonproliferative diabetic retinopathy without macular edema, left eye	Diagnosis	ICD-10-CM
E13.3493	Other specified diabetes mellitus with severe nonproliferative diabetic retinopathy without macular edema, bilateral	Diagnosis	ICD-10-CM
E13.3499	Other specified diabetes mellitus with severe nonproliferative diabetic retinopathy without macular edema, unspecified eye	Diagnosis	ICD-10-CM
E13.3511	Other specified diabetes mellitus with proliferative diabetic retinopathy with macular edema, right eye	Diagnosis	ICD-10-CM
E13.3512	Other specified diabetes mellitus with proliferative diabetic retinopathy with macular edema, left eye	Diagnosis	ICD-10-CM
E13.3513	Other specified diabetes mellitus with proliferative diabetic retinopathy with macular edema, bilateral	Diagnosis	ICD-10-CM
E13.3519	Other specified diabetes mellitus with proliferative diabetic retinopathy with macular edema, unspecified eye	Diagnosis	ICD-10-CM
E13.3521	Other specified diabetes mellitus with proliferative diabetic retinopathy with traction retinal detachment involving the macula, right eye	Diagnosis	ICD-10-CM
E13.3522	Other specified diabetes mellitus with proliferative diabetic retinopathy with traction retinal detachment involving the macula, left eye	Diagnosis	ICD-10-CM
E13.3523	Other specified diabetes mellitus with proliferative diabetic retinopathy with traction retinal detachment involving the macula, bilateral	Diagnosis	ICD-10-CM
E13.3529	Other specified diabetes mellitus with proliferative diabetic retinopathy with traction retinal detachment involving the macula, unspecified eye	Diagnosis	ICD-10-CM
E13.3531	Other specified diabetes mellitus with proliferative diabetic retinopathy with traction retinal detachment not involving the macula, right eye	Diagnosis	ICD-10-CM
E13.3532	Other specified diabetes mellitus with proliferative diabetic retinopathy with traction retinal detachment not involving the macula, left eye	Diagnosis	ICD-10-CM
E13.3533	Other specified diabetes mellitus with proliferative diabetic retinopathy with traction retinal detachment not involving the macula, bilateral	Diagnosis	ICD-10-CM
E13.3539	Other specified diabetes mellitus with proliferative diabetic retinopathy with traction retinal detachment not involving the macula, unspecified eye	Diagnosis	ICD-10-CM
E13.3541	Other specified diabetes mellitus with proliferative diabetic retinopathy with combined traction retinal detachment and rhegmatogenous retinal detachment, right eye	Diagnosis	ICD-10-CM
E13.3542	Other specified diabetes mellitus with proliferative diabetic retinopathy with combined traction retinal detachment and rhegmatogenous retinal detachment, left eye	Diagnosis	ICD-10-CM
E13.3543	Other specified diabetes mellitus with proliferative diabetic retinopathy with combined traction retinal detachment and rhegmatogenous retinal detachment, bilateral	Diagnosis	ICD-10-CM

Appendix H. List of Healthcare Common Procedure Coding System (HCPCS), Current Procedural Terminology, Second Edition (CPT-2), Current Procedural Terminology, Fourth Edition (CPT-4), and International Classification of Diseases, Ninth and Tenth Revisions, Clinical Modification (ICD-9-CM and ICD-10-CM) Diagnosis and Procedure Codes Used to Define Baseline Characteristics in this Request

Code	Description	Code Category	Code Type
E13.3549	Other specified diabetes mellitus with proliferative diabetic retinopathy with combined traction retinal detachment and rhegmatogenous retinal detachment, unspecified eye	Diagnosis	ICD-10-CM
E13.3551	Other specified diabetes mellitus with stable proliferative diabetic retinopathy, right eye	Diagnosis	ICD-10-CM
E13.3552	Other specified diabetes mellitus with stable proliferative diabetic retinopathy, left eye	Diagnosis	ICD-10-CM
E13.3553	Other specified diabetes mellitus with stable proliferative diabetic retinopathy, bilateral	Diagnosis	ICD-10-CM
E13.3559	Other specified diabetes mellitus with stable proliferative diabetic retinopathy, unspecified eye	Diagnosis	ICD-10-CM
E13.3591	Other specified diabetes mellitus with proliferative diabetic retinopathy without macular edema, right eye	Diagnosis	ICD-10-CM
E13.3592	Other specified diabetes mellitus with proliferative diabetic retinopathy without macular edema, left eye	Diagnosis	ICD-10-CM
E13.3593	Other specified diabetes mellitus with proliferative diabetic retinopathy without macular edema, bilateral	Diagnosis	ICD-10-CM
E13.3599	Other specified diabetes mellitus with proliferative diabetic retinopathy without macular edema, unspecified eye	Diagnosis	ICD-10-CM
E13.36	Other specified diabetes mellitus with diabetic cataract	Diagnosis	ICD-10-CM
E13.37X1	Other specified diabetes mellitus with diabetic macular edema, resolved following treatment, right eye	Diagnosis	ICD-10-CM
E13.37X2	Other specified diabetes mellitus with diabetic macular edema, resolved following treatment, left eye	Diagnosis	ICD-10-CM
E13.37X3	Other specified diabetes mellitus with diabetic macular edema, resolved following treatment, bilateral	Diagnosis	ICD-10-CM
E13.37X9	Other specified diabetes mellitus with diabetic macular edema, resolved following treatment, unspecified eye	Diagnosis	ICD-10-CM
E13.39	Other specified diabetes mellitus with other diabetic ophthalmic complication	Diagnosis	ICD-10-CM
E13.40	Other specified diabetes mellitus with diabetic neuropathy, unspecified	Diagnosis	ICD-10-CM
E13.41	Other specified diabetes mellitus with diabetic mononeuropathy	Diagnosis	ICD-10-CM
E13.42	Other specified diabetes mellitus with diabetic polyneuropathy	Diagnosis	ICD-10-CM
E13.43	Other specified diabetes mellitus with diabetic autonomic (poly)neuropathy	Diagnosis	ICD-10-CM
E13.44	Other specified diabetes mellitus with diabetic amyotrophy	Diagnosis	ICD-10-CM
E13.49	Other specified diabetes mellitus with other diabetic neurological complication	Diagnosis	ICD-10-CM
E13.51	Other specified diabetes mellitus with diabetic peripheral angiopathy without gangrene	Diagnosis	ICD-10-CM
E13.52	Other specified diabetes mellitus with diabetic peripheral angiopathy with gangrene	Diagnosis	ICD-10-CM
E13.59	Other specified diabetes mellitus with other circulatory complications	Diagnosis	ICD-10-CM
E13.610	Other specified diabetes mellitus with diabetic neuropathic arthropathy	Diagnosis	ICD-10-CM
E13.618	Other specified diabetes mellitus with other diabetic arthropathy	Diagnosis	ICD-10-CM
E13.620	Other specified diabetes mellitus with diabetic dermatitis	Diagnosis	ICD-10-CM
E13.621	Other specified diabetes mellitus with foot ulcer	Diagnosis	ICD-10-CM
E13.622	Other specified diabetes mellitus with other skin ulcer	Diagnosis	ICD-10-CM
E13.628	Other specified diabetes mellitus with other skin complications	Diagnosis	ICD-10-CM
E13.630	Other specified diabetes mellitus with periodontal disease	Diagnosis	ICD-10-CM

Appendix H. List of Healthcare Common Procedure Coding System (HCPCS), Current Procedural Terminology, Second Edition (CPT-2), Current Procedural Terminology, Fourth Edition (CPT-4), and International Classification of Diseases, Ninth and Tenth Revisions, Clinical Modification (ICD-9-CM and ICD-10-CM) Diagnosis and Procedure Codes Used to Define Baseline Characteristics in this Request

Code	Description	Code Category	Code Type
E13.638	Other specified diabetes mellitus with other oral complications	Diagnosis	ICD-10-CM
E13.641	Other specified diabetes mellitus with hypoglycemia with coma	Diagnosis	ICD-10-CM
E13.649	Other specified diabetes mellitus with hypoglycemia without coma	Diagnosis	ICD-10-CM
E13.65	Other specified diabetes mellitus with hyperglycemia	Diagnosis	ICD-10-CM
E13.69	Other specified diabetes mellitus with other specified complication	Diagnosis	ICD-10-CM
E13.8	Other specified diabetes mellitus with unspecified complications	Diagnosis	ICD-10-CM
E13.9	Other specified diabetes mellitus without complications	Diagnosis	ICD-10-CM
648.0	Maternal diabetes mellitus complicating pregnancy, childbirth, or the puerperium	Diagnosis	ICD-9-CM
648.00	Maternal diabetes mellitus, complicating pregnancy, childbirth, or the puerperium, unspecified as to episode of care	Diagnosis	ICD-9-CM
648.01	Maternal diabetes mellitus with delivery	Diagnosis	ICD-9-CM
648.02	Maternal diabetes mellitus with delivery, with current postpartum complication	Diagnosis	ICD-9-CM
648.03	Maternal diabetes mellitus, antepartum	Diagnosis	ICD-9-CM
648.04	Maternal diabetes mellitus, complicating pregnancy, childbirth, or the puerperium, postpartum condition or complication	Diagnosis	ICD-9-CM
O24319	Unspecified pre-existing diabetes mellitus in pregnancy, unspecified trimester	Diagnosis	ICD-10-CM
O2432	Unspecified pre-existing diabetes mellitus in childbirth	Diagnosis	ICD-10-CM
O2492	Unspecified diabetes mellitus in childbirth	Diagnosis	ICD-10-CM
O24913	Unspecified diabetes mellitus in pregnancy, third trimester	Diagnosis	ICD-10-CM
O24912	Unspecified diabetes mellitus in pregnancy, second trimester	Diagnosis	ICD-10-CM
O24911	Unspecified diabetes mellitus in pregnancy, first trimester	Diagnosis	ICD-10-CM
O2493	Unspecified diabetes mellitus in the puerperium	Diagnosis	ICD-10-CM
O24019	Pre-existing type 1 diabetes mellitus, in pregnancy, unspecified trimester	Diagnosis	ICD-10-CM
O24919	Unspecified diabetes mellitus in pregnancy, unspecified trimester	Diagnosis	ICD-10-CM
O24819	Other pre-existing diabetes mellitus in pregnancy, unspecified trimester	Diagnosis	ICD-10-CM
O24119	Pre-existing type 2 diabetes mellitus, in pregnancy, unspecified trimester	Diagnosis	ICD-10-CM
O24011	Pre-existing type 1 diabetes mellitus, in pregnancy, first trimester	Diagnosis	ICD-10-CM
O2482	Other pre-existing diabetes mellitus in childbirth	Diagnosis	ICD-10-CM
O24813	Other pre-existing diabetes mellitus in pregnancy, third trimester	Diagnosis	ICD-10-CM
O24812	Other pre-existing diabetes mellitus in pregnancy, second trimester	Diagnosis	ICD-10-CM
O24811	Other pre-existing diabetes mellitus in pregnancy, first trimester	Diagnosis	ICD-10-CM
O24313	Unspecified pre-existing diabetes mellitus in pregnancy, third trimester	Diagnosis	ICD-10-CM
O24312	Unspecified pre-existing diabetes mellitus in pregnancy, second trimester	Diagnosis	ICD-10-CM
O24311	Unspecified pre-existing diabetes mellitus in pregnancy, first trimester	Diagnosis	ICD-10-CM
O2412	Pre-existing type 2 diabetes mellitus, in childbirth	Diagnosis	ICD-10-CM
O24113	Pre-existing type 2 diabetes mellitus, in pregnancy, third trimester	Diagnosis	ICD-10-CM
O24112	Pre-existing type 2 diabetes mellitus, in pregnancy, second trimester	Diagnosis	ICD-10-CM
O24111	Pre-existing type 2 diabetes mellitus, in pregnancy, first trimester	Diagnosis	ICD-10-CM
O2402	Pre-existing type 1 diabetes mellitus, in childbirth	Diagnosis	ICD-10-CM
O24013	Pre-existing type 1 diabetes mellitus, in pregnancy, third trimester	Diagnosis	ICD-10-CM
O24012	Pre-existing type 1 diabetes mellitus, in pregnancy, second trimester	Diagnosis	ICD-10-CM
O2403	Pre-existing type 1 diabetes mellitus, in the puerperium	Diagnosis	ICD-10-CM

Appendix H. List of Healthcare Common Procedure Coding System (HCPCS), Current Procedural Terminology, Second Edition (CPT-2), Current Procedural Terminology, Fourth Edition (CPT-4), and International Classification of Diseases, Ninth and Tenth Revisions, Clinical Modification (ICD-9-CM and ICD-10-CM) Diagnosis and Procedure Codes Used to Define Baseline Characteristics in this Request

Code	Description	Code Category	Code Type
O2483	Other pre-existing diabetes mellitus in the puerperium	Diagnosis	ICD-10-CM
O2433	Unspecified pre-existing diabetes mellitus in the puerperium	Diagnosis	ICD-10-CM
O2413	Pre-existing type 2 diabetes mellitus, in the puerperium	Diagnosis	ICD-10-CM
648.81	Abnormal maternal glucose tolerance, with delivery	Diagnosis	ICD-10-CM
648.82	Abnormal maternal glucose tolerance, with delivery, with current postpartum complication	Diagnosis	ICD-10-CM
648.83	Abnormal maternal glucose tolerance, antepartum	Diagnosis	ICD-10-CM
648.84	Abnormal maternal glucose tolerance complicating pregnancy, childbirth, or the puerperium, postpartum condition or complication	Diagnosis	ICD-10-CM
O24.414	Gestational diabetes mellitus in pregnancy, insulin controlled	Diagnosis	ICD-10-CM
O24.415	Gestational diabetes mellitus in pregnancy, controlled by oral hypoglycemic drugs	Diagnosis	ICD-10-CM
O24.419	Gestational diabetes mellitus in pregnancy, unspecified control	Diagnosis	ICD-10-CM
O24.425	Gestational diabetes mellitus in childbirth, controlled by oral hypoglycemic drugs	Diagnosis	ICD-10-CM
O24.429	Gestational diabetes mellitus in childbirth, unspecified control	Diagnosis	ICD-10-CM
O24.434	Gestational diabetes mellitus in the puerperium, insulin controlled	Diagnosis	ICD-10-CM
O24.435	Gestational diabetes mellitus in puerperium, controlled by oral hypoglycemic drugs	Diagnosis	ICD-10-CM
O24.439	Gestational diabetes mellitus in the puerperium, unspecified control	Diagnosis	ICD-10-CM
E08.610	Diabetes mellitus due to underlying condition with diabetic neuropathic arthropathy	Diagnosis	ICD-10-CM
E08.618	Diabetes mellitus due to underlying condition with other diabetic arthropathy	Diagnosis	ICD-10-CM
E09.610	Drug or chemical induced diabetes mellitus with diabetic neuropathic arthropathy	Diagnosis	ICD-10-CM
E09.618	Drug or chemical induced diabetes mellitus with other diabetic arthropathy	Diagnosis	ICD-10-CM
E10.610	Type 1 diabetes mellitus with diabetic neuropathic arthropathy	Diagnosis	ICD-10-CM
E10.618	Type 1 diabetes mellitus with other diabetic arthropathy	Diagnosis	ICD-10-CM
E11.610	Type 2 diabetes mellitus with diabetic neuropathic arthropathy	Diagnosis	ICD-10-CM
E11.618	Type 2 diabetes mellitus with other diabetic arthropathy	Diagnosis	ICD-10-CM
E13.610	Other specified diabetes mellitus with diabetic neuropathic arthropathy	Diagnosis	ICD-10-CM
E13.618	Other specified diabetes mellitus with other diabetic arthropathy	Diagnosis	ICD-10-CM
E08.21	Diabetes mellitus due to underlying condition with diabetic nephropathy	Diagnosis	ICD-10-CM
E08.22	Diabetes mellitus due to underlying condition with diabetic chronic kidney disease	Diagnosis	ICD-10-CM
E08.29	Diabetes mellitus due to underlying condition with other diabetic kidney complication	Diagnosis	ICD-10-CM
E08.00	Diabetes mellitus due to underlying condition with hyperosmolarity without nonketotic hyperglycemic-hyperosmolar coma (NKHHC)	Diagnosis	ICD-10-CM
E08.01	Diabetes mellitus due to underlying condition with hyperosmolarity with coma	Diagnosis	ICD-10-CM
E08.10	Diabetes mellitus due to underlying condition with ketoacidosis without coma	Diagnosis	ICD-10-CM
E08.11	Diabetes mellitus due to underlying condition with ketoacidosis with coma	Diagnosis	ICD-10-CM
E08.311	Diabetes mellitus due to underlying condition with unspecified diabetic retinopathy with macular edema	Diagnosis	ICD-10-CM
E08.319	Diabetes mellitus due to underlying condition with unspecified diabetic retinopathy without macular edema	Diagnosis	ICD-10-CM
E08.3211	Diabetes mellitus due to underlying condition with mild nonproliferative diabetic retinopathy with macular edema, right eye	Diagnosis	ICD-10-CM

Appendix H. List of Healthcare Common Procedure Coding System (HCPCS), Current Procedural Terminology, Second Edition (CPT-2), Current Procedural Terminology, Fourth Edition (CPT-4), and International Classification of Diseases, Ninth and Tenth Revisions, Clinical Modification (ICD-9-CM and ICD-10-CM) Diagnosis and Procedure Codes Used to Define Baseline Characteristics in this Request

Code	Description	Code Category	Code Type
E08.3212	Diabetes mellitus due to underlying condition with mild nonproliferative diabetic retinopathy with macular edema, left eye	Diagnosis	ICD-10-CM
E08.3213	Diabetes mellitus due to underlying condition with mild nonproliferative diabetic retinopathy with macular edema, bilateral	Diagnosis	ICD-10-CM
E08.3219	Diabetes mellitus due to underlying condition with mild nonproliferative diabetic retinopathy with macular edema, unspecified eye	Diagnosis	ICD-10-CM
E08.3291	Diabetes mellitus due to underlying condition with mild nonproliferative diabetic retinopathy without macular edema, right eye	Diagnosis	ICD-10-CM
E08.3292	Diabetes mellitus due to underlying condition with mild nonproliferative diabetic retinopathy without macular edema, left eye	Diagnosis	ICD-10-CM
E08.3293	Diabetes mellitus due to underlying condition with mild nonproliferative diabetic retinopathy without macular edema, bilateral	Diagnosis	ICD-10-CM
E08.3299	Diabetes mellitus due to underlying condition with mild nonproliferative diabetic retinopathy without macular edema, unspecified eye	Diagnosis	ICD-10-CM
E08.3311	Diabetes mellitus due to underlying condition with moderate nonproliferative diabetic retinopathy with macular edema, right eye	Diagnosis	ICD-10-CM
E08.3312	Diabetes mellitus due to underlying condition with moderate nonproliferative diabetic retinopathy with macular edema, left eye	Diagnosis	ICD-10-CM
E08.3313	Diabetes mellitus due to underlying condition with moderate nonproliferative diabetic retinopathy with macular edema, bilateral	Diagnosis	ICD-10-CM
E08.3319	Diabetes mellitus due to underlying condition with moderate nonproliferative diabetic retinopathy with macular edema, unspecified eye	Diagnosis	ICD-10-CM
E08.3391	Diabetes mellitus due to underlying condition with moderate nonproliferative diabetic retinopathy without macular edema, right eye	Diagnosis	ICD-10-CM
E08.3392	Diabetes mellitus due to underlying condition with moderate nonproliferative diabetic retinopathy without macular edema, left eye	Diagnosis	ICD-10-CM
E08.3393	Diabetes mellitus due to underlying condition with moderate nonproliferative diabetic retinopathy without macular edema, bilateral	Diagnosis	ICD-10-CM
E08.3399	Diabetes mellitus due to underlying condition with moderate nonproliferative diabetic retinopathy without macular edema, unspecified eye	Diagnosis	ICD-10-CM
E08.3411	Diabetes mellitus due to underlying condition with severe nonproliferative diabetic retinopathy with macular edema, right eye	Diagnosis	ICD-10-CM
E08.3412	Diabetes mellitus due to underlying condition with severe nonproliferative diabetic retinopathy with macular edema, left eye	Diagnosis	ICD-10-CM
E08.3413	Diabetes mellitus due to underlying condition with severe nonproliferative diabetic retinopathy with macular edema, bilateral	Diagnosis	ICD-10-CM
E08.3419	Diabetes mellitus due to underlying condition with severe nonproliferative diabetic retinopathy with macular edema, unspecified eye	Diagnosis	ICD-10-CM
E08.3491	Diabetes mellitus due to underlying condition with severe nonproliferative diabetic retinopathy without macular edema, right eye	Diagnosis	ICD-10-CM
E08.3492	Diabetes mellitus due to underlying condition with severe nonproliferative diabetic retinopathy without macular edema, left eye	Diagnosis	ICD-10-CM

Appendix H. List of Healthcare Common Procedure Coding System (HCPCS), Current Procedural Terminology, Second Edition (CPT-2), Current Procedural Terminology, Fourth Edition (CPT-4), and International Classification of Diseases, Ninth and Tenth Revisions, Clinical Modification (ICD-9-CM and ICD-10-CM) Diagnosis and Procedure Codes Used to Define Baseline Characteristics in this Request

Code	Description	Code Category	Code Type
E08.3493	Diabetes mellitus due to underlying condition with severe nonproliferative diabetic retinopathy without macular edema, bilateral	Diagnosis	ICD-10-CM
E08.3499	Diabetes mellitus due to underlying condition with severe nonproliferative diabetic retinopathy without macular edema, unspecified eye	Diagnosis	ICD-10-CM
E08.3511	Diabetes mellitus due to underlying condition with proliferative diabetic retinopathy with macular edema, right eye	Diagnosis	ICD-10-CM
E08.3512	Diabetes mellitus due to underlying condition with proliferative diabetic retinopathy with macular edema, left eye	Diagnosis	ICD-10-CM
E08.3513	Diabetes mellitus due to underlying condition with proliferative diabetic retinopathy with macular edema, bilateral	Diagnosis	ICD-10-CM
E08.3519	Diabetes mellitus due to underlying condition with proliferative diabetic retinopathy with macular edema, unspecified eye	Diagnosis	ICD-10-CM
E08.3521	Diabetes mellitus due to underlying condition with proliferative diabetic retinopathy with traction retinal detachment involving the macula, right eye	Diagnosis	ICD-10-CM
E08.3522	Diabetes mellitus due to underlying condition with proliferative diabetic retinopathy with traction retinal detachment involving the macula, left eye	Diagnosis	ICD-10-CM
E08.3523	Diabetes mellitus due to underlying condition with proliferative diabetic retinopathy with traction retinal detachment involving the macula, bilateral	Diagnosis	ICD-10-CM
E08.3529	Diabetes mellitus due to underlying condition with proliferative diabetic retinopathy with traction retinal detachment involving the macula, unspecified eye	Diagnosis	ICD-10-CM
E08.3531	Diabetes mellitus due to underlying condition with proliferative diabetic retinopathy with traction retinal detachment not involving the macula, right eye	Diagnosis	ICD-10-CM
E08.3532	Diabetes mellitus due to underlying condition with proliferative diabetic retinopathy with traction retinal detachment not involving the macula, left eye	Diagnosis	ICD-10-CM
E08.3533	Diabetes mellitus due to underlying condition with proliferative diabetic retinopathy with traction retinal detachment not involving the macula, bilateral	Diagnosis	ICD-10-CM
E08.3539	Diabetes mellitus due to underlying condition with proliferative diabetic retinopathy with traction retinal detachment not involving the macula, unspecified eye	Diagnosis	ICD-10-CM
E08.3541	Diabetes mellitus due to underlying condition with proliferative diabetic retinopathy with combined traction retinal detachment and rhegmatogenous retinal detachment, right eye	Diagnosis	ICD-10-CM
E08.3542	Diabetes mellitus due to underlying condition with proliferative diabetic retinopathy with combined traction retinal detachment and rhegmatogenous retinal detachment, left eye	Diagnosis	ICD-10-CM
E08.3543	Diabetes mellitus due to underlying condition with proliferative diabetic retinopathy with combined traction retinal detachment and rhegmatogenous retinal detachment, bilateral	Diagnosis	ICD-10-CM
E08.3549	Diabetes mellitus due to underlying condition with proliferative diabetic retinopathy with combined traction retinal detachment and rhegmatogenous retinal detachment, unspecified eye	Diagnosis	ICD-10-CM
E08.3551	Diabetes mellitus due to underlying condition with stable proliferative diabetic retinopathy, right eye	Diagnosis	ICD-10-CM

Appendix H. List of Healthcare Common Procedure Coding System (HCPCS), Current Procedural Terminology, Second Edition (CPT-2), Current Procedural Terminology, Fourth Edition (CPT-4), and International Classification of Diseases, Ninth and Tenth Revisions, Clinical Modification (ICD-9-CM and ICD-10-CM) Diagnosis and Procedure Codes Used to Define Baseline Characteristics in this Request

Code	Description	Code Category	Code Type
E08.3552	Diabetes mellitus due to underlying condition with stable proliferative diabetic retinopathy, left eye	Diagnosis	ICD-10-CM
E08.3553	Diabetes mellitus due to underlying condition with stable proliferative diabetic retinopathy, bilateral	Diagnosis	ICD-10-CM
E08.3559	Diabetes mellitus due to underlying condition with stable proliferative diabetic retinopathy, unspecified eye	Diagnosis	ICD-10-CM
E08.3591	Diabetes mellitus due to underlying condition with proliferative diabetic retinopathy without macular edema, right eye	Diagnosis	ICD-10-CM
E08.3592	Diabetes mellitus due to underlying condition with proliferative diabetic retinopathy without macular edema, left eye	Diagnosis	ICD-10-CM
E08.3593	Diabetes mellitus due to underlying condition with proliferative diabetic retinopathy without macular edema, bilateral	Diagnosis	ICD-10-CM
E08.3599	Diabetes mellitus due to underlying condition with proliferative diabetic retinopathy without macular edema, unspecified eye	Diagnosis	ICD-10-CM
E08.36	Diabetes mellitus due to underlying condition with diabetic cataract	Diagnosis	ICD-10-CM
E08.37X1	Diabetes mellitus due to underlying condition with diabetic macular edema, resolved following treatment, right eye	Diagnosis	ICD-10-CM
E08.37X2	Diabetes mellitus due to underlying condition with diabetic macular edema, resolved following treatment, left eye	Diagnosis	ICD-10-CM
E08.37X3	Diabetes mellitus due to underlying condition with diabetic macular edema, resolved following treatment, bilateral	Diagnosis	ICD-10-CM
E08.37X9	Diabetes mellitus due to underlying condition with diabetic macular edema, resolved following treatment, unspecified eye	Diagnosis	ICD-10-CM
E08.39	Diabetes mellitus due to underlying condition with other diabetic ophthalmic complication	Diagnosis	ICD-10-CM
E08.40	Diabetes mellitus due to underlying condition with diabetic neuropathy, unspecified	Diagnosis	ICD-10-CM
E08.41	Diabetes mellitus due to underlying condition with diabetic mononeuropathy	Diagnosis	ICD-10-CM
E08.42	Diabetes mellitus due to underlying condition with diabetic polyneuropathy	Diagnosis	ICD-10-CM
E08.43	Diabetes mellitus due to underlying condition with diabetic autonomic (poly)neuropathy	Diagnosis	ICD-10-CM
E08.44	Diabetes mellitus due to underlying condition with diabetic amyotrophy	Diagnosis	ICD-10-CM
E08.49	Diabetes mellitus due to underlying condition with other diabetic neurological complication	Diagnosis	ICD-10-CM
E08.51	Diabetes mellitus due to underlying condition with diabetic peripheral angiopathy without gangrene	Diagnosis	ICD-10-CM
E08.52	Diabetes mellitus due to underlying condition with diabetic peripheral angiopathy with gangrene	Diagnosis	ICD-10-CM
E08.59	Diabetes mellitus due to underlying condition with other circulatory complications	Diagnosis	ICD-10-CM
E08.610	Diabetes mellitus due to underlying condition with diabetic neuropathic arthropathy	Diagnosis	ICD-10-CM
E08.618	Diabetes mellitus due to underlying condition with other diabetic arthropathy	Diagnosis	ICD-10-CM
E08.620	Diabetes mellitus due to underlying condition with diabetic dermatitis	Diagnosis	ICD-10-CM
E08.621	Diabetes mellitus due to underlying condition with foot ulcer	Diagnosis	ICD-10-CM

Appendix H. List of Healthcare Common Procedure Coding System (HCPCS), Current Procedural Terminology, Second Edition (CPT-2), Current Procedural Terminology, Fourth Edition (CPT-4), and International Classification of Diseases, Ninth and Tenth Revisions, Clinical Modification (ICD-9-CM and ICD-10-CM) Diagnosis and Procedure Codes Used to Define Baseline Characteristics in this Request

Code	Description	Code Category	Code Type
E08.622	Diabetes mellitus due to underlying condition with other skin ulcer	Diagnosis	ICD-10-CM
E08.628	Diabetes mellitus due to underlying condition with other skin complications	Diagnosis	ICD-10-CM
E08.630	Diabetes mellitus due to underlying condition with periodontal disease	Diagnosis	ICD-10-CM
E08.638	Diabetes mellitus due to underlying condition with other oral complications	Diagnosis	ICD-10-CM
E08.641	Diabetes mellitus due to underlying condition with hypoglycemia with coma	Diagnosis	ICD-10-CM
E08.649	Diabetes mellitus due to underlying condition with hypoglycemia without coma	Diagnosis	ICD-10-CM
E08.65	Diabetes mellitus due to underlying condition with hyperglycemia	Diagnosis	ICD-10-CM
E08.69	Diabetes mellitus due to underlying condition with other specified complication	Diagnosis	ICD-10-CM
E08.8	Diabetes mellitus due to underlying condition with unspecified complications	Diagnosis	ICD-10-CM
E08.9	Diabetes mellitus due to underlying condition without complications	Diagnosis	ICD-10-CM
E09.00	Drug or chemical induced diabetes mellitus with hyperosmolarity without nonketotic hyperglycemic-hyperosmolar coma (NKHHC)	Diagnosis	ICD-10-CM
E09.01	Drug or chemical induced diabetes mellitus with hyperosmolarity with coma	Diagnosis	ICD-10-CM
E09.10	Drug or chemical induced diabetes mellitus with ketoacidosis without coma	Diagnosis	ICD-10-CM
E09.11	Drug or chemical induced diabetes mellitus with ketoacidosis with coma	Diagnosis	ICD-10-CM
E09.21	Drug or chemical induced diabetes mellitus with diabetic nephropathy	Diagnosis	ICD-10-CM
E09.22	Drug or chemical induced diabetes mellitus with diabetic chronic kidney disease	Diagnosis	ICD-10-CM
E09.29	Drug or chemical induced diabetes mellitus with other diabetic kidney complication	Diagnosis	ICD-10-CM
E09.311	Drug or chemical induced diabetes mellitus with unspecified diabetic retinopathy with macular edema	Diagnosis	ICD-10-CM
E09.319	Drug or chemical induced diabetes mellitus with unspecified diabetic retinopathy without macular edema	Diagnosis	ICD-10-CM
E09.3211	Drug or chemical induced diabetes mellitus with mild nonproliferative diabetic retinopathy with macular edema, right eye	Diagnosis	ICD-10-CM
E09.3212	Drug or chemical induced diabetes mellitus with mild nonproliferative diabetic retinopathy with macular edema, left eye	Diagnosis	ICD-10-CM
E09.3213	Drug or chemical induced diabetes mellitus with mild nonproliferative diabetic retinopathy with macular edema, bilateral	Diagnosis	ICD-10-CM
E09.3219	Drug or chemical induced diabetes mellitus with mild nonproliferative diabetic retinopathy with macular edema, unspecified eye	Diagnosis	ICD-10-CM
E09.3291	Drug or chemical induced diabetes mellitus with mild nonproliferative diabetic retinopathy without macular edema, right eye	Diagnosis	ICD-10-CM
E09.3292	Drug or chemical induced diabetes mellitus with mild nonproliferative diabetic retinopathy without macular edema, left eye	Diagnosis	ICD-10-CM
E09.3293	Drug or chemical induced diabetes mellitus with mild nonproliferative diabetic retinopathy without macular edema, bilateral	Diagnosis	ICD-10-CM
E09.3299	Drug or chemical induced diabetes mellitus with mild nonproliferative diabetic retinopathy without macular edema, unspecified eye	Diagnosis	ICD-10-CM
E09.3311	Drug or chemical induced diabetes mellitus with moderate nonproliferative diabetic retinopathy with macular edema, right eye	Diagnosis	ICD-10-CM
E09.3312	Drug or chemical induced diabetes mellitus with moderate nonproliferative diabetic retinopathy with macular edema, left eye	Diagnosis	ICD-10-CM

Appendix H. List of Healthcare Common Procedure Coding System (HCPCS), Current Procedural Terminology, Second Edition (CPT-2), Current Procedural Terminology, Fourth Edition (CPT-4), and International Classification of Diseases, Ninth and Tenth Revisions, Clinical Modification (ICD-9-CM and ICD-10-CM) Diagnosis and Procedure Codes Used to Define Baseline Characteristics in this Request

Code	Description	Code Category	Code Type
E09.3313	Drug or chemical induced diabetes mellitus with moderate nonproliferative diabetic retinopathy with macular edema, bilateral	Diagnosis	ICD-10-CM
E09.3319	Drug or chemical induced diabetes mellitus with moderate nonproliferative diabetic retinopathy with macular edema, unspecified eye	Diagnosis	ICD-10-CM
E09.3391	Drug or chemical induced diabetes mellitus with moderate nonproliferative diabetic retinopathy without macular edema, right eye	Diagnosis	ICD-10-CM
E09.3392	Drug or chemical induced diabetes mellitus with moderate nonproliferative diabetic retinopathy without macular edema, left eye	Diagnosis	ICD-10-CM
E09.3393	Drug or chemical induced diabetes mellitus with moderate nonproliferative diabetic retinopathy without macular edema, bilateral	Diagnosis	ICD-10-CM
E09.3399	Drug or chemical induced diabetes mellitus with moderate nonproliferative diabetic retinopathy without macular edema, unspecified eye	Diagnosis	ICD-10-CM
E09.3411	Drug or chemical induced diabetes mellitus with severe nonproliferative diabetic retinopathy with macular edema, right eye	Diagnosis	ICD-10-CM
E09.3412	Drug or chemical induced diabetes mellitus with severe nonproliferative diabetic retinopathy with macular edema, left eye	Diagnosis	ICD-10-CM
E09.3413	Drug or chemical induced diabetes mellitus with severe nonproliferative diabetic retinopathy with macular edema, bilateral	Diagnosis	ICD-10-CM
E09.3419	Drug or chemical induced diabetes mellitus with severe nonproliferative diabetic retinopathy with macular edema, unspecified eye	Diagnosis	ICD-10-CM
E09.3491	Drug or chemical induced diabetes mellitus with severe nonproliferative diabetic retinopathy without macular edema, right eye	Diagnosis	ICD-10-CM
E09.3492	Drug or chemical induced diabetes mellitus with severe nonproliferative diabetic retinopathy without macular edema, left eye	Diagnosis	ICD-10-CM
E09.3493	Drug or chemical induced diabetes mellitus with severe nonproliferative diabetic retinopathy without macular edema, bilateral	Diagnosis	ICD-10-CM
E09.3499	Drug or chemical induced diabetes mellitus with severe nonproliferative diabetic retinopathy without macular edema, unspecified eye	Diagnosis	ICD-10-CM
E09.3511	Drug or chemical induced diabetes mellitus with proliferative diabetic retinopathy with macular edema, right eye	Diagnosis	ICD-10-CM
E09.3512	Drug or chemical induced diabetes mellitus with proliferative diabetic retinopathy with macular edema, left eye	Diagnosis	ICD-10-CM
E09.3513	Drug or chemical induced diabetes mellitus with proliferative diabetic retinopathy with macular edema, bilateral	Diagnosis	ICD-10-CM
E09.3519	Drug or chemical induced diabetes mellitus with proliferative diabetic retinopathy with macular edema, unspecified eye	Diagnosis	ICD-10-CM
E09.3521	Drug or chemical induced diabetes mellitus with proliferative diabetic retinopathy with traction retinal detachment involving the macula, right eye	Diagnosis	ICD-10-CM
E09.3522	Drug or chemical induced diabetes mellitus with proliferative diabetic retinopathy with traction retinal detachment involving the macula, left eye	Diagnosis	ICD-10-CM
E09.3523	Drug or chemical induced diabetes mellitus with proliferative diabetic retinopathy with traction retinal detachment involving the macula, bilateral	Diagnosis	ICD-10-CM

Appendix H. List of Healthcare Common Procedure Coding System (HCPCS), Current Procedural Terminology, Second Edition (CPT-2), Current Procedural Terminology, Fourth Edition (CPT-4), and International Classification of Diseases, Ninth and Tenth Revisions, Clinical Modification (ICD-9-CM and ICD-10-CM) Diagnosis and Procedure Codes Used to Define Baseline Characteristics in this Request

Code	Description	Code Category	Code Type
E09.3529	Drug or chemical induced diabetes mellitus with proliferative diabetic retinopathy with traction retinal detachment involving the macula, unspecified eye	Diagnosis	ICD-10-CM
E09.3531	Drug or chemical induced diabetes mellitus with proliferative diabetic retinopathy with traction retinal detachment not involving the macula, right eye	Diagnosis	ICD-10-CM
E09.3532	Drug or chemical induced diabetes mellitus with proliferative diabetic retinopathy with traction retinal detachment not involving the macula, left eye	Diagnosis	ICD-10-CM
E09.3533	Drug or chemical induced diabetes mellitus with proliferative diabetic retinopathy with traction retinal detachment not involving the macula, bilateral	Diagnosis	ICD-10-CM
E09.3539	Drug or chemical induced diabetes mellitus with proliferative diabetic retinopathy with traction retinal detachment not involving the macula, unspecified eye	Diagnosis	ICD-10-CM
E09.3541	Drug or chemical induced diabetes mellitus with proliferative diabetic retinopathy with combined traction retinal detachment and rhegmatogenous retinal detachment, right eye	Diagnosis	ICD-10-CM
E09.3542	Drug or chemical induced diabetes mellitus with proliferative diabetic retinopathy with combined traction retinal detachment and rhegmatogenous retinal detachment, left eye	Diagnosis	ICD-10-CM
E09.3543	Drug or chemical induced diabetes mellitus with proliferative diabetic retinopathy with combined traction retinal detachment and rhegmatogenous retinal detachment, bilateral	Diagnosis	ICD-10-CM
E09.3549	Drug or chemical induced diabetes mellitus with proliferative diabetic retinopathy with combined traction retinal detachment and rhegmatogenous retinal detachment, unspecified eye	Diagnosis	ICD-10-CM
E09.3551	Drug or chemical induced diabetes mellitus with stable proliferative diabetic retinopathy, right eye	Diagnosis	ICD-10-CM
E09.3552	Drug or chemical induced diabetes mellitus with stable proliferative diabetic retinopathy, left eye	Diagnosis	ICD-10-CM
E09.3553	Drug or chemical induced diabetes mellitus with stable proliferative diabetic retinopathy, bilateral	Diagnosis	ICD-10-CM
E09.3559	Drug or chemical induced diabetes mellitus with stable proliferative diabetic retinopathy, unspecified eye	Diagnosis	ICD-10-CM
E09.3591	Drug or chemical induced diabetes mellitus with proliferative diabetic retinopathy without macular edema, right eye	Diagnosis	ICD-10-CM
E09.3592	Drug or chemical induced diabetes mellitus with proliferative diabetic retinopathy without macular edema, left eye	Diagnosis	ICD-10-CM
E09.3593	Drug or chemical induced diabetes mellitus with proliferative diabetic retinopathy without macular edema, bilateral	Diagnosis	ICD-10-CM
E09.3599	Drug or chemical induced diabetes mellitus with proliferative diabetic retinopathy without macular edema, unspecified eye	Diagnosis	ICD-10-CM
E09.36	Drug or chemical induced diabetes mellitus with diabetic cataract	Diagnosis	ICD-10-CM
E09.37X1	Drug or chemical induced diabetes mellitus with diabetic macular edema, resolved following treatment, right eye	Diagnosis	ICD-10-CM

Appendix H. List of Healthcare Common Procedure Coding System (HCPCS), Current Procedural Terminology, Second Edition (CPT-2), Current Procedural Terminology, Fourth Edition (CPT-4), and International Classification of Diseases, Ninth and Tenth Revisions, Clinical Modification (ICD-9-CM and ICD-10-CM) Diagnosis and Procedure Codes Used to Define Baseline Characteristics in this Request

Code	Description	Code Category	Code Type
E09.37X2	Drug or chemical induced diabetes mellitus with diabetic macular edema, resolved following treatment, left eye	Diagnosis	ICD-10-CM
E09.37X3	Drug or chemical induced diabetes mellitus with diabetic macular edema, resolved following treatment, bilateral	Diagnosis	ICD-10-CM
E09.37X9	Drug or chemical induced diabetes mellitus with diabetic macular edema, resolved following treatment, unspecified eye	Diagnosis	ICD-10-CM
E09.39	Drug or chemical induced diabetes mellitus with other diabetic ophthalmic complication	Diagnosis	ICD-10-CM
E09.40	Drug or chemical induced diabetes mellitus with neurological complications with diabetic neuropathy, unspecified	Diagnosis	ICD-10-CM
E09.41	Drug or chemical induced diabetes mellitus with neurological complications with diabetic mononeuropathy	Diagnosis	ICD-10-CM
E09.42	Drug or chemical induced diabetes mellitus with neurological complications with diabetic polyneuropathy	Diagnosis	ICD-10-CM
E09.43	Drug or chemical induced diabetes mellitus with neurological complications with diabetic autonomic (poly)neuropathy	Diagnosis	ICD-10-CM
E09.44	Drug or chemical induced diabetes mellitus with neurological complications with diabetic amyotrophy	Diagnosis	ICD-10-CM
E09.49	Drug or chemical induced diabetes mellitus with neurological complications with other diabetic neurological complication	Diagnosis	ICD-10-CM
E09.51	Drug or chemical induced diabetes mellitus with diabetic peripheral angiopathy without gangrene	Diagnosis	ICD-10-CM
E09.52	Drug or chemical induced diabetes mellitus with diabetic peripheral angiopathy with gangrene	Diagnosis	ICD-10-CM
E09.59	Drug or chemical induced diabetes mellitus with other circulatory complications	Diagnosis	ICD-10-CM
E09.610	Drug or chemical induced diabetes mellitus with diabetic neuropathic arthropathy	Diagnosis	ICD-10-CM
E09.618	Drug or chemical induced diabetes mellitus with other diabetic arthropathy	Diagnosis	ICD-10-CM
E09.620	Drug or chemical induced diabetes mellitus with diabetic dermatitis	Diagnosis	ICD-10-CM
E09.621	Drug or chemical induced diabetes mellitus with foot ulcer	Diagnosis	ICD-10-CM
E09.622	Drug or chemical induced diabetes mellitus with other skin ulcer	Diagnosis	ICD-10-CM
E09.628	Drug or chemical induced diabetes mellitus with other skin complications	Diagnosis	ICD-10-CM
E09.630	Drug or chemical induced diabetes mellitus with periodontal disease	Diagnosis	ICD-10-CM
E09.638	Drug or chemical induced diabetes mellitus with other oral complications	Diagnosis	ICD-10-CM
E09.641	Drug or chemical induced diabetes mellitus with hypoglycemia with coma	Diagnosis	ICD-10-CM
E09.649	Drug or chemical induced diabetes mellitus with hypoglycemia without coma	Diagnosis	ICD-10-CM
E09.65	Drug or chemical induced diabetes mellitus with hyperglycemia	Diagnosis	ICD-10-CM
E09.69	Drug or chemical induced diabetes mellitus with other specified complication	Diagnosis	ICD-10-CM
E09.8	Drug or chemical induced diabetes mellitus with unspecified complications	Diagnosis	ICD-10-CM
E09.9	Drug or chemical induced diabetes mellitus without complications	Diagnosis	ICD-10-CM
249	Secondary diabetes mellitus	Diagnosis	ICD-9-CM
249.0	Secondary diabetes mellitus without mention of complication	Diagnosis	ICD-9-CM

Appendix H. List of Healthcare Common Procedure Coding System (HCPCS), Current Procedural Terminology, Second Edition (CPT-2), Current Procedural Terminology, Fourth Edition (CPT-4), and International Classification of Diseases, Ninth and Tenth Revisions, Clinical Modification (ICD-9-CM and ICD-10-CM) Diagnosis and Procedure Codes Used to Define Baseline Characteristics in this Request

Code	Description	Code Category	Code Type
249.00	Secondary diabetes mellitus without mention of complication, not stated as uncontrolled, or unspecified	Diagnosis	ICD-9-CM
249.01	Secondary diabetes mellitus without mention of complication, uncontrolled	Diagnosis	ICD-9-CM
249.1	Secondary diabetes mellitus with ketoacidosis	Diagnosis	ICD-9-CM
249.10	Secondary diabetes mellitus with ketoacidosis, not stated as uncontrolled, or unspecified	Diagnosis	ICD-9-CM
249.11	Secondary diabetes mellitus with ketoacidosis, uncontrolled	Diagnosis	ICD-9-CM
249.2	Secondary diabetes mellitus with hyperosmolarity	Diagnosis	ICD-9-CM
249.20	Secondary diabetes mellitus with hyperosmolarity, not stated as uncontrolled, or unspecified	Diagnosis	ICD-9-CM
249.21	Secondary diabetes mellitus with hyperosmolarity, uncontrolled	Diagnosis	ICD-9-CM
249.3	Secondary diabetes mellitus with other coma	Diagnosis	ICD-9-CM
249.30	Secondary diabetes mellitus with other coma, not stated as uncontrolled, or unspecified	Diagnosis	ICD-9-CM
249.31	Secondary diabetes mellitus with other coma, uncontrolled	Diagnosis	ICD-9-CM
249.4	Secondary diabetes mellitus with renal manifestations	Diagnosis	ICD-9-CM
249.40	Secondary diabetes mellitus with renal manifestations, not stated as uncontrolled, or unspecified	Diagnosis	ICD-9-CM
249.41	Secondary diabetes mellitus with renal manifestations, uncontrolled	Diagnosis	ICD-9-CM
249.5	Secondary diabetes mellitus with ophthalmic manifestations	Diagnosis	ICD-9-CM
249.50	Secondary diabetes mellitus with ophthalmic manifestations, not stated as uncontrolled, or unspecified	Diagnosis	ICD-9-CM
249.51	Secondary diabetes mellitus with ophthalmic manifestations, uncontrolled	Diagnosis	ICD-9-CM
249.6	Secondary diabetes mellitus with neurological manifestations	Diagnosis	ICD-9-CM
249.60	Secondary diabetes mellitus with neurological manifestations, not stated as uncontrolled, or unspecified	Diagnosis	ICD-9-CM
249.61	Secondary diabetes mellitus with neurological manifestations, uncontrolled	Diagnosis	ICD-9-CM
249.7	Secondary diabetes mellitus with peripheral circulatory disorders	Diagnosis	ICD-9-CM
249.70	Secondary diabetes mellitus with peripheral circulatory disorders, not stated as uncontrolled, or unspecified	Diagnosis	ICD-9-CM
249.71	Secondary diabetes mellitus with peripheral circulatory disorders, uncontrolled	Diagnosis	ICD-9-CM
249.8	Secondary diabetes mellitus with other specified manifestations	Diagnosis	ICD-9-CM
249.80	Secondary diabetes mellitus with other specified manifestations, not stated as uncontrolled, or unspecified	Diagnosis	ICD-9-CM
249.81	Secondary diabetes mellitus with other specified manifestations, uncontrolled	Diagnosis	ICD-9-CM
249.9	Secondary diabetes mellitus with unspecified complication	Diagnosis	ICD-9-CM
249.90	Secondary diabetes mellitus with unspecified complication, not stated as uncontrolled, or unspecified	Diagnosis	ICD-9-CM
249.91	Secondary diabetes mellitus with unspecified complication, uncontrolled	Diagnosis	ICD-9-CM
251.1	Other specified hypoglycemia	Diagnosis	ICD-9-CM
E13.00	Other specified diabetes mellitus with hyperosmolarity without nonketotic hyperglycemic hyperosmolar coma (NKHHC)	Diagnosis	ICD-10-CM

Appendix H. List of Healthcare Common Procedure Coding System (HCPCS), Current Procedural Terminology, Second Edition (CPT-2), Current Procedural Terminology, Fourth Edition (CPT-4), and International Classification of Diseases, Ninth and Tenth Revisions, Clinical Modification (ICD-9-CM and ICD-10-CM) Diagnosis and Procedure Codes Used to Define Baseline Characteristics in this Request

Code	Description	Code Category	Code Type
E13.01	Other specified diabetes mellitus with hyperosmolarity with coma	Diagnosis	ICD-10-CM
E13.10	Other specified diabetes mellitus with ketoacidosis without coma	Diagnosis	ICD-10-CM
E13.11	Other specified diabetes mellitus with ketoacidosis with coma	Diagnosis	ICD-10-CM
E13.311	Other specified diabetes mellitus with unspecified diabetic retinopathy with macular edema	Diagnosis	ICD-10-CM
E13.319	Other specified diabetes mellitus with unspecified diabetic retinopathy without macular edema	Diagnosis	ICD-10-CM
E13.3211	Other specified diabetes mellitus with mild nonproliferative diabetic retinopathy with macular edema, right eye	Diagnosis	ICD-10-CM
E13.3212	Other specified diabetes mellitus with mild nonproliferative diabetic retinopathy with macular edema, left eye	Diagnosis	ICD-10-CM
E13.3213	Other specified diabetes mellitus with mild nonproliferative diabetic retinopathy with macular edema, bilateral	Diagnosis	ICD-10-CM
E13.3219	Other specified diabetes mellitus with mild nonproliferative diabetic retinopathy with macular edema, unspecified eye	Diagnosis	ICD-10-CM
E13.3291	Other specified diabetes mellitus with mild nonproliferative diabetic retinopathy without macular edema, right eye	Diagnosis	ICD-10-CM
E13.3292	Other specified diabetes mellitus with mild nonproliferative diabetic retinopathy without macular edema, left eye	Diagnosis	ICD-10-CM
E13.3293	Other specified diabetes mellitus with mild nonproliferative diabetic retinopathy without macular edema, bilateral	Diagnosis	ICD-10-CM
E13.3299	Other specified diabetes mellitus with mild nonproliferative diabetic retinopathy without macular edema, unspecified eye	Diagnosis	ICD-10-CM
E13.3311	Other specified diabetes mellitus with moderate nonproliferative diabetic retinopathy with macular edema, right eye	Diagnosis	ICD-10-CM
E13.3312	Other specified diabetes mellitus with moderate nonproliferative diabetic retinopathy with macular edema, left eye	Diagnosis	ICD-10-CM
E13.3313	Other specified diabetes mellitus with moderate nonproliferative diabetic retinopathy with macular edema, bilateral	Diagnosis	ICD-10-CM
E13.3319	Other specified diabetes mellitus with moderate nonproliferative diabetic retinopathy with macular edema, unspecified eye	Diagnosis	ICD-10-CM
E13.3391	Other specified diabetes mellitus with moderate nonproliferative diabetic retinopathy without macular edema, right eye	Diagnosis	ICD-10-CM
E13.3392	Other specified diabetes mellitus with moderate nonproliferative diabetic retinopathy without macular edema, left eye	Diagnosis	ICD-10-CM
E13.3393	Other specified diabetes mellitus with moderate nonproliferative diabetic retinopathy without macular edema, bilateral	Diagnosis	ICD-10-CM
E13.3399	Other specified diabetes mellitus with moderate nonproliferative diabetic retinopathy without macular edema, unspecified eye	Diagnosis	ICD-10-CM
E13.3411	Other specified diabetes mellitus with severe nonproliferative diabetic retinopathy with macular edema, right eye	Diagnosis	ICD-10-CM

Appendix H. List of Healthcare Common Procedure Coding System (HCPCS), Current Procedural Terminology, Second Edition (CPT-2), Current Procedural Terminology, Fourth Edition (CPT-4), and International Classification of Diseases, Ninth and Tenth Revisions, Clinical Modification (ICD-9-CM and ICD-10-CM) Diagnosis and Procedure Codes Used to Define Baseline Characteristics in this Request

Code	Description	Code Category	Code Type
E13.3412	Other specified diabetes mellitus with severe nonproliferative diabetic retinopathy with macular edema, left eye	Diagnosis	ICD-10-CM
E13.3413	Other specified diabetes mellitus with severe nonproliferative diabetic retinopathy with macular edema, bilateral	Diagnosis	ICD-10-CM
E13.3419	Other specified diabetes mellitus with severe nonproliferative diabetic retinopathy with macular edema, unspecified eye	Diagnosis	ICD-10-CM
E13.3491	Other specified diabetes mellitus with severe nonproliferative diabetic retinopathy without macular edema, right eye	Diagnosis	ICD-10-CM
E13.3492	Other specified diabetes mellitus with severe nonproliferative diabetic retinopathy without macular edema, left eye	Diagnosis	ICD-10-CM
E13.3493	Other specified diabetes mellitus with severe nonproliferative diabetic retinopathy without macular edema, bilateral	Diagnosis	ICD-10-CM
E13.3499	Other specified diabetes mellitus with severe nonproliferative diabetic retinopathy without macular edema, unspecified eye	Diagnosis	ICD-10-CM
E13.3511	Other specified diabetes mellitus with proliferative diabetic retinopathy with macular edema, right eye	Diagnosis	ICD-10-CM
E13.3512	Other specified diabetes mellitus with proliferative diabetic retinopathy with macular edema, left eye	Diagnosis	ICD-10-CM
E13.3513	Other specified diabetes mellitus with proliferative diabetic retinopathy with macular edema, bilateral	Diagnosis	ICD-10-CM
E13.3519	Other specified diabetes mellitus with proliferative diabetic retinopathy with macular edema, unspecified eye	Diagnosis	ICD-10-CM
E13.3521	Other specified diabetes mellitus with proliferative diabetic retinopathy with traction retinal detachment involving the macula, right eye	Diagnosis	ICD-10-CM
E13.3522	Other specified diabetes mellitus with proliferative diabetic retinopathy with traction retinal detachment involving the macula, left eye	Diagnosis	ICD-10-CM
E13.3523	Other specified diabetes mellitus with proliferative diabetic retinopathy with traction retinal detachment involving the macula, bilateral	Diagnosis	ICD-10-CM
E13.3529	Other specified diabetes mellitus with proliferative diabetic retinopathy with traction retinal detachment involving the macula, unspecified eye	Diagnosis	ICD-10-CM
E13.3531	Other specified diabetes mellitus with proliferative diabetic retinopathy with traction retinal detachment not involving the macula, right eye	Diagnosis	ICD-10-CM
E13.3532	Other specified diabetes mellitus with proliferative diabetic retinopathy with traction retinal detachment not involving the macula, left eye	Diagnosis	ICD-10-CM
E13.3533	Other specified diabetes mellitus with proliferative diabetic retinopathy with traction retinal detachment not involving the macula, bilateral	Diagnosis	ICD-10-CM
E13.3539	Other specified diabetes mellitus with proliferative diabetic retinopathy with traction retinal detachment not involving the macula, unspecified eye	Diagnosis	ICD-10-CM
E13.3541	Other specified diabetes mellitus with proliferative diabetic retinopathy with combined traction retinal detachment and rhegmatogenous retinal detachment, right eye	Diagnosis	ICD-10-CM
E13.3542	Other specified diabetes mellitus with proliferative diabetic retinopathy with combined traction retinal detachment and rhegmatogenous retinal detachment, left eye	Diagnosis	ICD-10-CM

Appendix H. List of Healthcare Common Procedure Coding System (HCPCS), Current Procedural Terminology, Second Edition (CPT-2), Current Procedural Terminology, Fourth Edition (CPT-4), and International Classification of Diseases, Ninth and Tenth Revisions, Clinical Modification (ICD-9-CM and ICD-10-CM) Diagnosis and Procedure Codes Used to Define Baseline Characteristics in this Request

Code	Description	Code Category	Code Type
E13.3543	Other specified diabetes mellitus with proliferative diabetic retinopathy with combined traction retinal detachment and rhegmatogenous retinal detachment, bilateral	Diagnosis	ICD-10-CM
E13.3549	Other specified diabetes mellitus with proliferative diabetic retinopathy with combined traction retinal detachment and rhegmatogenous retinal detachment, unspecified eye	Diagnosis	ICD-10-CM
E13.3551	Other specified diabetes mellitus with stable proliferative diabetic retinopathy, right eye	Diagnosis	ICD-10-CM
E13.3552	Other specified diabetes mellitus with stable proliferative diabetic retinopathy, left eye	Diagnosis	ICD-10-CM
E13.3553	Other specified diabetes mellitus with stable proliferative diabetic retinopathy, bilateral	Diagnosis	ICD-10-CM
E13.3559	Other specified diabetes mellitus with stable proliferative diabetic retinopathy, unspecified eye	Diagnosis	ICD-10-CM
E13.3591	Other specified diabetes mellitus with proliferative diabetic retinopathy without macular edema, right eye	Diagnosis	ICD-10-CM
E13.3592	Other specified diabetes mellitus with proliferative diabetic retinopathy without macular edema, left eye	Diagnosis	ICD-10-CM
E13.3593	Other specified diabetes mellitus with proliferative diabetic retinopathy without macular edema, bilateral	Diagnosis	ICD-10-CM
E13.3599	Other specified diabetes mellitus with proliferative diabetic retinopathy without macular edema, unspecified eye	Diagnosis	ICD-10-CM
E13.36	Other specified diabetes mellitus with diabetic cataract	Diagnosis	ICD-10-CM
E13.37X1	Other specified diabetes mellitus with diabetic macular edema, resolved following treatment, right eye	Diagnosis	ICD-10-CM
E13.37X2	Other specified diabetes mellitus with diabetic macular edema, resolved following treatment, left eye	Diagnosis	ICD-10-CM
E13.37X3	Other specified diabetes mellitus with diabetic macular edema, resolved following treatment, bilateral	Diagnosis	ICD-10-CM
E13.37X9	Other specified diabetes mellitus with diabetic macular edema, resolved following treatment, unspecified eye	Diagnosis	ICD-10-CM
E13.39	Other specified diabetes mellitus with other diabetic ophthalmic complication	Diagnosis	ICD-10-CM
E13.618	Other specified diabetes mellitus with other diabetic arthropathy	Diagnosis	ICD-10-CM
E13.620	Other specified diabetes mellitus with diabetic dermatitis	Diagnosis	ICD-10-CM
E13.621	Other specified diabetes mellitus with foot ulcer	Diagnosis	ICD-10-CM
E13.622	Other specified diabetes mellitus with other skin ulcer	Diagnosis	ICD-10-CM
E13.628	Other specified diabetes mellitus with other skin complications	Diagnosis	ICD-10-CM
E13.630	Other specified diabetes mellitus with periodontal disease	Diagnosis	ICD-10-CM
E13.638	Other specified diabetes mellitus with other oral complications	Diagnosis	ICD-10-CM
E13.641	Other specified diabetes mellitus with hypoglycemia with coma	Diagnosis	ICD-10-CM
E13.649	Other specified diabetes mellitus with hypoglycemia without coma	Diagnosis	ICD-10-CM
E13.65	Other specified diabetes mellitus with hyperglycemia	Diagnosis	ICD-10-CM
E13.69	Other specified diabetes mellitus with other specified complication	Diagnosis	ICD-10-CM
E13.9	Other specified diabetes mellitus without complications	Diagnosis	ICD-10-CM

Appendix H. List of Healthcare Common Procedure Coding System (HCPCS), Current Procedural Terminology, Second Edition (CPT-2), Current Procedural Terminology, Fourth Edition (CPT-4), and International Classification of Diseases, Ninth and Tenth Revisions, Clinical Modification (ICD-9-CM and ICD-10-CM) Diagnosis and Procedure Codes Used to Define Baseline Characteristics in this Request

Code	Description	Code Category	Code Type
Emphysematous Phenotype			
492.0	Emphysematous bleb	Diagnosis	ICD-9-CM
492.8	Other emphysema	Diagnosis	ICD-9-CM
J43	Emphysema	Diagnosis	ICD-10-CM
J43.1	Panlobular emphysema	Diagnosis	ICD-10-CM
J43.2	Centrilobular emphysema	Diagnosis	ICD-10-CM
J43.8	Other emphysema	Diagnosis	ICD-10-CM
J43.9	Emphysema, unspecified	Diagnosis	ICD-10-CM
Gastro-esophageal Reflux Disease (GERD)			
530.81	Esophageal reflux	Diagnosis	ICD-9-CM
530.11	Reflux esophagitis	Diagnosis	ICD-9-CM
K21	Gastro-esophageal reflux disease	Diagnosis	ICD-10-CM
K21.0	Gastro-esophageal reflux disease with esophagitis	Diagnosis	ICD-10-CM
K21.00	Gastro-esophageal reflux disease with esophagitis, without bleeding	Diagnosis	ICD-10-CM
K21.01	Gastro-esophageal reflux disease with esophagitis, with bleeding	Diagnosis	ICD-10-CM
K21.9	Gastro-esophageal reflux disease without esophagitis	Diagnosis	ICD-10-CM
Obstructive Sleep Apnea			
327.23	Obstructive sleep apnea (adult) (pediatric)	Diagnosis	ICD-9-CM
G47.33	Obstructive sleep apnea (adult) (pediatric)	Diagnosis	ICD-10-CM
Pneumonia			
480	Viral pneumonia	Diagnosis	ICD-9-CM
480.8	Pneumonia due to other virus not elsewhere classified	Diagnosis	ICD-9-CM
480.9	Unspecified viral pneumonia	Diagnosis	ICD-9-CM
481	Pneumococcal pneumonia (streptococcus pneumoniae pneumonia)	Diagnosis	ICD-9-CM
482	Other bacterial pneumonia	Diagnosis	ICD-9-CM
482.0	Pneumonia due to Klebsiella pneumoniae	Diagnosis	ICD-9-CM
482.1	Pneumonia due to Pseudomonas	Diagnosis	ICD-9-CM
482.2	Pneumonia due to Hemophilus influenzae (H. influenzae)	Diagnosis	ICD-9-CM
482.3	Pneumonia due to Streptococcus	Diagnosis	ICD-9-CM
482.30	Pneumonia due to unspecified Streptococcus	Diagnosis	ICD-9-CM
482.31	Pneumonia due to Streptococcus, group A	Diagnosis	ICD-9-CM
482.32	Pneumonia due to Streptococcus, group B	Diagnosis	ICD-9-CM
482.39	Pneumonia due to other Streptococcus	Diagnosis	ICD-9-CM
482.4	Pneumonia due to Staphylococcus	Diagnosis	ICD-9-CM
482.40	Pneumonia due to Staphylococcus, unspecified	Diagnosis	ICD-9-CM
482.41	Methicillin susceptible pneumonia due to Staphylococcus aureus	Diagnosis	ICD-9-CM
482.42	Methicillin resistant pneumonia due to Staphylococcus aureus	Diagnosis	ICD-9-CM
482.49	Other Staphylococcus pneumonia	Diagnosis	ICD-9-CM
482.8	Pneumonia due to other specified bacteria	Diagnosis	ICD-9-CM
482.81	Pneumonia due to anaerobes	Diagnosis	ICD-9-CM
482.83	Pneumonia due to other gram-negative bacteria	Diagnosis	ICD-9-CM
482.89	Pneumonia due to other specified bacteria	Diagnosis	ICD-9-CM

Appendix H. List of Healthcare Common Procedure Coding System (HCPCS), Current Procedural Terminology, Second Edition (CPT-2), Current Procedural Terminology, Fourth Edition (CPT-4), and International Classification of Diseases, Ninth and Tenth Revisions, Clinical Modification (ICD-9-CM and ICD-10-CM) Diagnosis and Procedure Codes Used to Define Baseline Characteristics in this Request




Code	Description	Code Category	Code Type
482.9	Unspecified bacterial pneumonia	Diagnosis	ICD-9-CM
483	Pneumonia due to other specified organism	Diagnosis	ICD-9-CM
483.0	Pneumonia due to Mycoplasma pneumoniae	Diagnosis	ICD-9-CM
483.1	Pneumonia due to Chlamydia	Diagnosis	ICD-9-CM
483.8	Pneumonia due to other specified organism	Diagnosis	ICD-9-CM
484	Pneumonia in infectious diseases classified elsewhere	Diagnosis	ICD-9-CM
484.3	Pneumonia in whooping cough	Diagnosis	ICD-9-CM
484.5	Pneumonia in anthrax	Diagnosis	ICD-9-CM
484.8	Pneumonia in other infectious diseases classified elsewhere	Diagnosis	ICD-9-CM
485	Bronchopneumonia, organism unspecified	Diagnosis	ICD-9-CM
486	Pneumonia, organism unspecified	Diagnosis	ICD-9-CM
J12.89	Other viral pneumonia	Diagnosis	ICD-10-CM
J12.9	Viral pneumonia, unspecified	Diagnosis	ICD-10-CM
J13	Pneumonia due to Streptococcus pneumoniae	Diagnosis	ICD-10-CM
J14	Pneumonia due to Hemophilus influenzae	Diagnosis	ICD-10-CM
J15.0	Pneumonia due to Klebsiella pneumoniae	Diagnosis	ICD-10-CM
J15.1	Pneumonia due to Pseudomonas	Diagnosis	ICD-10-CM
J15.20	Pneumonia due to staphylococcus, unspecified	Diagnosis	ICD-10-CM
J15.211	Pneumonia due to Methicillin susceptible Staphylococcus aureus	Diagnosis	ICD-10-CM
J15.212	Pneumonia due to Methicillin resistant Staphylococcus aureus	Diagnosis	ICD-10-CM
J15.29	Pneumonia due to other staphylococcus	Diagnosis	ICD-10-CM
J15.3	Pneumonia due to streptococcus, group B	Diagnosis	ICD-10-CM
J15.4	Pneumonia due to other streptococci	Diagnosis	ICD-10-CM
J15.6	Pneumonia due to other Gram-negative bacteria	Diagnosis	ICD-10-CM
J15.7	Pneumonia due to Mycoplasma pneumoniae	Diagnosis	ICD-10-CM
J15.8	Pneumonia due to other specified bacteria	Diagnosis	ICD-10-CM
J15.9	Unspecified bacterial pneumonia	Diagnosis	ICD-10-CM
J16.0	Chlamydial pneumonia	Diagnosis	ICD-10-CM
J16.8	Pneumonia due to other specified infectious organisms	Diagnosis	ICD-10-CM
J17	Pneumonia in diseases classified elsewhere	Diagnosis	ICD-10-CM
J18.0	Bronchopneumonia, unspecified organism	Diagnosis	ICD-10-CM
J18.1	Lobar pneumonia, unspecified organism	Diagnosis	ICD-10-CM
J18.8	Other pneumonia, unspecified organism	Diagnosis	ICD-10-CM
J18.9	Pneumonia, unspecified organism	Diagnosis	ICD-10-CM
Pulmonary Embolism			
4151	Pulmonary embolism and infarction	Diagnosis	ICD-9-CM
41511	Iatrogenic pulmonary embolism and infarction	Diagnosis	ICD-9-CM
41512	Septic pulmonary embolism	Diagnosis	ICD-9-CM
41519	Other pulmonary embolism and infarction	Diagnosis	ICD-9-CM
I26.01	Septic pulmonary embolism with acute cor pulmonale	Diagnosis	ICD-10-CM
I26.09	Other pulmonary embolism with acute cor pulmonale	Diagnosis	ICD-10-CM
I26.90	Septic pulmonary embolism without acute cor pulmonale	Diagnosis	ICD-10-CM

Appendix H. List of Healthcare Common Procedure Coding System (HCPCS), Current Procedural Terminology, Second Edition (CPT-2), Current Procedural Terminology, Fourth Edition (CPT-4), and International Classification of Diseases, Ninth and Tenth Revisions, Clinical Modification (ICD-9-CM and ICD-10-CM) Diagnosis and Procedure Codes Used to Define Baseline Characteristics in this Request

Code	Description	Code	
		Category	Code Type
I26.99	Other pulmonary embolism without acute cor pulmonale	Diagnosis	ICD-10-CM
T80.0XXA	Air embolism following infusion, transfusion and therapeutic injection, initial encounter	Diagnosis	ICD-10-CM
T81.718A	Complication of other artery following a procedure, not elsewhere classified, initial encounter	Diagnosis	ICD-10-CM
T81.72XA	Complication of vein following a procedure, not elsewhere classified, initial encounter	Diagnosis	ICD-10-CM
T82.817A	Embolism due to cardiac prosthetic devices, implants and grafts, initial encounter	Diagnosis	ICD-10-CM
T82.818A	Embolism due to vascular prosthetic devices, implants and grafts, initial encounter	Diagnosis	ICD-10-CM
Pulmonary hypertension			
416.0	Primary pulmonary hypertension	Diagnosis	ICD-9-CM
416.2	Chronic pulmonary embolism	Diagnosis	ICD-9-CM
416.8	Other chronic pulmonary heart diseases	Diagnosis	ICD-9-CM
416.9	Unspecified chronic pulmonary heart disease	Diagnosis	ICD-9-CM
I27.0	Primary pulmonary hypertension	Diagnosis	ICD-10-CM
I27.2	Other secondary pulmonary hypertension	Diagnosis	ICD-10-CM
I27.20	Pulmonary hypertension, unspecified	Diagnosis	ICD-10-CM
I27.21	Secondary pulmonary arterial hypertension	Diagnosis	ICD-10-CM
I27.22	Pulmonary hypertension due to left heart disease	Diagnosis	ICD-10-CM
I27.23	Pulmonary hypertension due to lung diseases and hypoxia	Diagnosis	ICD-10-CM
I27.24	Chronic thromboembolic pulmonary hypertension	Diagnosis	ICD-10-CM
I27.29	Other secondary pulmonary hypertension	Diagnosis	ICD-10-CM
I27.8	Other specified pulmonary heart diseases	Diagnosis	ICD-10-CM
I27.81	Cor pulmonale (chronic)	Diagnosis	ICD-10-CM
I27.82	Chronic pulmonary embolism	Diagnosis	ICD-10-CM
I27.83	Eisenmenger's syndrome	Diagnosis	ICD-10-CM
I27.89	Other specified pulmonary heart diseases	Diagnosis	ICD-10-CM
I27.9	Pulmonary heart disease, unspecified	Diagnosis	ICD-10-CM

Appendix I. Specifications Defining Parameters for this Request

This request executed the Cohort Identification and Descriptive Analysis (CIDA) tool version 10.3.0, with ad hoc programming, to examine clinical characteristics among patients with chronic obstructive pulmonary disease (COPD) or asthma exacerbation occurrences, patients with COPD or asthma diagnosis occurrences, and patients with oral corticosteroid or antibiotic use in the Sentinel Distributed Database (SDD).

Query period: March 1, 2011 - December 31, 2019 (end cohort entry at Dec 31, 2018)	
Coverage requirement: Medical and Drug	
Scenario color key:	Pre-index enrollment requirement: 365 days
 Nonnaive AT (50% gap), Point	Post-index enrollment requirement: 0 days
 Nonnaive, 1 dispensing incl, AT and	Enrollment gap: 45 days
 Nonnaive, at least 1	Age groups: 40-64, 65+
exac [-365,-1], AT and	Stratifications: Overall, Sex, Age, Year, Year-Quarter
Point	Envelope macro: Default
	Distribution of index-defining codes: Not requested
	Freeze data: Not requested
	Restrictions: N/A

Scenario	Exposure Index exposure	Point parameters Cohort definition	As-Treated parameters							
				Incident exposure washout period	Incident with respect to:	Point exposure?	Treatment episode gap (Percent)	Treatment episode extension (days)	Minimum exposure episode duration (days)	Minimum days supplied (days)
1	Azithromycin (≥ 14 days) OR Roflumilast dispensing (any days supply)	First valid index dates during query period	365 days	Azithromycin (≥ 14 days) AND Roflumilast (any days supply)	N	50%	14 days	1	1	Death; Disenrollment; Query End Date; Data Partner End Date; Treatment Cessation

Appendix I. Specifications Defining Parameters for this Request

Scenario	Exposure			Point parameters	As-Treated parameters					
	Index exposure	Cohort definition	Incident exposure washout period	Incident with respect to:	Point exposure?	Treatment episode gap (Percent)	Treatment episode extension (days)	Minimum exposure episode duration (days)	Minimum days supplied (days)	Censor treatment episode at evidence of
2	Azithromycin (≥ 14 days) OR Roflumilast dispensing (any days supply)	First valid index dates during query period	365 days	Azithromycin (≥ 14 days) AND Roflumilast (any days supply)	N	50%	14 days	1	1	Death; Disenrollment; Query End Date; Data Partner End Date; Treatment Cessation
3	Azithromycin (≥ 14 days) OR Roflumilast dispensing (any days supply)	First valid index dates during query period	365 days	Azithromycin (≥ 14 days) AND Roflumilast (any days supply)	N	50%	14 days	1	1	Death; Disenrollment; Query End Date; Data Partner End Date; Treatment Cessation
4	Azithromycin (≥ 14 days) OR Roflumilast dispensing (any days supply)	First valid index dates during query period	365 days	Azithromycin (≥ 14 days) AND Roflumilast (any days supply)	N	50%	14 days	1	1	Death; Disenrollment; Query End Date; Data Partner End Date; Treatment Cessation
5	Azithromycin (≥ 14 days) OR Roflumilast dispensing (any days supply)	First valid index dates during query period	365 days	Azithromycin (≥ 14 days) AND Roflumilast (any days supply)	Y	N/A	N/A	N/A	N/A	Death; Disenrollment; Query End Date; Data Partner End Date;

Appendix I. Specifications Defining Parameters for this Request

Scenario	Exposure		Incident exposure washout period	Incident with respect to:	Point parameters	As-Treated parameters				
	Index exposure	Cohort definition			Point exposure?	Treatment episode gap (Percent)	Treatment episode extension (days)	Minimum exposure episode duration (days)	Minimum days supplied (days)	Censor treatment episode at evidence of
6	Azithromycin (≥ 14 days) OR Roflumilast dispensing (any days supply)	First valid index dates during query period (01)	365 days	Azithromycin (≥ 14 days) AND Roflumilast (any days supply)	Y	N/A	N/A	N/A	N/A	Death; Disenrollment; Query End Date; Data Partner End Date;
7	Azithromycin (≥ 14 days) OR Roflumilast dispensing (any days supply)	First valid index dates during query period (01)	365 days	Azithromycin (≥ 14 days) AND Roflumilast (any days supply)	Y	N/A	N/A	N/A	N/A	Death; Disenrollment; Query End Date; Data Partner End Date;
8	Azithromycin (≥ 14 days) OR Roflumilast dispensing (any days supply)	First valid index dates during query period	365 days	Azithromycin (≥ 14 days) AND Roflumilast (any days supply)	Y	N/A	N/A	N/A	N/A	Death; Disenrollment; Query End Date; Data Partner End Date;
9	Azithromycin (≥ 14 days) OR Roflumilast dispensing (any days supply)	First valid index dates during query period	365 days	Azithromycin (≥ 14 days) AND Roflumilast (any days supply)	N	50%	14 days	1	1	Death; Disenrollment; Query End Date; Data Partner End Date; Treatment Cessation

Appendix I. Specifications Defining Parameters for this Request

Scenario	Exposure		Incident exposure washout period	Incident with respect to:	Point parameters	As-Treated parameters				
	Index exposure	Cohort definition			Point exposure?	Treatment episode gap (Percent)	Treatment episode extension (days)	Minimum exposure episode duration (days)	Minimum days supplied (days)	Censor treatment episode at evidence of
10	Azithromycin (≥ 14 days) OR Roflumilast dispensing (any days supply)	First valid index dates during query period	365 days	Azithromycin (≥ 14 days) AND Roflumilast (any days supply)	N	50%	14 days	1	1	Death; Disenrollment; Query End Date; Data Partner End Date; Treatment Cessation
11	Azithromycin (≥ 14 days) OR Roflumilast dispensing (any days supply)	First valid index dates during query period	365 days	Azithromycin (≥ 14 days) AND Roflumilast (any days supply)	N	50%	14 days	1	1	Death; Disenrollment; Query End Date; Data Partner End Date; Treatment Cessation
12	Azithromycin (≥ 14 days) OR Roflumilast dispensing (any days supply)	First valid index dates during query period	365 days	Azithromycin (≥ 14 days) AND Roflumilast (any days supply)	N	50%	14 days	1	1	Death; Disenrollment; Query End Date; Data Partner End Date; Treatment Cessation
13	Azithromycin (≥ 14 days) OR Roflumilast dispensing (any days supply)	First valid index dates during query period	365 days	Azithromycin (≥ 14 days) AND Roflumilast (any days supply)	Y	N/A	N/A	N/A	N/A	Death; Disenrollment; Query End Date; Data Partner End Date;

Appendix I. Specifications Defining Parameters for this Request

Scenario	Exposure			Point parameters	As-Treated parameters					
	Index exposure	Cohort definition	Incident exposure washout period	Incident with respect to:	Point exposure?	Treatment episode gap (Percent)	Treatment episode extension (days)	Minimum exposure episode duration (days)	Minimum days supplied (days)	Censor treatment episode at evidence of
14	Azithromycin (≥ 14 days) OR Roflumilast dispensing (any days supply)	First valid index dates during query period	365 days	Azithromycin (≥ 14 days) AND Roflumilast (any days supply)	Y	N/A	N/A	N/A	N/A	Death; Disenrollment; Query End Date; Data Partner End Date;
15	Azithromycin (≥ 14 days) OR Roflumilast dispensing (any days supply)	First valid index dates during query period	365 days	Azithromycin (≥ 14 days) AND Roflumilast (any days supply)	Y	N/A	N/A	N/A	N/A	Death; Disenrollment; Query End Date; Data Partner End Date;
16	Azithromycin (≥ 14 days) OR Roflumilast dispensing (any days supply)	First valid index dates during query period	365 days	Azithromycin (≥ 14 days) AND Roflumilast (any days supply)	Y	N/A	N/A	N/A	N/A	Death; Disenrollment; Query End Date; Data Partner End Date;
17	Azithromycin (≥ 14 days) OR Roflumilast dispensing (any days supply)	First valid index dates during query period	365 days	Azithromycin (≥ 14 days) AND Roflumilast (any days supply)	N	50%	14 days	1	1	Death; Disenrollment; Query End Date; Data Partner End Date; Treatment Cessation

Appendix I. Specifications Defining Parameters for this Request

Scenario	Exposure		Incident exposure washout period	Incident with respect to:	Point parameters	As-Treated parameters				
	Index exposure	Cohort definition			Point exposure?	Treatment episode gap (Percent)	Treatment episode extension (days)	Minimum exposure episode duration (days)	Minimum days supplied (days)	Censor treatment episode at evidence of
18	Azithromycin (≥ 14 days) OR Roflumilast dispensing (any days supply)	First valid index dates during query period	365 days	Azithromycin (≥ 14 days) AND Roflumilast (any days supply)	N	50%	14 days	1	1	Death; Disenrollment; Query End Date; Data Partner End Date; Treatment Cessation
19	Azithromycin (≥ 14 days) OR Roflumilast dispensing (any days supply)	First valid index dates during query period	365 days	Azithromycin (≥ 14 days) AND Roflumilast (any days supply)	N	50%	14 days	1	1	Death; Disenrollment; Query End Date; Data Partner End Date; Treatment Cessation
20	Azithromycin (≥ 14 days) OR Roflumilast dispensing (any days supply)	First valid index dates during query period	365 days	Azithromycin (≥ 14 days) AND Roflumilast (any days supply)	N	50%	14 days	1	1	Death; Disenrollment; Query End Date; Data Partner End Date; Treatment Cessation
21	Azithromycin (≥ 14 days) OR Roflumilast dispensing (any days supply)	First valid index dates during query period	365 days	Azithromycin (≥ 14 days) AND Roflumilast (any days supply)	Y	N/A	N/A	N/A	N/A	Death; Disenrollment; Query End Date; Data Partner End Date;

Appendix I. Specifications Defining Parameters for this Request

Scenario	Exposure			Point parameters	As-Treated parameters					
	Index exposure	Cohort definition	Incident exposure washout period	Incident with respect to:	Point exposure?	Treatment episode gap (Percent)	Treatment episode extension (days)	Minimum exposure episode duration (days)	Minimum days supplied (days)	Censor treatment episode at evidence of
22	Azithromycin (≥ 14 days) OR Roflumilast dispensing (any days supply)	First valid index dates during query period	365 days	Azithromycin (≥ 14 days) AND Roflumilast (any days supply)	Y	N/A	N/A	N/A	N/A	Death; Disenrollment; Query End Date; Data Partner End Date;
23	Azithromycin (≥ 14 days) OR Roflumilast dispensing (any days supply)	First valid index dates during query period	365 days	Azithromycin (≥ 14 days) AND Roflumilast (any days supply)	Y	N/A	N/A	N/A	N/A	Death; Disenrollment; Query End Date; Data Partner End Date;
24	Azithromycin (≥ 14 days) OR Roflumilast dispensing (any days supply)	First valid index dates during query period	365 days	Azithromycin (≥ 14 days) AND Roflumilast (any days supply)	Y	N/A	N/A	N/A	N/A	Death; Disenrollment; Query End Date; Data Partner End Date;

ICD-9, ICD-10, HCPCS, and CPT codes are provided by Optum360.
NDC codes are checked against First Data Bank's "National Drug Data File (NDDF®) Plus."

Appendix I. Specifications Defining Parameters for this Request

Scenario	Condition(s)	Inclusion / Exclusion					Inclusion/Exclusion on evaluation should search for date of:	Minimum requirement found in evaluation period
		Include or Exclude	Evaluation period start	Evaluation period end	Inclusion/Exclusion care setting			
1	(ICS/LABA/LAMA combo >=183) OR {(ICS/LABA combo >=183) and (LAMA-containing >=183)} OR {(LABA/LAMA-combo >=183) and (ICS-containing >=183)}	Include	-365	-1	Any	Date of dispensing	183 days (cumulative days supply)	
2	Asthma; or Alpha-1-antitrypsin deficiency; or Sarcoidosis; or Cystic Fibrosis; or Bronchiectasis; or ILD, pneumoconiosis and miscellaneous; or Other lung disease;	Exclude	-365	0	Any	Date of diagnosis	1	
3	or AIDS with opportunistic infections							
4	Inpatient encounter	Exclude	0	0	IP*	ADate	1	
	Exacerbation episodes	Exclude	0	0	Embedded in exacerbation definition	ADate	Embedded in exacerbation definition	

Appendix I. Specifications Defining Parameters for this Request

Scenario	Condition(s)	Inclusion / Exclusion					Inclusion/Exclusion on evaluation should search for date of:	Minimum requirement found in evaluation period
		Include or Exclude	Evaluation period start	Evaluation period end	Inclusion/Exclusion care setting			
5	COPD;	Include	-365	-1	Any	Date of diagnosis	1 time (occurrence)	
	AND							
5	(ICS/LABA/LAMA combo >=183)	Include	-365	-1	Any	Date of dispensing	183 days (cumulative days supply)	
	OR {(ICS/LABA combo >=183) and (LAMA-containing >=183)}							
6	OR {(LABA/LAMA-combo >=183) and (ICS-containing >=183)}	Exclude	-365	0	Any	Date of diagnosis	1	
	Asthma; or Alpha-1-antitrypsin deficiency; or Sarcoidosis; or Cystic Fibrosis; or Bronchiectasis; or ILD, pneumoconiosis and miscellaneous; or Other lung disease;							
7	or AIDS with opportunistic infections							
8	Inpatient encounter	Exclude	0	0	IP*	ADate	1	
	Exacerbation episodes	Exclude	0	0	Embedded in exacerbation definition	ADate	Embedded in exacerbation definition	

Appendix I. Specifications Defining Parameters for this Request

Scenario	Condition(s)	Inclusion / Exclusion					Inclusion/Exclusion on evaluation should search for date of:	Minimum requirement found in evaluation period
		Include or Exclude	Evaluation period start	Evaluation period end	Inclusion/Exclusion care setting			
9	COPD;	Include	-365	-1	Any	Date of diagnosis	1 time (occurrence)	
	AND							
9	(ICS/LABA/LAMA combo)	Include	-365	-1	Any	Date of dispensing	1 time (occurrence)	
	OR {(ICS/LABA combo) and (LAMA-containing)} OR {(LABA/LAMA-combo) and (ICS-containing)}							
10	Asthma; or Alpha-1-antitrypsin deficiency; or Sarcoidosis; or Cystic Fibrosis; or Bronchiectasis; or	Exclude	-365	0	Any	Date of diagnosis	1	
11	ILD, pneumoconiosis and miscellaneous; or Other lung disease; or AIDS with opportunistic infections							
12	Inpatient encounter	Exclude	0	0	IP*	ADate	1	
	Exacerbation episodes							Exclude

Appendix I. Specifications Defining Parameters for this Request

Scenario	Condition(s)	Inclusion / Exclusion					Inclusion/Exclusion on evaluation should search for date of:	Minimum requirement found in evaluation period
		Include or Exclude	Evaluation period start	Evaluation period end	Inclusion/Exclusion care setting			
13	COPD;	Include	-365	-1	Any	Date of diagnosis	1 time (occurrence)	
	AND (ICS/LABA/LAMA combo)							
13	OR {(ICS/LABA combo) and (LAMA-containing)}	Include	-365	-1	Any	Date of dispensing	1 time (occurrence)	
	OR {(LABA/LAMA-combo) and (ICS-containing)}							
14	Asthma; or Alpha-1-antitrypsin deficiency; or Sarcoidosis; or Cystic Fibrosis; or Bronchiectasis; or	Exclude	-365	0	Any	Date of diagnosis	1	
15	ILD, pneumoconiosis and miscellaneous; or Other lung disease; or AIDS with opportunistic infections							
16	Inpatient encounter	Exclude	0	0	IP*	ADate	1	
	Exacerbation episodes							Exclude

Appendix I. Specifications Defining Parameters for this Request

Scenario	Condition(s)	Inclusion / Exclusion					Inclusion/Exclusion on evaluation should search for date of:	Minimum requirement found in evaluation period
		Include or Exclude	Evaluation period start	Evaluation period end	Inclusion/Exclusion care setting			
17	COPD;	Include	-365	-1	Any	Date of diagnosis	1 time (occurrence)	
	AND							
	(ICS/LABA/LAMA combo >=183) OR {(ICS/LABA combo >=183) and (LAMA-containing >=183)} OR {(LABA/LAMA-combo >=183) and (ICS-containing >=183)}							
18	Asthma; or Alpha-1-antitrypsin deficiency; or Sarcoidosis; or Cystic Fibrosis; or Bronchiectasis; or ILD, pneumoconiosis and miscellaneous; or Other lung disease; or AIDS with opportunistic infections	Exclude	-365	0	Any	Date of diagnosis	1	
19	Inpatient encounter	Exclude	0	0	IP*	ADate	1	
	At least one exacerbation episode	Include	-365	-1	Embedded in exacerbation definition	ADate	Embedded in exacerbation definition	
20	Exacerbation episodes	Exclude	0	0	Embedded in exacerbation definition	ADate	Embedded in exacerbation definition	

Appendix I. Specifications Defining Parameters for this Request

Scenario	Condition(s)	Inclusion / Exclusion					Inclusion/Exclusion on evaluation should search for date of:	Minimum requirement found in evaluation period
		Include or Exclude	Evaluation period start	Evaluation period end	Inclusion/Exclusion care setting			
21	COPD;	Include	-365	-1	Any	Date of diagnosis	1 time (occurrence)	
	AND							
21	(ICS/LABA/LAMA combo >=183)	Include	-365	-1	Any	Date of dispensing	183 days (cumulative days supply)	
	OR {(ICS/LABA combo >=183) and (LAMA-containing >=183)}							
22	OR {(LABA/LAMA-combo >=183) and (ICS-containing >=183)}	Exclude	-365	0	Any	Date of diagnosis	1	
	Asthma; or Alpha-1-antitrypsin deficiency; or Sarcoidosis; or Cystic Fibrosis; or Bronchiectasis; or ILD, pneumoconiosis and miscellaneous; or Other lung disease; or AIDS with opportunistic infections							
23	Inpatient encounter	Exclude	0	0	IP*	ADate	1	
	At least one exacerbation episode							
24	Exacerbation episodes	Exclude	0	0	Embedded in exacerbation definition	ADate	Embedded in exacerbation definition	

ICD-9, ICD-10, HCPCS, and CPT codes are provided by Optum360.

NDC codes are checked against First Data Bank's "National Drug Data File (NDDF®) Plus."

Appendix I. Specifications Defining Parameters for this Request

Event Outcome							
Scenario	Outcome	Description	Incident event washout period	Incident with respect to:	Care setting	Blackout period	De-duplicate same day events
1	Moderate and severe exacerbations episodes	COPD Exacerbation codes in any position OR COPD diagnosis in the primary position OR Acute respiratory failure diagnosis in the primary position + COPD diagnosis in any position <hr/> OR COPD Diagnosis codes AND OCS (+/- 7 days) or Abx (+/- 7 days)	0 days	N/A	IP*	0 days	N/A
2	Severe exacerbations episodes	Of the episodes identified in Scenario 1, how many of them are labeled SEV	0 days	N/A	IP*	0 days	N/A
3	All cause hospitalization	N/A	0 days	N/A	IP*	0 days	De-duplicates occurrences of the same event group on the same day
4	Death	N/A	0 days	N/A	N/A	0 days	N/A

Appendix I. Specifications Defining Parameters for this Request

Event Outcome							
Scenario	Outcome	Description	Incident event washout period	Incident with respect to:	Care setting	Blackout period	De-duplicate same day events
5	Moderate and severe exacerbations episodes	COPD Exacerbation codes in any position OR COPD diagnosis in the primary position OR Acute respiratory failure diagnosis in the primary position + COPD diagnosis in the secondary position <hr/> OR COPD Diagnosis codes AND OCS (+/- 7 days) or Abx (+/- 7 days)	0 days	N/A	IP*	0 days	N/A
6	Severe exacerbations episodes	Of the episodes identified in Scenario 1, how many of them are labeled SEV	0 days	N/A	IP*	0 days	N/A
7	All cause hospitalization	N/A	0 days	N/A	IP*	0 days	De-duplicates occurrences of the same event group on the same day
8	Death	N/A	0 days	N/A	N/A	0 days	N/A

Appendix I. Specifications Defining Parameters for this Request

Event Outcome							
Scenario	Outcome	Description	Incident event washout period	Incident with respect to:	Care setting	Blackout period	De-duplicate same day events
9	Moderate and severe exacerbations episodes	COPD Exacerbation codes in any position OR COPD diagnosis in the primary position OR Acute respiratory failure diagnosis in the primary position + COPD diagnosis in any position <hr/> OR COPD Diagnosis codes AND OCS (+/- 7 days) or Abx (+/- 7 days)	0 days	N/A	IP*	0 days	N/A
10	Severe exacerbations episodes	Of the episodes identified in Scenario 1, how many of them are labeled SEV	0 days	N/A	IP*	0 days	N/A
11	All cause hospitalization	N/A	0 days	N/A	IP*	0 days	De-duplicates occurrences of the same event group on the same day
12	Death	N/A	0 days	N/A	N/A	0 days	N/A

Appendix I. Specifications Defining Parameters for this Request

Event Outcome							
Scenario	Outcome	Description	Incident event washout period	Incident with respect to:	Care setting	Blackout period	De-duplicate same day events
13	Moderate and severe exacerbations episodes	COPD Exacerbation codes in any position OR COPD diagnosis in the primary position OR Acute respiratory failure diagnosis in the primary position + COPD diagnosis in any position <hr/> OR COPD Diagnosis codes AND OCS (+/- 7 days) or Abx (+/- 7 days)	0 days	N/A	IP*	0 days	N/A
14	Severe exacerbations episodes	Of the episodes identified in Scenario 1, how many of them are labeled SEV	0 days	N/A	IP*	0 days	N/A
15	All cause hospitalization	N/A	0 days	N/A	IP*	0 days	De-duplicates occurrences of the same event group on the same day
16	Death	N/A	0 days	N/A	N/A	0 days	N/A

Appendix I. Specifications Defining Parameters for this Request

Event Outcome							
Scenario	Outcome	Description	Incident event washout period	Incident with respect to:	Care setting	Blackout period	De-duplicate same day events
17	Moderate and severe exacerbations episodes	COPD Exacerbation codes in any position OR COPD diagnosis in the primary position OR Acute respiratory failure diagnosis in the primary position + COPD diagnosis in any position <hr/> OR COPD Diagnosis codes AND OCS (+/- 7 days) or Abx (+/- 7 days)	0 days	N/A	IP*	0 days	N/A
18	Severe exacerbations episodes	Of the episodes identified in Scenario 1, how many of them are labeled SEV	0 days	N/A	IP*	0 days	N/A
19	All cause hospitalization	N/A	0 days	N/A	IP*	0 days	De-duplicates occurrences of the same event group on the same day
20	Death	N/A	0 days	N/A	N/A	0 days	N/A

Appendix I. Specifications Defining Parameters for this Request

Event Outcome							
Scenario	Outcome	Description	Incident event washout period	Incident with respect to:	Care setting	Blackout period	De-duplicate same day events
21	Moderate and severe exacerbations episodes	COPD Exacerbation codes in any position OR COPD diagnosis in the primary position OR Acute respiratory failure diagnosis in the primary position + COPD diagnosis in any position <hr/> OR COPD Diagnosis codes AND OCS (+/- 7 days) or Abx (+/- 7 days)	0 days	N/A	IP*	0 days	N/A
22	Severe exacerbations episodes	Of the episodes identified in Scenario 1, how many of them are labeled SEV	0 days	N/A	IP*	0 days	N/A
23	All cause hospitalization	N/A	0 days	N/A	IP*	0 days	De-duplicates occurrences of the same event group on the same day
24	Death	N/A	0 days	N/A	N/A	0 days	N/A

ICD-9, ICD-10, HCPCS, and CPT codes are provided by Optum360.

NDC codes are checked against First Data Bank's "National Drug Data File (NDDF®) Plus."

Appendix I.1. Specifications Defining Parameters for Baseline Characteristics in this Request

Baseline Characteristics

Covariate Number	Baseline Characteristic	Evaluation period start	Evaluation period end	Care setting	Principal diagnosis position	Evaluate evidence of:	Number of instances the covariate should be found in evaluation period
1	Anxiety	-365	-1	Any	Any	admission date for diagnosis	At least 1
2	Atrial fibrillation	-365	-1	Any	Any	admission date for diagnosis	At least 1
3	Bronchiectasis	1	Ever	Any	Any	admission date for diagnosis	At least 1
4	Cachexia	-365	-1	Any	Any	admission date for diagnosis	At least 1
5	Cancer	-365	-1	Any	Any	admission date for diagnosis	At least 1
6	Cardiovascular Disease (myocardial infarction, stroke, heart failure, angina, or transient ischemic attack)	-365	-1	Any	Any	admission date for diagnosis	At least 1
7	Chronic bronchitis	-365	-1	Any	Any	admission date for diagnosis	At least 1
8	Chronic kidney disease	-365	-1	Any	Any	admission date for diagnosis	At least 1
9	Cirrhosis	-365	-1	Any	Any	admission date for diagnosis	At least 1
10	Congestive heart failure	-365	-1	Any	Any	admission date for diagnosis	At least 1
11	Depression	-365	-1	Any	Any	admission date for diagnosis	At least 1
12	Diabetes	-365	-1	Any	Any	admission date for diagnosis	At least 1

Appendix I.1. Specifications Defining Parameters for Baseline Characteristics in this Request

Baseline Characteristics

Covariate Number	Baseline Characteristic	Evaluation period start	Evaluation period end	Care setting	Principal diagnosis position	Evaluate evidence of:	Number of instances the covariate should be found in evaluation period
13	Emphysematous phenotype	-365	-1	Any	Any	admission date for diagnosis	At least 1
14	GERD	-365	-1	Any	Any	admission date for diagnosis	At least 1
15	Influenza vaccination status	-365	-1	Any	Any	admission date for diagnosis	At least 1
16	Obstructive Sleep Apnea	-365	-1	Any	Any	admission date for diagnosis	At least 1
17	Oxygen therapy	-365	-1	Any	Any	admission date for diagnosis	At least 1
18	Pneumococcal vaccination status	-365	-1	Any	Any	admission date for diagnosis	At least 1
19	Pneumonia	-365	-1	Any	Any	admission date for diagnosis	At least 1
20	Pulmonary Embolus	-365	-1	Any	Any	admission date for diagnosis	At least 1
21	Pulmonary Hypertension	-365	-1	Any	Any	admission date for diagnosis	At least 1
22	Smoking (history of)	entire history	entire history	Any	Any	admission date for diagnosis	At least 1
23	Evidence of Abx dispensing (any non-azi abx or azithromycin <14)	-365	-1	Any	Any	dispensed date	At least 1
24	Evidence of Abx dispensing (any non-azi abx or azithromycin <14)	-365	-1	Any	Any	dispensed date	At least 2
25	Evidence of Abx dispensing (any non-azi abx or azithromycin <14)	-365	-1	Any	Any	dispensed date	At least 3

Appendix I.1. Specifications Defining Parameters for Baseline Characteristics in this Request

Baseline Characteristics

Covariate Number	Baseline Characteristic	Evaluation period start	Evaluation period end	Care setting	Principal diagnosis position	Evaluate evidence of:	Number of instances the covariate should be found in evaluation period
26	Evidence of OCS dispensing	-365	-1	Any	Any	dispensed date	At least 1
27	Evidence of OCS dispensing	-365	-1	Any	Any	dispensed date	At least 2
28	Evidence of OCS dispensing	-365	-1	Any	Any	dispensed date	At least 3
29	Prior history of NO exacerbations	-365	-1	Any	Any	Adate	Not (1 or 2 or 3 or 4 or 5+)
30	Prior history of exactly 1 moderate or severe exacerbation episode	-365	-1	Any	Any	Adate	Exactly 1 time
31	Prior history of exactly 2 moderate or severe exacerbation episodes	-365	-1	Any	Any	Adate	Exactly 2 times
32	Prior history of exactly 3 moderate or severe exacerbation episodes	-365	-1	Any	Any	Adate	Exactly 3 times
33	Prior history of exactly 4 moderate or severe exacerbation episodes	-365	-1	Any	Any	Adate	Exactly 4 times
34	Prior history of at least 5 moderate or severe exacerbation episodes	-365	-1	Any	Any	Adate	At least 5 times
35	Prior history of exactly 1 severe exacerbation episode	-365	-1	Any	Any	Adate	Exactly 1 time
36	Prior history of exactly 2 severe exacerbation episodes	-365	-1	Any	Any	Adate	Exactly 2 times
37	Prior history of exactly 3 severe exacerbation episodes	-365	-1	Any	Any	Adate	Exactly 3 times
38	Prior history of exactly 4 severe exacerbation episodes	-365	-1	Any	Any	Adate	Exactly 4 times
39	Prior history of at least 5 severe exacerbation episodes	-365	-1	Any	Any	Adate	At least 5 times
40	Post-treatment, exactly 1 moderate or severe exacerbation episode	1	earlier of episode end or 365	Any	Any	Adate	Exactly 1 time
41	Post-treatment, exactly 2 moderate or severe exacerbation episodes	1	earlier of episode end or 365	Any	Any	Adate	Exactly 2 times

Appendix I.1. Specifications Defining Parameters for Baseline Characteristics in this Request

Baseline Characteristics

Covariate Number	Baseline Characteristic	Evaluation period start	Evaluation period end	Care setting	Principal diagnosis position	Evaluate evidence of:	Number of instances the covariate should be found in evaluation period
42	Post-treatment, exactly 3 moderate or severe exacerbation episodes	1	earlier of episode end or 365	Any	Any	Adate	Exactly 3 times
43	Post-treatment, exactly 4 moderate or severe exacerbation episodes	1	earlier of episode end or 365	Any	Any	Adate	Exactly 4 times
44	Post-treatment, at least 5 moderate or severe exacerbation episodes	1	earlier of episode end or 365	Any	Any	Adate	At least 5 times
45	Post-treatment, exactly 1 severe exacerbation episode	1	earlier of episode end or 365	Any	Any	Adate	Exactly 1 time
46	Post-treatment, exactly 2 severe exacerbation episodes	1	earlier of episode end or 365	Any	Any	Adate	Exactly 2 times
47	Post-treatment, exactly 3 severe exacerbation episodes	1	earlier of episode end or 365	Any	Any	Adate	Exactly 3 times
48	Post-treatment, exactly 4 severe exacerbation episodes	1	earlier of episode end or 365	Any	Any	Adate	Exactly 4 times
49	Post-treatment, at least 5 severe exacerbation episodes	1	earlier of episode end or 365	Any	Any	Adate	At least 5 times
50	At least 1 exacerbation episode, set up for exclusion [Z,Y] [0,0]	0	0	Any	Any	Adate	1
51	At least 1 exacerbation episode, set up for exclusion [Z,Y] [-14,-1]	-14	-1	Any	Any	Adate	1
52	dummy-COPD	entire history	entire history	Any	Any	Adate	1
53	dummy-COPD exac	entire history	entire history	Any	Any	Adate	1
54	dummy-respiratory failure	entire history	entire history	Any	Any	Adate	1
55	dummy-abx	entire history	entire history	NA	Any	dispensed date	1
56	dummy-OCS	entire history	entire history	NA	Any	dispensed date	1

Appendix I.1. Specifications Defining Parameters for Baseline Characteristics in this Request

Baseline Characteristics

Covariate Number	Baseline Characteristic	Evaluation period start	Evaluation period end	Care setting	Principal diagnosis position	Evaluate evidence of:	Number of instances the covariate should be found in evaluation period
57	dummy-all inpatient encounters	entire history	entire history	IP*	Any	Adate	1

Appendix I.2. Specifications Defining Parameters for Stockpiling in this Request

Stockpiling						
Scenario	Stockpiling group	Same day dispensing processing for days supplied	Same day dispensing processing for amount supplied	Range of allowable days supplied values	Range of allowable amount supplied values	Overlap percentage
1	AZI_14ormore	Adds all days supplied values for dispensings in the same stockgroup on the same day	Adds all amount values for dispensings in the same stockgroup on the same day	14-HIGH	Default: 0-HIGH	Default
	AZIllessthan14	Adds all days supplied values for dispensings in the same stockgroup on the same day	Adds all amount values for dispensings in the same stockgroup on the same day	LOW-<14	Default: 0-HIGH	Default
2	AZI_14ormore	Adds all days supplied values for dispensings in the same stockgroup on the same day	Adds all amount values for dispensings in the same stockgroup on the same day	14-HIGH	Default: 0-HIGH	Default
	AZIllessthan14	Adds all days supplied values for dispensings in the same stockgroup on the same day	Adds all amount values for dispensings in the same stockgroup on the same day	LOW-<14	Default: 0-HIGH	Default
3	AZI_14ormore	Adds all days supplied values for dispensings in the same stockgroup on the same day	Adds all amount values for dispensings in the same stockgroup on the same day	14-HIGH	Default: 0-HIGH	Default
	AZIllessthan14	Adds all days supplied values for dispensings in the same stockgroup on the same day	Adds all amount values for dispensings in the same stockgroup on the same day	LOW-<14	Default: 0-HIGH	Default
4	AZI_14ormore	Adds all days supplied values for dispensings in the same stockgroup on the same day	Adds all amount values for dispensings in the same stockgroup on the same day	14-HIGH	Default: 0-HIGH	Default
	AZIllessthan14	Adds all days supplied values for dispensings in the same stockgroup on the same day	Adds all amount values for dispensings in the same stockgroup on the same day	LOW-<14	Default: 0-HIGH	Default

Appendix I.2. Specifications Defining Parameters for Stockpiling in this Request

Stockpiling						
Scenario	Stockpiling group	Same day dispensing processing for days supplied	Same day dispensing processing for amount supplied	Range of allowable days supplied values	Range of allowable amount supplied values	Overlap percentage
5	AZI_14ormore	Adds all days supplied values for dispensings in the same stockgroup on the same day	Adds all amount values for dispensings in the same stockgroup on the same day	14-HIGH	Default: 0-HIGH	Default
	AZIllessthan14	Adds all days supplied values for dispensings in the same stockgroup on the same day	Adds all amount values for dispensings in the same stockgroup on the same day	LOW-<14	Default: 0-HIGH	Default
6	AZI_14ormore	Adds all days supplied values for dispensings in the same stockgroup on the same day	Adds all amount values for dispensings in the same stockgroup on the same day	14-HIGH	Default: 0-HIGH	Default
	AZIllessthan14	Adds all days supplied values for dispensings in the same stockgroup on the same day	Adds all amount values for dispensings in the same stockgroup on the same day	LOW-<14	Default: 0-HIGH	Default
7	AZI_14ormore	Adds all days supplied values for dispensings in the same stockgroup on the same day	Adds all amount values for dispensings in the same stockgroup on the same day	14-HIGH	Default: 0-HIGH	Default
	AZIllessthan14	Adds all days supplied values for dispensings in the same stockgroup on the same day	Adds all amount values for dispensings in the same stockgroup on the same day	LOW-<14	Default: 0-HIGH	Default
8	AZI_14ormore	Adds all days supplied values for dispensings in the same stockgroup on the same day	Adds all amount values for dispensings in the same stockgroup on the same day	14-HIGH	Default: 0-HIGH	Default
	AZIllessthan14	Adds all days supplied values for dispensings in the same stockgroup on the same day	Adds all amount values for dispensings in the same stockgroup on the same day	LOW-<14	Default: 0-HIGH	Default

Appendix I.2. Specifications Defining Parameters for Stockpiling in this Request

Stockpiling						
Scenario	Stockpiling group	Same day dispensing processing for days supplied	Same day dispensing processing for amount supplied	Range of allowable days supplied values	Range of allowable amount supplied values	Overlap percentage
9	AZI_14ormore	Adds all days supplied values for dispensings in the same stockgroup on the same day	Adds all amount values for dispensings in the same stockgroup on the same day	14-HIGH	Default: 0-HIGH	Default
	AZIllessthan14	Adds all days supplied values for dispensings in the same stockgroup on the same day	Adds all amount values for dispensings in the same stockgroup on the same day	LOW-<14	Default: 0-HIGH	Default
10	AZI_14ormore	Adds all days supplied values for dispensings in the same stockgroup on the same day	Adds all amount values for dispensings in the same stockgroup on the same day	14-HIGH	Default: 0-HIGH	Default
	AZIllessthan14	Adds all days supplied values for dispensings in the same stockgroup on the same day	Adds all amount values for dispensings in the same stockgroup on the same day	LOW-<14	Default: 0-HIGH	Default
11	AZI_14ormore	Adds all days supplied values for dispensings in the same stockgroup on the same day	Adds all amount values for dispensings in the same stockgroup on the same day	14-HIGH	Default: 0-HIGH	Default
	AZIllessthan14	Adds all days supplied values for dispensings in the same stockgroup on the same day	Adds all amount values for dispensings in the same stockgroup on the same day	LOW-<14	Default: 0-HIGH	Default
12	AZI_14ormore	Adds all days supplied values for dispensings in the same stockgroup on the same day	Adds all amount values for dispensings in the same stockgroup on the same day	14-HIGH	Default: 0-HIGH	Default
	AZIllessthan14	Adds all days supplied values for dispensings in the same stockgroup on the same day	Adds all amount values for dispensings in the same stockgroup on the same day	LOW-<14	Default: 0-HIGH	Default

Appendix I.2. Specifications Defining Parameters for Stockpiling in this Request

Stockpiling						
Scenario	Stockpiling group	Same day dispensing processing for days supplied	Same day dispensing processing for amount supplied	Range of allowable days supplied values	Range of allowable amount supplied values	Overlap percentage
13	AZI_14ormore	Adds all days supplied values for dispensings in the same stockgroup on the same day	Adds all amount values for dispensings in the same stockgroup on the same day	14-HIGH	Default: 0-HIGH	Default
	AZIllessthan14	Adds all days supplied values for dispensings in the same stockgroup on the same day	Adds all amount values for dispensings in the same stockgroup on the same day	LOW-<14	Default: 0-HIGH	Default
14	AZI_14ormore	Adds all days supplied values for dispensings in the same stockgroup on the same day	Adds all amount values for dispensings in the same stockgroup on the same day	14-HIGH	Default: 0-HIGH	Default
	AZIllessthan14	Adds all days supplied values for dispensings in the same stockgroup on the same day	Adds all amount values for dispensings in the same stockgroup on the same day	LOW-<14	Default: 0-HIGH	Default
15	AZI_14ormore	Adds all days supplied values for dispensings in the same stockgroup on the same day	Adds all amount values for dispensings in the same stockgroup on the same day	14-HIGH	Default: 0-HIGH	Default
	AZIllessthan14	Adds all days supplied values for dispensings in the same stockgroup on the same day	Adds all amount values for dispensings in the same stockgroup on the same day	LOW-<14	Default: 0-HIGH	Default
16	AZI_14ormore	Adds all days supplied values for dispensings in the same stockgroup on the same day	Adds all amount values for dispensings in the same stockgroup on the same day	14-HIGH	Default: 0-HIGH	Default
	AZIllessthan14	Adds all days supplied values for dispensings in the same stockgroup on the same day	Adds all amount values for dispensings in the same stockgroup on the same day	LOW-<14	Default: 0-HIGH	Default

Appendix I.2. Specifications Defining Parameters for Stockpiling in this Request

Stockpiling						
Scenario	Stockpiling group	Same day dispensing processing for days supplied	Same day dispensing processing for amount supplied	Range of allowable days supplied values	Range of allowable amount supplied values	Overlap percentage
17	AZI_14ormore	Adds all days supplied values for dispensings in the same stockgroup on the same day	Adds all amount values for dispensings in the same stockgroup on the same day	14-HIGH	Default: 0-HIGH	Default
	AZIllessthan14	Adds all days supplied values for dispensings in the same stockgroup on the same day	Adds all amount values for dispensings in the same stockgroup on the same day	LOW-<14	Default: 0-HIGH	Default
18	AZI_14ormore	Adds all days supplied values for dispensings in the same stockgroup on the same day	Adds all amount values for dispensings in the same stockgroup on the same day	14-HIGH	Default: 0-HIGH	Default
	AZIllessthan14	Adds all days supplied values for dispensings in the same stockgroup on the same day	Adds all amount values for dispensings in the same stockgroup on the same day	LOW-<14	Default: 0-HIGH	Default
19	AZI_14ormore	Adds all days supplied values for dispensings in the same stockgroup on the same day	Adds all amount values for dispensings in the same stockgroup on the same day	14-HIGH	Default: 0-HIGH	Default
	AZIllessthan14	Adds all days supplied values for dispensings in the same stockgroup on the same day	Adds all amount values for dispensings in the same stockgroup on the same day	LOW-<14	Default: 0-HIGH	Default
20	AZI_14ormore	Adds all days supplied values for dispensings in the same stockgroup on the same day	Adds all amount values for dispensings in the same stockgroup on the same day	14-HIGH	Default: 0-HIGH	Default
	AZIllessthan14	Adds all days supplied values for dispensings in the same stockgroup on the same day	Adds all amount values for dispensings in the same stockgroup on the same day	LOW-<14	Default: 0-HIGH	Default

Appendix I.2. Specifications Defining Parameters for Stockpiling in this Request

Stockpiling						
Scenario	Stockpiling group	Same day dispensing processing for days supplied	Same day dispensing processing for amount supplied	Range of allowable days supplied values	Range of allowable amount supplied values	Overlap percentage
21	AZI_14ormore	Adds all days supplied values for dispensings in the same stockgroup on the same day	Adds all amount values for dispensings in the same stockgroup on the same day	14-HIGH	Default: 0-HIGH	Default
	AZIllessthan14	Adds all days supplied values for dispensings in the same stockgroup on the same day	Adds all amount values for dispensings in the same stockgroup on the same day	LOW-<14	Default: 0-HIGH	Default
22	AZI_14ormore	Adds all days supplied values for dispensings in the same stockgroup on the same day	Adds all amount values for dispensings in the same stockgroup on the same day	14-HIGH	Default: 0-HIGH	Default
	AZIllessthan14	Adds all days supplied values for dispensings in the same stockgroup on the same day	Adds all amount values for dispensings in the same stockgroup on the same day	LOW-<14	Default: 0-HIGH	Default
23	AZI_14ormore	Adds all days supplied values for dispensings in the same stockgroup on the same day	Adds all amount values for dispensings in the same stockgroup on the same day	14-HIGH	Default: 0-HIGH	Default
	AZIllessthan14	Adds all days supplied values for dispensings in the same stockgroup on the same day	Adds all amount values for dispensings in the same stockgroup on the same day	LOW-<14	Default: 0-HIGH	Default
24	AZI_14ormore	Adds all days supplied values for dispensings in the same stockgroup on the same day	Adds all amount values for dispensings in the same stockgroup on the same day	14-HIGH	Default: 0-HIGH	Default
	AZIllessthan14	Adds all days supplied values for dispensings in the same stockgroup on the same day	Adds all amount values for dispensings in the same stockgroup on the same day	LOW-<14	Default: 0-HIGH	Default

Appendix I.3. Specifications Defining Parameters for Comorbidity Score in this Request

Comorbidity Score

Evaluation period start	Evaluation period end
-365	-1

Appendix I.4. Specifications Defining Parameters for Health Services Utilization in this Request

Utilization

Medical utilization evaluation period start	Medical utilization evaluation period end	Medical visit care settings	Drug utilization evaluation period start	Drug utilization evaluation period end
-365	-1	*Inpatient hospital stay; *Non-acute institutional stay; *Emergency department encounter; *Ambulatory visit; *Other ambulatory visit; *Any care setting	-365	-1

Appendix I.5. Specifications Defining Parameters for Exacerbation Episode Definition in this Request

Exacerbation episode definition

Outcome	Description	Care setting	Episode gap	Episode extension
Severe exacerbations episodes	COPD exacerbation code in any position OR COPD diagnosis code in the primary position OR Acute respiratory failure diagnosis code in the primary position + COPD diagnosis code in any position	IP	14 days	14 days
Moderate exacerbation episodes	COPD diagnosis code AND At least 3 days supply of oral corticosteroids [3,inf] within 7 days (+/- 7) or non-azithromycin antibiotics [3,15] days supply or azithromycin [3,13] days supply within 7 days (+/- 7) If oral corticosteroids are [14,inf] AND if another oral corticosteroid [14,inf] is dispensed in the previous 30 days, THEN don't count as exacerbation. Events will be evaluated sequentially for patients in the cohort from their left censor date (earliest time frame of required data) to their right censor date. In this query, this will be [index dt – 365, end of available data]. Events will be processed and event dates assigned to the earlier of the paired RX and DX. A valid RX code can be assigned to be paired with one DX code alone.	AV/ED/OA	14 days	14 days

Exacerbation episodes order of processing:

For every patient with qualifying index date of ROF or AZI_CHRONIC, generate patient record of **exacerbation episodes** as follows:

Starting with leftmost censor date (365 days prior to 1st qualifying index) through available enrollment data, calculate exacerbation episodes by:

1. Find all evidence of serious exacerbations as defined by code lists, retaining admission date (ADATE) and discharge date (DDATE)
2. Find all evidence of moderate exacerbation events defined by code lists with required concomitant OCS/ABX medications, retaining ADATE and DDATE (which should be same for these events and **is the FIRST of the RX/DX pair to occur**)

This should result in various points-in-times (flags) for exacerbation events as described above.

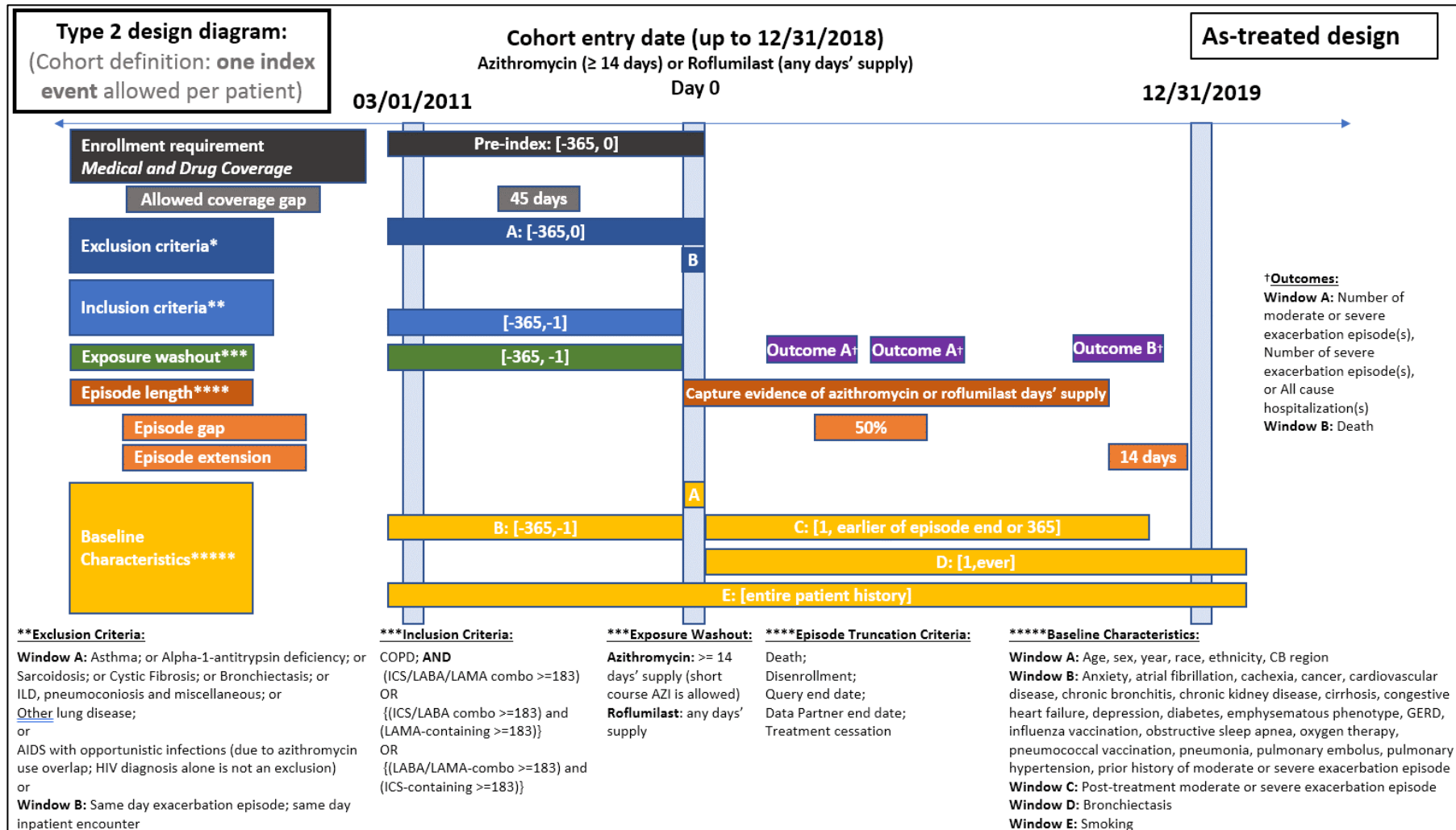
3. Concatenate exacerbation episodes similarly to how treatment episodes are concatenated by a) dropping overlapping exacerbation events - i.e., no "stockpiling" equivalent, b) using gap parameter of 14 days to concatenate exacerbation events and c) adding final 14 day extension to last exacerbation event. These exacerbation episodes are formed from earliest to latest exacerbation using event date flags created in earlier steps. 14 day gap parameter looks ahead from DDATE.

If exacerbation episode has ANY serious exacerbation flag within it, assign episode as serious. Otherwise, assign as moderate.

Create standalone analytic dataset of PATID, exacerbation episode numbers, exacerbation episode start and end dates, exacerbation event dates (ADATE, DDATE) within episode, flag for serious or moderate exacerbations.

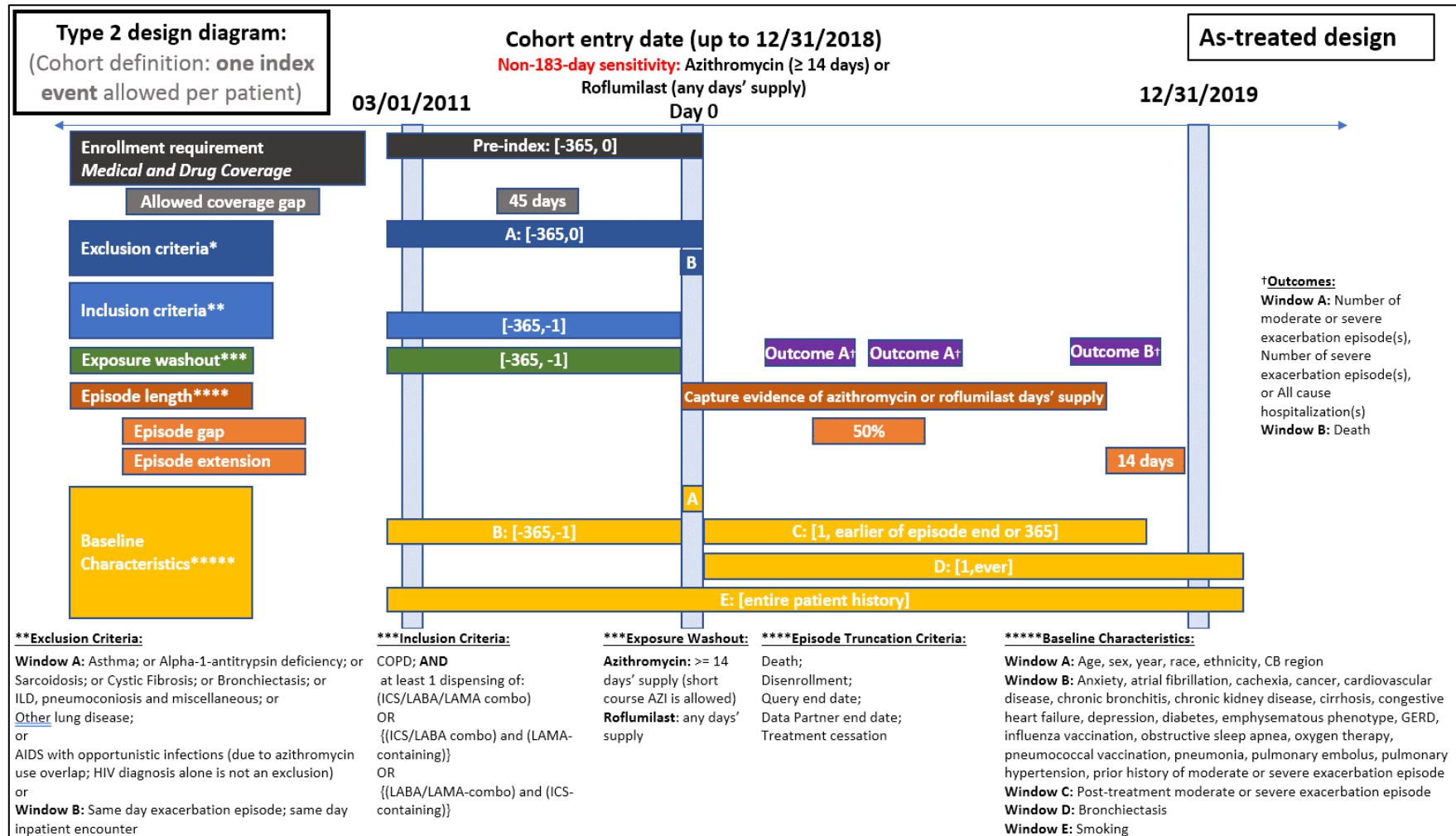
Appendix I.6. Query Design Diagrams

Figure 1. Design Diagram of Cohort Entry Requirements, Index Exposure, and Event Outcome Assessment for Scenarios 1-4



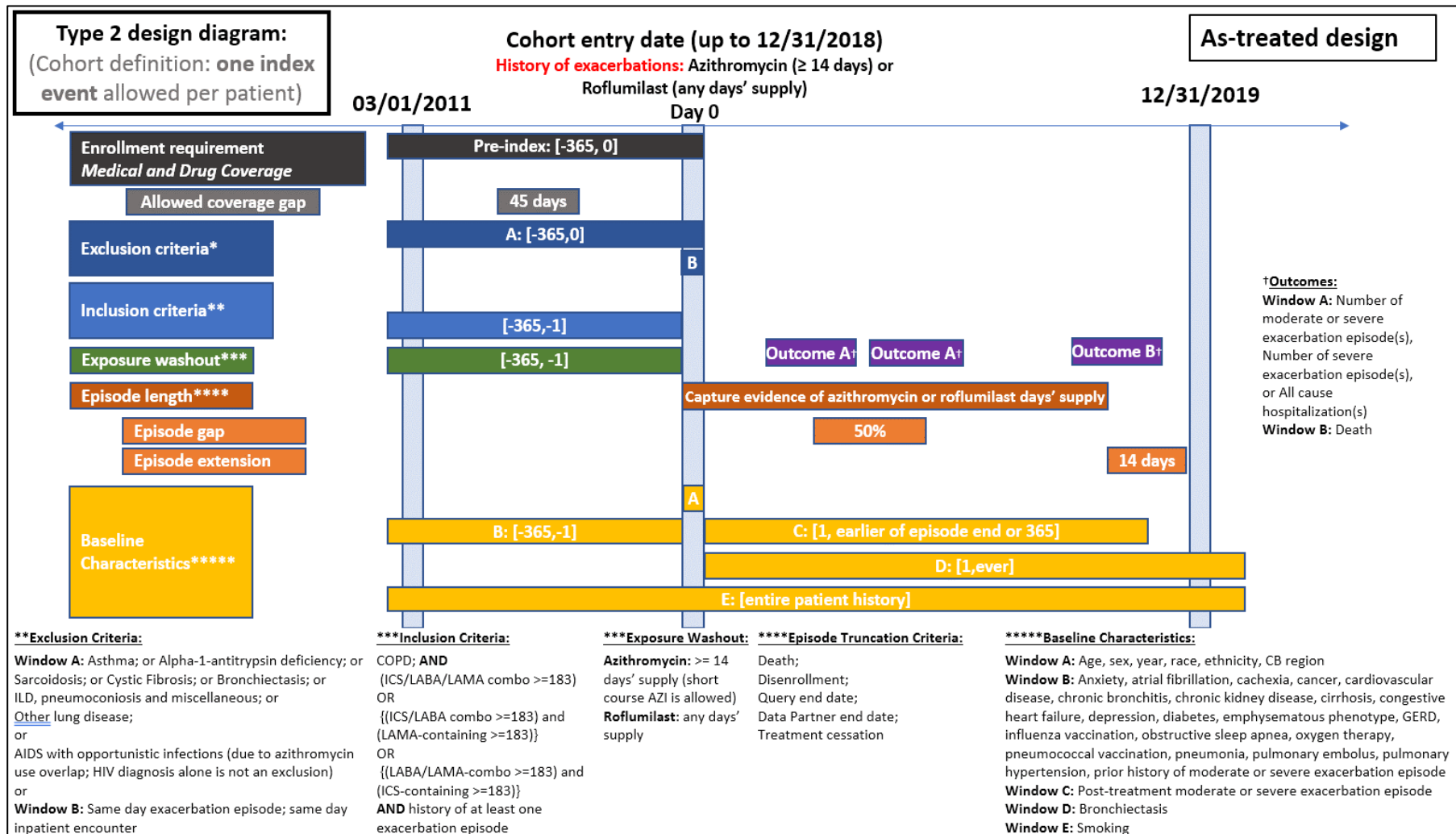
Appendix I.6. Query Design Diagrams

Figure 2. Design Diagram of Cohort Entry Requirements, Index Exposure, and Event Outcome Assessment for Scenarios 9-12



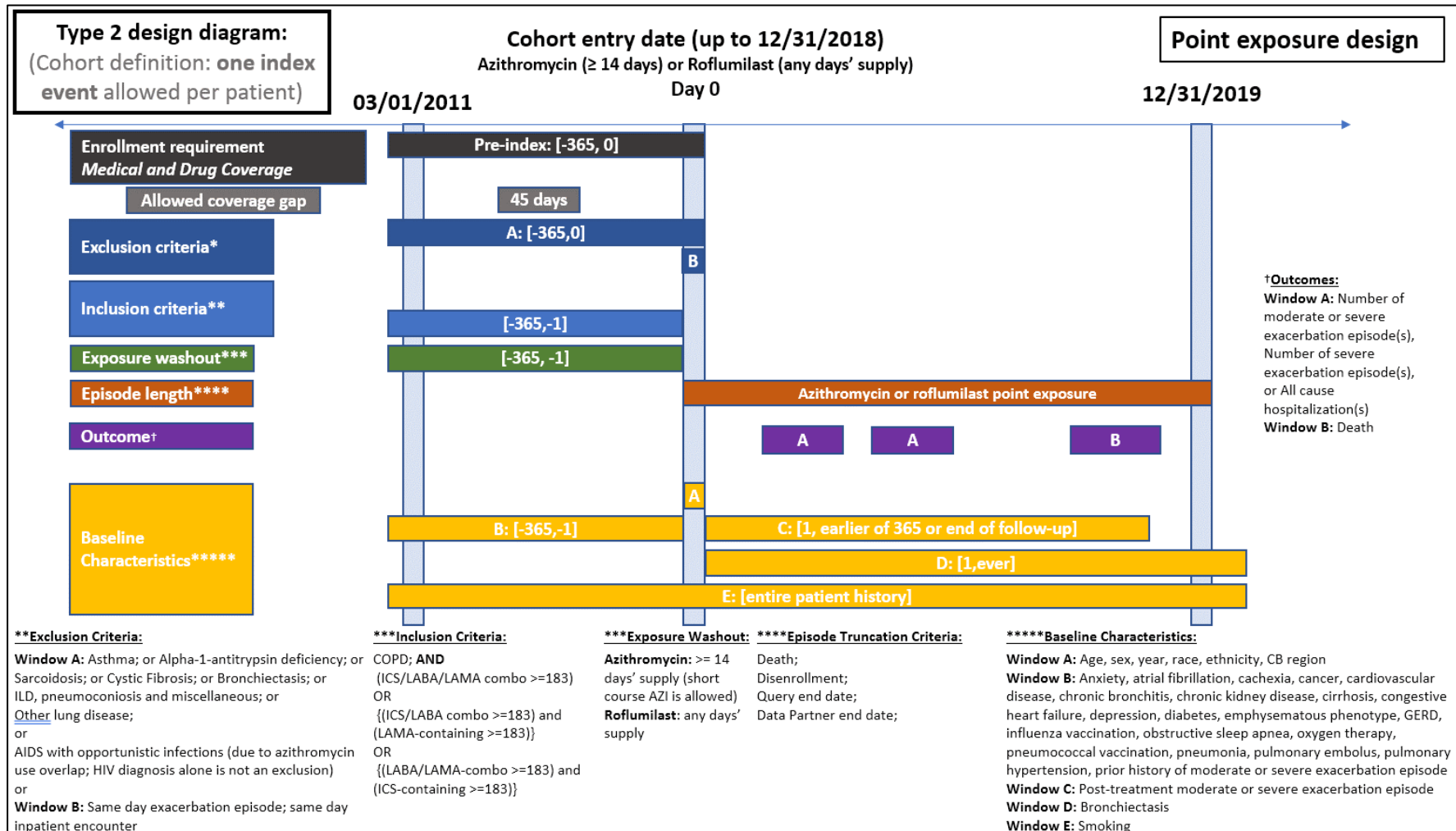
Appendix I.6. Query Design Diagrams

Figure 3. Design Diagram of Cohort Entry Requirements, Index Exposure, and Event Outcome Assessment for Scenarios 17-20



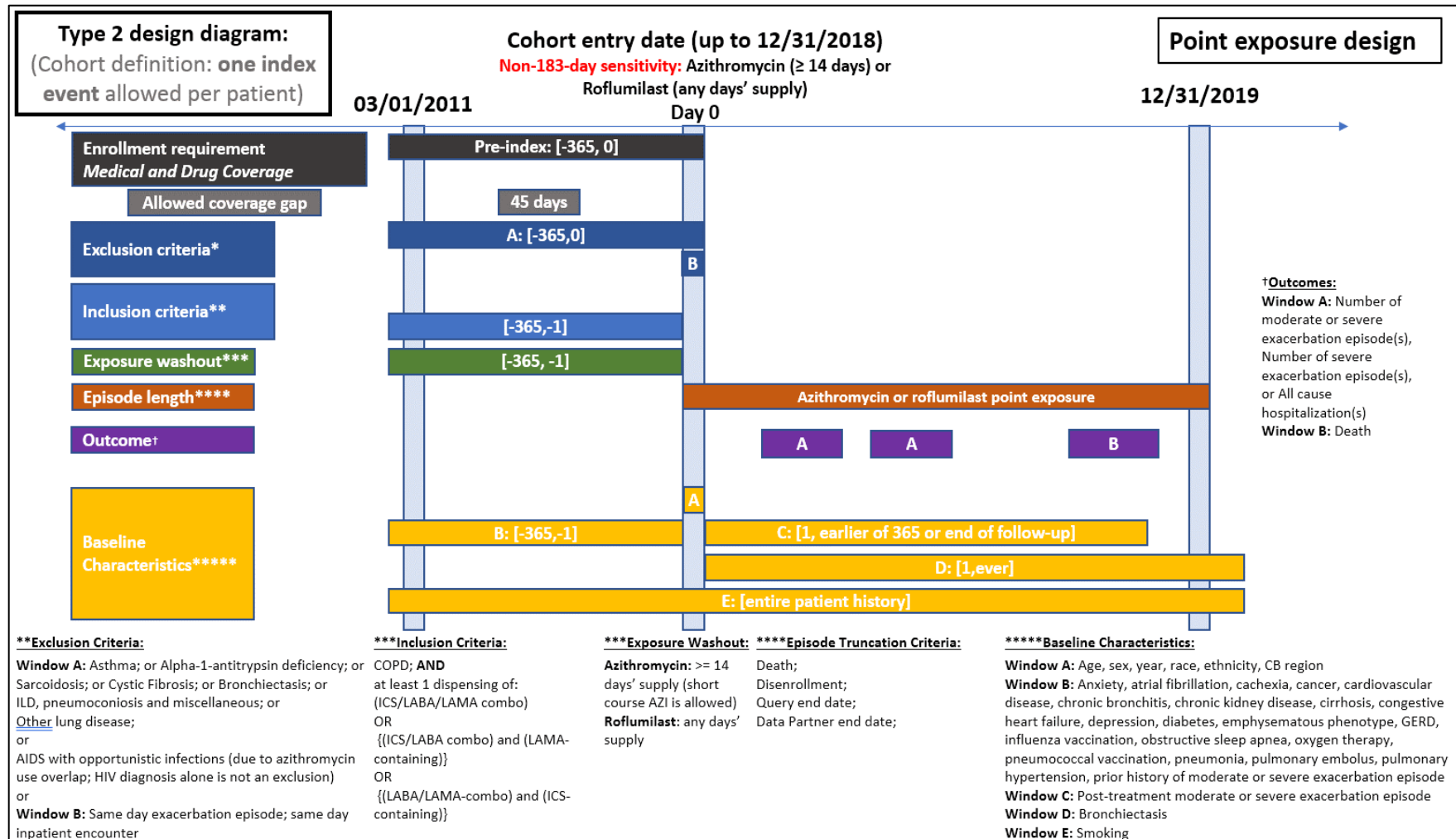
Appendix I.6. Query Design Diagrams

Figure 4. Design Diagram of Cohort Entry Requirements, Index Exposure, and Event Outcome Assessment for Scenarios 5-8



Appendix I.6. Query Design Diagrams

Figure 5. Design Diagram of Cohort Entry Requirements, Index Exposure, and Event Outcome Assessment for Scenarios 13-16



Appendix I.6. Query Design Diagrams

Figure 6. Design Diagram of Cohort Entry Requirements, Index Exposure, and Event Outcome Assessment for Scenarios 21-24

